Creative Commons 4.0 NC SA BY FREE DISTRIBUTION ONLY - NOT FOR SALE

The WORKBASKET

HOME AND NEEDLECRAFT FOR PLEASURE AND PROFIT

VOLUME 16 2984 January 1951 NUMBER 4

15¢



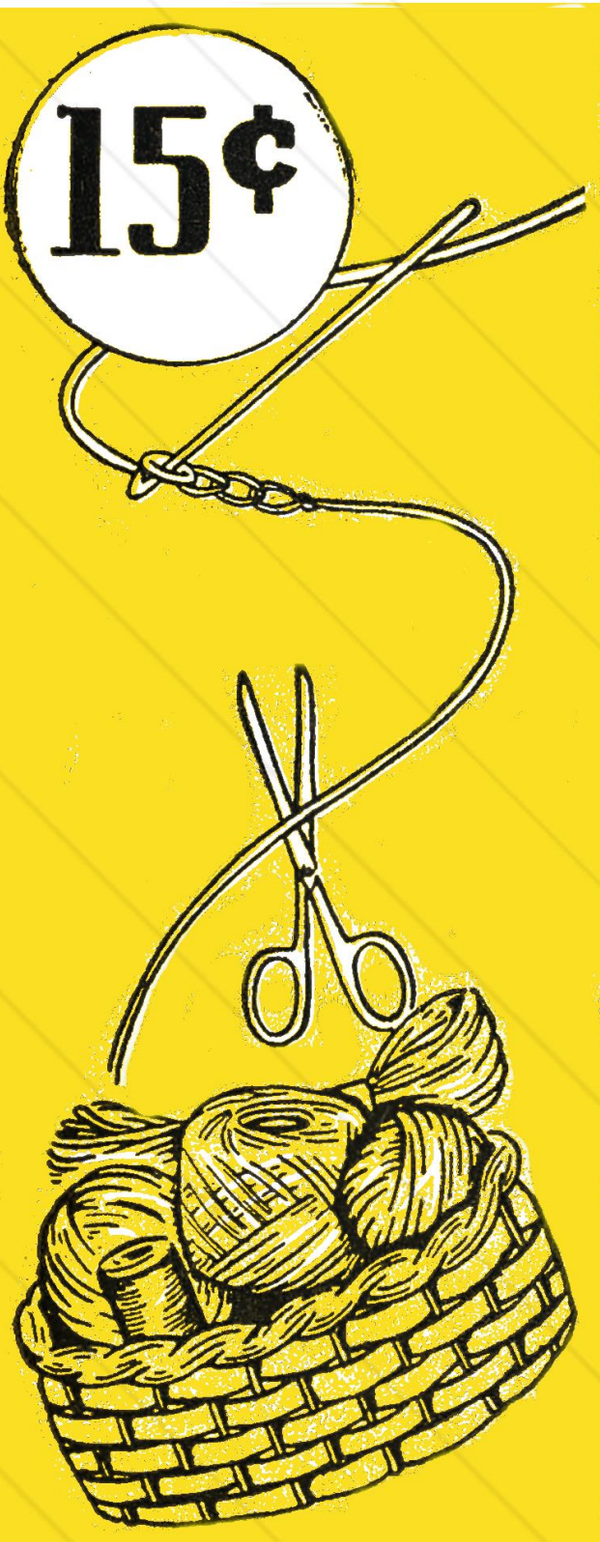

Ideas for the Bazaar, the Home, Gifts, Sparetime Money Makers, with Many Articles, Easily Made and Inexpensive, that find a Ready Sale.

How To **MAKE ARTIFICIAL FLOWERS THAT ARE DIFFERENT - - - DISH MATS CROCHETED RUG - TATTED EDGES DECORATIVE PARTY SUGAR CUBES CROCHETED FLOWER EDGE DOILY FASHION A HAND KNIT BLOUSE**

www.antiquepatternlibrary.org 2026.07

Creative Commons 4.0 NC SA BY FREE DISTRIBUTION ONLY - NOT FOR SALE

Ready for Quick EMBROIDERY . . .

"Fairy Queen" DESIGN



PILLOWCASES • SCARFS AND 3 PIECE VANITY SET

PINK OR BLUE



The "FAIRY QUEEN" Pillowcases, with matching Scarfs and Vanity are NEW . . . EXCITING. Embroider all the pieces to this breath-taking design. The 42" Pillowcases, 14"x42" and 14"x36" Scarfs and the matching 3 piece Vanity are all of the same type 128 snowy-white sheeting. The Pink or Blue Skirt and ruffled trim are completely sewed, only a little embroidery to do. Each Pillowcase, Scarf, or Vanity Set is only $1.00, plus 10c for postage. If you desire a Pair of Cases order TWO. 100% Satisfaction or your money back.

PILLOWCASES .....EACH (For a Pair Order Two) $1.00

SCARF, 14x42 in.....EACH $1.00

SCARF, 14x36 in.....EACH

3 PIECE VANITY SET..... $1.00

ADD 10c POSTAGE AND HANDLING TO EACH ITEM. FOR EMBROIDERY FLOSS ADD 18c FOR EACH SCARF, VANITY SET OR PAIR OF CASES.

ORDER BY NUMBER

500

STATE COLOR

PINK OR BLUE

7 PIECE SET: 2 CASES, 2 SCARFS, and 3 PC. VANITY—POSTPAID ONLY $5.00

FREDERICK HERRSCHNER CO.
33 S. WABASH AVE., CHICAGO 3, ILL.

www.antiquepatternlibrary.org 2026.07

Creative Commons 4.0 NC SA BY FREE DISTRIBUTION ONLY - NOT FOR SALE

Knitted Shawl

For extra warmth, you'll admire this knitted shawl that is made in a very pretty and lacy pattern. The completed shawl is about two yards long and 30 inches wide. Use number 10 wooden needles and medium weight wool yarn. For a more closely knit shawl, use smaller needles.



Abbreviations: K (knit); p (purl); tog (together); fagot—O twice, p 2 tog; eyelet—k 2 tog, O twice (always p second st of O twice on return row), k 2 tog; sts (stitches).

Cast on 97 sts.

Rows 1 through 8: (K 1, p 1) 48 times, k 1.

Edge Pattern: (K 1, p 1) 3 times, k 1. This remains the same for each end of every row.

Row 9: Edge, (k 4, eyelet, k 4, fagot) 5 times, k 4, eyelet, k 5, edge.

Row 10: Edge, k 7, p 1, k 5, (fagot, k 6, p 1, k 5) 5 times, edge.

Row 11: Edge, (k 2, eyelet twice, k 2, fagot) 5 times, k 2, eyelet twice, k 3, edge.

Row 12: Edge, k 5, p 1, k 3, p 1, k 3, (fagot, k 4, p 1, k 3, p 1, k 3) 5 times, edge.

Repeat rows 9 through 12 for length desired. Finish with rows 1 through 8 to correspond with beginning.



FREE SAMPLES · 100% VIRGIN WOOL
KNITTING YARNS

Quality all wool hand knitting yarns at direct-to-you LOW PRICES. Send for FREE samples.

FRIENDSHIP HOUSE
Dept. 112 Winchester, Massachusetts

The WORKBASKET is published monthly by Modern Handcraft, Inc., 2401 Burlington, Kansas City 16, Missouri. Entered as second class matter February 6, 1948, at the Post Office at Kansas City, Missouri, under the act of March 3, 1879. Annual subscription rate $1.50 in United States and its possessions; $2.50 in Canada. One month advance notice is required for change of subscription address. Both old and new address must be given and request marked for Circulation Department. Printed in U.S.A.
Copyright 1951 by Modern Handcraft, Inc.

www.antiquepatternlibrary.org 2026.07

Creative Commons 4.0 NC SA BY FREE DISTRIBUTION ONLY - NOT FOR SALE

Leaf Hot Dish Mat

Here are three quickly made place mats that are both different and appropriate. They are made with Autumn colors—green, rust, and yellow—with the ridges giving the effect of the leaf vein. Heavy 4 ply rug yarn is used and a size 1 or O crochet hook. The large leaf is about 12 inches long.

Abbreviations: Ch (chain); sc (single crochet); st (stitch); lp (loop).

Large Leaf: Row 1: Ch 18, sc in 4th st from hook, sc in each of the next 13 sts of ch, 3 sc in next st of ch, working on other side of ch, work 1 sc in each of the next 12 sts, ch 3, turn.

Row 2: Working in front lp of st only, sc in each of the next 12 sc, 2 sc in each of the next 3 sc, sc in each of next 12 sc, ch 3, to turn all rows.

Row 3: Working in back lp of st, sc in each of the next 14 sc, 2 sc in each of the next 3 sc, sc in each of the next 11 sc.

Row 4: Working in front lp of st, sc in each of the next 13 sc, 2 sc in each of the next 3 sc, sc in each of the next 13 sc.

Row 5: Working in back lp of st, sc in each of the next 15 sc, 2 sc in each of the next 3 sc, sc in each of the next 12 sc.

Row 6: Working in front lp of st, sc in each of the next 14 sc, 2 sc in each of the next 2 sc, sc in each of the next 14 sc.

Row 7: Working in back lp of st, sc in each of the next 16 sc, 2 sc in next sc, sc in each of the next 12 sc.

Row 8: Working in front lp of st, sc in each of the next 13 sc, 2 sc in next sc, sc in each of the next 13 sc.

Row 9: Working in back lp of st, sc in each of the next 25 sc.



Row 10: Working in front lp of st, sc in each of the next 22 sc.

Row 11: Working in back lp of st, sc in each of the next 11 sc, ch 8, drawing sts tight, turn and sc in 4th st from hook, sc in each of the next 3 sc, sc in next sc of leaf, sc in each of the next 8 sc, ch 3, remove hook, insert from back of mat, pick up last lp of ch 3, draw through to back and fasten. Cut thread.

The **smaller leaf** mats are made in the same manner, the **middle** size with a ch 15, and the smaller one with a ch 12 in row 1.

HAND STITCHER • SEW
QUICKER, EASIER PROFESSIONALLY
MAGIC-STITCHER
for Pleasure... Speed



Now you can do a professional job at home in half the time. Sew a beautiful invisible blind-stitch hem **without rethreading your needle.** For Magic Stitcher holds a complete spool of thread. Do hemming, tailor-tacking, applique, basting, shirring, smocking—other stitches. Uses regular or **elastic thread.** Light as a feather (1 oz.), fits palm of your hand. Completely illustrated sewing booklet included free. $2.95 ppd. (postage extra on COD's). Money back if not delighted.

ALBIN of CALIFORNIA
111-21 N. La Cienega Beverly Hills 1, Calif.

2.95

www.antiquepatternlibrary.org 2026.07

Creative Commons 4.0 NC SA BY FREE DISTRIBUTION ONLY - NOT FOR SALE





"Your beautiful cards are just what my friends are looking for!" Mrs. Bergman New Haven, Conn.

NO WONDER SO MANY FOLKS

Make Good Money

in their Spare Time . . . Without Taking a Job or Putting in Regular Hours . . . And Without EXPERIENCE!

HERE'S *a friendly way* to make a fine income, spare-time or full-time. All you do is SHOW lovely Doehla Box Assortments or richly decorated All-Occasion Greeting Cards, distinctive Stationery, gay Gift Wrappings. Many other Doehla items *so exceptionally* beautiful that your friends, neighbors, and co-workers will be delighted to give you big orders. NO EXPERIENCE NEEDED—our FREE BOOK shows you easy ways for *any beginner* to make money! You make up to 50c on each $1 box, even more with the Doehla *cash* bonus.

SEND FOR FREE SAMPLES

Mail coupon below—without money—for everything you need to start earning immediately. Sample boxes on approval. Also free samples of new "name-imprinted" stationery and napkins and lovely Petal Script Stationery. No obligation. Send coupon NOW. HARRY DOEHLA CO., Studio W61, Fitchburg, Mass. (If you live west of Rockies—mail coupon to Palo Alto, Calif.)

Copyright, 1951, Harry Doehla Co.

Makes Money—and Friends Too

"The cards were so attractive they sold on sight. Friends gave orders unhesitatingly. I'm making friends, aside from my regular duties."—Mary Pasciucco, Brooklyn, N.Y.

REPLACEMENT OR REFUND OF MONEY
Guaranteed by Good Housekeeping
IF NOT AS ADVERTISED THEREIN

HARRY DOEHLA CO., Studio W61,
Fitchburg, Mass. (or Palo Alto, Calif.)

Please rush—for FREE TRIAL—sample boxes on approval, money-making plan, extra profit cash bonus offer. Also send FREE Book of easy ways for *me* to make money.

NAME.....
(Please Print Clearly)

ADDRESS.....

CITY.....STATE.....

www.antiquepatternlibrary.org 2026.07

Creative Commons 4.0 NC SA BY FREE DISTRIBUTION ONLY - NOT FOR SALE

Geometric Two-Tone Scarf

Here is a pretty scarf or pillow top to match the vanity set given in the November issue. It is made with Daisy Mercerized Crochet Thread, size 10 in cream and ecru and a number 8 crochet hook. Each medallion measures about 4½ inches square and the finished piece without the fringe measures about 16 x 20½ inches. A filet border is added.

Abbreviations: Ch (chain); st (stitch); sl st (slip stitch); sk (skip); lps (loops); sp (space); sc (single crochet); hdc (half double crochet—thread over as for a dc, insert hook in st and pull lp through (3 lps on hook), thread over and pull through all lps on hook); dc (double crochet); tr (treble—thread over twice and work off 2 lps at a time); dtr (double treble—thread over 3 times and work off 2 lps at a time); tr tr (triple treble—thread over 4 times and work off 2 lps at a time); p (picot); rnd (round).

Medallion: In cream, ch 5, sl st in first st to form a ring.

Rnd 1: Ch 15 (count as a tr and ch 11), * sc in second st from hook, hdc, 2 dc, 2 tr, 4 dtr worked in each of next 9 sts on foundation ch, tr in ring, ch 11, repeat from * around. After the fourth petal is completed, join with sl st to 4th st of first ch 15.

Rnd 2: * Work 10 sc up to point of petal, ch 1, sc in same st as last sc, work sc down the other side of petal (10 sc in all); repeat from * around. Join with sl st to beginning, fasten and cut thread.

Rnd 3: Join ecru in 4th st from point of any petal, ch 9 (counts as a dc and ch 6), * sk 1 st of petal and dc in

Amazing, New! **LIQUID CREME SHAMPOO**

NOW *WASHES* CURLS OR WAVES

LOVELY, LASTING, NATURAL-LOOKING

RIGHT INTO YOUR HAIR



NO MORE STICKY WAVE LOTIONS.
NO MORE PERMANENTS.
NO MORE HAIR SETTING EVERY NIGHT.

WASH YOUR HAIR — SET IT THE CURL STAYS IN.

Utterly different from ordinary cream or liquid shampoos. New double rich Easy Curl LIQUID creme shampoo works up a rich lather, that thoroughly cleans, and this remarkable lather curls your hair and keeps it curled until your next shampoo.

SAFE, EASY TO CURL CHILDREN'S HAIR

Saves precious time. Set your hair just once after shampooing. To change your hair style merely dampen with water and set. Dyed or bleached hair too, takes lovely lasting curls with amazing Easy Curl LIQUID Creme Shampoo. Contains rich extracts of world famous AMOR SKIN. Special Conditioner in AMOR SKIN Easy Curl LIQUID Shampoo insures no dry or split ends. Used by thousands, to have beautiful, natural-looking curls or waves. Contains no harmful ingredients.

GIFT FOR YOU

The first two hundred women to mail in their order receive gratis, 50 PINCURL PINS.

Large Plastic Unbreakable Bottle

$1.00

no fed. tax

Enough for 15 Shampoos

SEND NO MONEY

To try Easy Curl LIQUID SHAMPOO send no money but mail your order today. On arrival pay postman $1.00 plus postage and C.O.D. charges. Or send cash, check or money order for $1.00 for each bottle and SAVE at least 45c postage and C.O.D. charges. Must give you curls or waves or return for full purchase price. Kindly print name clearly.

TOBE LABORATORIES DEPT. 125, FREEPORT, N.Y.

SPECIAL, MONEY MAKING AGENT'S OFFER INCLUDED WITH BOTTLE

www.antiquepatternlibrary.org 2026.07

Creative Commons 4.0 NC SA BY FREE DISTRIBUTION ONLY - NOT FOR SALE

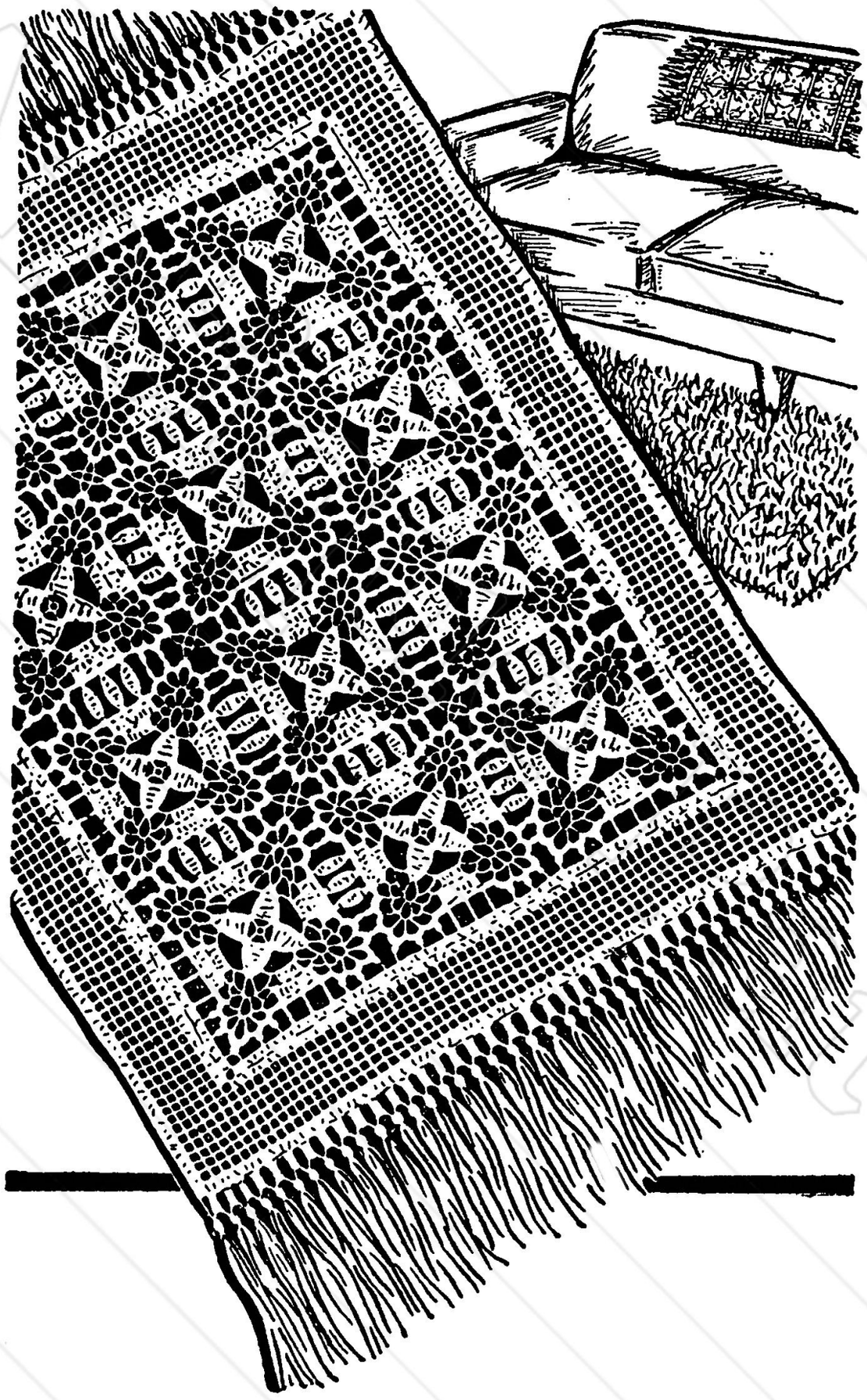

next st, ch 8, sk 1 st, dc in next st, ch 6, sk 1 st, dc in next st, ch 9, make a dc in 4th st from point of next petal, ch 6, repeat from * around. Join last ch 9 with sl st to third st of first ch 9.

Rnd 4: Sl st in first 3 sts, ch 1, sc in same place, * ch 3, sk 2 sts of next ch and make a dc in third st, ch 6, dc in next st, ch 8, sc in next st, ch 6, dc in next st, ch 3, sc at center of next ch lp, ch 4, sk first st of the ch 9 and make dc in each of next 7 sts, ch 4, sc at center of next ch lp; repeat from *. Instead of the last ch 4, make a ch 2 and dc in the sc at beginning of rnd.

Rnd 5: Ch 6 (counts as a dc and ch 3), * make a dc at center of next ch lp, ch 6, sk first 2 sts of next ch and dc in third st, (ch 6, dc in next st) 3 times, ch 6, dc at center of next ch lp, ch 3, sk first st of the ch-4 and dc in each of next 13 sts, ch 3; repeat from * around, ending rnd with a sl st in third ch of ch-6 first made. Join and fasten thread.

Rnd 6: Join cream where thread was just fastened off, * 3 sc over the ch 3, (4 sc, ch 5, 4 sc) over each of the next 2 ch lps, 4 sc over the third ch lp, ch 10, 4 sc in same lp, (4 sc, ch 5, 4 sc) over each of next 2 chs, 3 sc over ch 3, sc in each dc; repeat from * around.

Second Medallion: Follow instructions of first medallion for Rnds 1 through 5.

Rnd 6: Join cream where thread was just fastened off, 3 sc over the ch-3, * (4 sc, ch 2, sl st to corresponding p of previous medallion, ch 2, 4 sc) on each of the next 2 lps, (4 sc, ch 3, sl st to third st of previous ch-10, ch 7, 4 sc) on third lp, (4 sc, ch 2, sl st to corresponding p, ch 2, 4 sc) on each of next 2 lps, 3 sc on ch-3.

Connecting Leaves: (Ch 10 after 3 sc on ch-3, join to corresponding sc on previous medallion, 1 sc, 1 hdc, 2 dc, 3 tr, 2 dc in each st of ch-10, sc in last st at base of petal, sc in each of next 5 dc) twice, make 1 more leaf (3 leaves in all), 3 sc on ch-3. Repeat from * in rnd 6.

Make connecting leaves ONLY when joining to another medallion. On sides that are not being joined to another medallion, sc in each dc, ch 3 on ch-3.

Continue in this manner until scarf has four rows of 3 medallions each.

Edge: Join cream in corner p, ch 8 (counts as a dc and ch 5), dc in same



www.antiquepatternlibrary.org 2026.07

Creative Commons 4.0 NC SA BY FREE DISTRIBUTION ONLY - NOT FOR SALE

p, * ch 5, sc in next p, ch 5, dc in next p, ch 5, tr tr in sc above first dc, (ch 5, sk 5 sc, tr tr in next sc) twice, ch 5, dc in next p, ch 5, sc in next p, ch 5, dc in third st of ch-10 p, ch 4, dc in ch-10 p of next medallion; repeat from * until you reach the corner ch-10 p in which you have made 1 dc, now ch 5, dc in same p; repeat from * to next corner.

Continue around square in this manner, joining last ch-5 with sl st to third st of ch-8.

Rnd 2: Ch 3 (count as a dc), (3 dc, ch 4, 3 dc) in corner ch-5, * dc in each st to next corner, (3 dc, ch 4, 3 dc) in corner ch-5; repeat from * around square, joining last dc to top of ch-3.

Rnd 3: Ch 3, dc in each dc with (3 dc, ch 4, 3 dc) in each corner sp; cut and fasten thread.

Rnd 4: This row starts the filet squares. Join ecru in dc before ch-4, (ch 5, dc in center st of ch-4) twice, ch 2, dc in next dc, * (ch 2, sk 2 dc, dc in next dc) repeated to corner, (ch 2, dc, ch 5, dc) in center st of ch-4, ch 2, dc in next dc; repeat from * around; sl st last ch-2 to second st of ch-5.

Rnd 5: Ch 5, dc in dc, (ch 2, dc, ch 5, dc) in center st of ch-5, * (ch 2, dc in next dc) repeated to corner, (ch 2, dc, ch 5, dc) in center st of corner ch-5; repeat from * around; sl st last ch-2 to second st of ch-5.

Rnds 6 through 9: Sl st to dc before corner ch-5, (ch 5, dc, ch 5, dc) in center st of corner ch, * (ch 2, dc in next dc) repeated to corner, (ch 2, dc, ch 5, dc) in center st of corner ch; repeat from * around, joining last ch-2 to second st of ch-5. Cut and fasten thread. (There will be 69 sps on ends and 86 sps on sides in rnd 9).

Rnd 10: Join cream in ch-2 to left of corner, ch 1, * (2 sc in each ch-2, sc in dc) to corner, (4 sc, ch 1, 4 sc) on corner ch; repeat from * around scarf.

Rnd 11: Ch 1, * sc in each sc with ch 1 above each ch-1 of rnd 10. Cut and fasten thread.

Edge: Join cream on one end, ch 1, sc in each of next 3 sc, * ch 6, sk 2 sc, sc in each of next 3 sc; repeat from * across end.

Row 2: Ch 11, turn, 3 dc in ch-6, * ch 9, 3 dc in next ch-6; repeat from * across, ch 11, sl st to first sc of row 1. Cut and fasten thread.

Repeat edge on other end of scarf.

Tassel: 11 strands of cream each 9 inches long are needed for each tassel. Fold in half, bring middle of strands through ch-11 lp from back of scarf, pull ends of strands through middle and tighten. Trim ends evenly.

Make a tassel in each lp (both ch-9 and ch-11) on ends of scarf.

Stretch scarf and pin in a rectangle on a padded surface. Straighten fringe and let dry.



To make new customers, our giant assortment of 100 spools of quality thread is yours for only $1. All the colors of the rainbow, the shade in between and black and white, too! Fine thread in a thrilling assortment of cotton and rayon; popular numbers through 24 and 70 in DeLuxe Magic Match and Bobbin Windings for every kind of sewing from darning britches to stitching lingerie. Easy to match any fabric or color with our Magic Match generous 70 to 100-yard spools. A total of almost 10,000 yards of fine colorfast thread. Your own thread store right by your side. Rush your name and address for C.O.D. shipment of $1 plus postage or send $1.25 for postpaid shipment and we'll include 5 70-yard bobbins of No. 50 White Thread FREE.

THREAD WINDERS, BOX 95-W
BRIDGEPORT 1, CONN.

Satisfaction guaranteed or your money back and you can keep the 5 Bobbins for your trouble.

www.antiquepatternlibrary.org 2026.07

Creative Commons 4.0 NC SA BY FREE DISTRIBUTION ONLY - NOT FOR SALE

SPIEGEL

SINCE 1865

FREE TRIAL OFFER



Ends Feb. 15, 1951

Now You Can SAVE THIS $1.00

See for yourself—without sending a penny —that you can save many dollars when you shop by mail from the new 1951 Spiegel Catalog.

600 PAGES packed with vast selections of merchandise—

- women's fashions
- children's needs
- men's wear
- home furnishings
- hardware, farm and auto supplies

All dependable quality, priced low, with satisfaction guaranteed or your money back every time you order.

NEW CUSTOMERS usually pay $1 deposit for this Catalog, but now for this limited time you can save this $1!

SEE IT ON FREE TRIAL! Now, until Feb. 15, you can get this Catalog for 10 days' free trial by returning the coupon. After Feb. 15 the usual $1 deposit will be required.

If you order within 10 days the Catalog is yours to keep at no cost. If not, return it to us without obligation.

MAIL THIS COUPON NOW

Spiegel, Chicago 9, Ill. Please send me the Spiegel Catalog. I will look it over and order within 10 days, or return it.

Name_____
(PLEASE PRINT)

Route No._____ Box No._____
Give route & box number on rural route

Street Address_____
Post Office

(Town)_____ State_____ County_____
Please specify delivery unit number, if any.

(Note: If after 10 days' free trial, I am not ready to send an order, but still wish to keep the big catalog, I will send you a $1 deposit, in return for which you will mail me a $1 Certificate, good on any Spiegel mail order of $10 or more).

V-20-46

MAIL THIS COUPON NOW

www.antiquepatternlibrary.org 2026.07

Creative Commons 4.0 NC SA BY FREE DISTRIBUTION ONLY - NOT FOR SALE

Have You Heard About---

For additional information, prices and source of supply, about any of the items mentioned in this department, send a **penny post** card to Shopping Reporter, The WORKBASKET, 2401 Burlington, Kansas City 16, Mo. Please write a **separate card** concerning each item about which you desire information.

Loomette King



This new portable hand loom, available at most leading department stores, has the exclusive feature of a Magic Tension Control, which permits the use of yarns demanding different tension adjustments in the same article; thus, a table mat could be made with rayon yarn, metallic and linen threads all in one operation.

Novel Drawing Aid



Providing both recreation and valuable aid, Lin-O-Site enables one to sketch an accurate outline of any object. A wooden frame 8 x 9 x 1½ inches, contains a crystal clear plastic window. To the frame is attached a movable viewing arm which extends out in front of the window 8½ inches. Two peep sites in the arm permit seeing the object at different levels, and the swinging arm provides views from different angles. The object can be outlined on the plastic window with a special pencil, and when completed is traced to tracing paper. The original drawing can be easily removed from the window with soft tissue.

MAKE MONEY with Bostonian SHIRTS



TAKE orders for old, reliable line finest quality dress and sport shirts. All styles ...fabrics...colors...sizes. Sensational LOW PRICES. No experience needed. **FREE** Samples of actual fabrics and big Style Kit waiting for you! Send no money, but rush name NOW! **BOSTONIAN MFG. CO., 89 Bickford St., Dept. A 54, Boston 30, Mass.**

JUST OUT! NEW THRILLING SENSATION IN **EVERYDAY CARDS**

Lustre Foils • Satins • Brilliants

MAKE BIG MONEY

Amazing values bring you easy orders! Sell on sight. Earn extra dollars fast. Big line easy-selling $1 Assortments, Imprinted Foil Book Matches, Scented Stationery, Napkins, many Gifts. **FREE** Samples with name: two $1 Boxes on Approval. Write to—

JOY GREETINGS, Dept. F-24
507 N. Cardinal, St. Louis 3, Mo.

21 for $1 FREE IMPRINT SAMPLES

GOOD MONEY IN WEAVING

Earn money at home weaving rugs, carpets, etc. from old rags or new yarn—in your community! No experience necessary. 31,000 doing it with easy running Union Looms costing less than $60.00! Send for our free booklet today.

UNION LOOMS
75 POST ST. BOONVILLE, N. Y.

www.antiquepatternlibrary.org 2026.07

Creative Commons 4.0 NC SA BY FREE DISTRIBUTION ONLY - NOT FOR SALE

Self Sharpening Scissors



Marvel scissors are based on an entirely new principle which makes it possible to cut tin with them one minute and sheer silk the next because of an automatically adjusting screw that holds the self-honing blades together. These versatile scissors cut easily and accurately without catching or pulling material between the blades, and with greatly lessened finger strain.

Stand-A-Plate

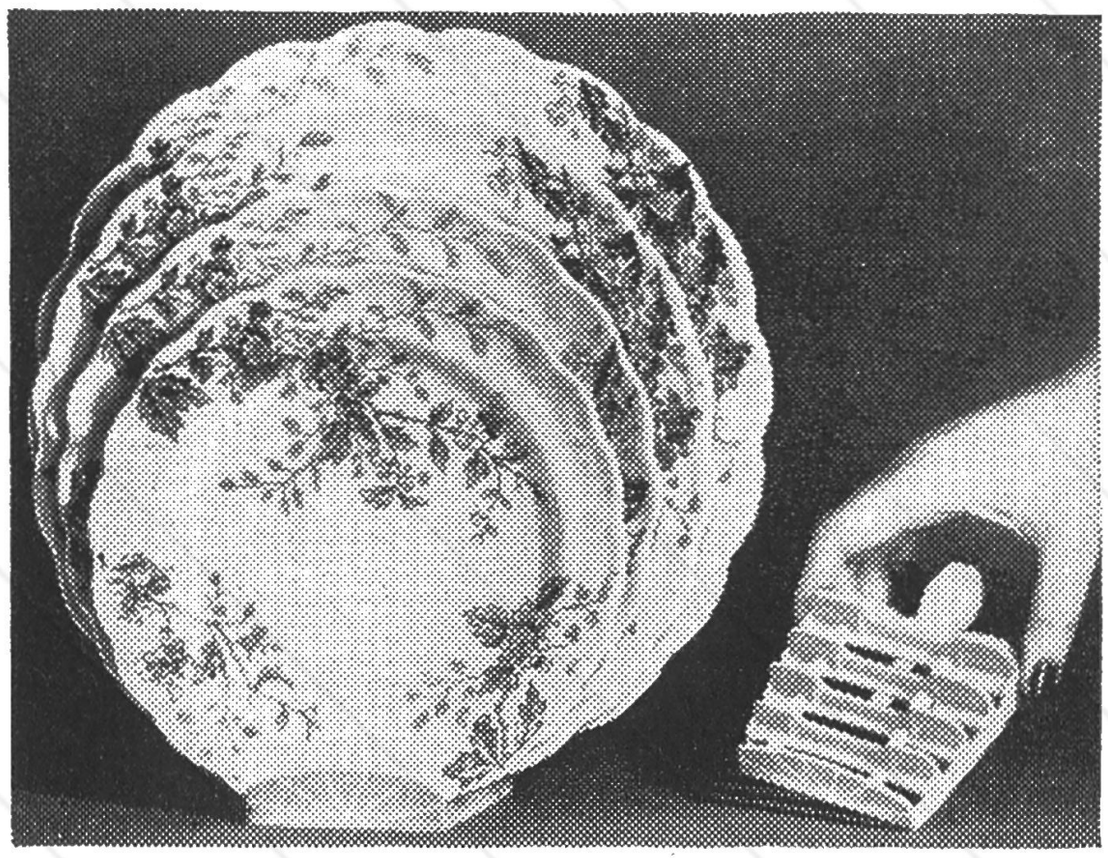

A plastic china holder features automatically locking prongs which firmly hold from one to four plates of graduating size in an attractive space-saving manner. It is available at leading dime, household and department stores. This economical item may be utilized in a group or for individual display on any flat surface without tacking.



NEW CHEMICAL MITT

Sensational! DRY Window Cleaner! Uses no water, no messy liquids. Chemically Treated. Simply glide over windows; leaves glass sparkling clear. No heating water, no heavy buckets to carry. No rags, powders, sponges, chamois. No mess or muss. No red chapped hands. Dust, dirt, grime, fog disappear like magic. Take orders from friends! Earn money.

SAMPLES FOR TRIAL Sample offer sent immediately to all who send name at once. A penny postal will do. SEND NO MONEY—just your name. **KRISTEE CO., Dept. 1658, Akron 8, Ohio**



Quick and easy to turn spare minutes into dollars by making exquisite artificial flowers. Amazing Flower Kits are profitable. You get all materials, easy A-B-C instructions plus a completed SAMPLE FLOWER—all for **$1 each** postpaid. **SEND NO MONEY.** Send name, address, and state kits desired. Pay postman only $1 per kit—2 kits for $1.79—or 5 assorted kits (including wood fibre carnation corsage, chenille angel, velour paper rose)—all 5 only $3.95—plus C.O.D. Satisfaction guaranteed or money back. Big catalog included. Send order today.

FLOWER MATERIALS CO., Dept. 1011
Largest Make-It-Yourself Supply Center
229 So. Wabash Ave., Chicago 4, Illinois

NEW SENSATIONAL CURLERS CURL AND WAVE HAIR

Takes only 5 minutes of your time

New **MAGIC HAIR CURLERS** have a **MAGIC RESERVOIR** inside—this holds curling solution. Nothing to do—just place them in your hair. Costs only 2 cents each time. Use without a permanent for curls lasting from shampoo to shampoo. Use after a permanent to reset. Keeps your permanent naturally curly for a year. Easy to use—fine for children.



TESTED AND APPROVED BY 1000 WOMEN

MAGIC CURLERS with the **MAGIC RESERVOIR** and curling solution are in a handy kit for home use. **FREE TRIAL** . . . Try it for 10 days. If not perfectly satisfied, return the kit and get your money back. Just send your name and address and your kit will come C.O.D. You pay only $1.98 plus a few cents postage. We pay postage if you send cash with order. The address is—

MAGIC CURLER CO., Dept. 105-B
8427 South Chicago Ave. Chicago 17, Ill.

www.antiquepatternlibrary.org 2026.07

Creative Commons 4.0 NC SA BY FREE DISTRIBUTION ONLY - NOT FOR SALE

Salt and Starch Artist

Mrs. Dorothy M. Herr

Two years ago Mrs. Doris Ruth of Lancaster, Pennsylvania, had little thought that she would ever become a salt and starch artist. In fact, she did not even know that a mixture of these two household items could produce a clay-like substance suitable for molding. Like many another she actually stumbled into what was to become her favorite home craft.

It came about in this fashion. Mrs. Ruth's little granddaughter wanted to start a collection of porcelain birds. After many hours of going from shop to shop trying to find the kind she wanted at a not too exorbitant price, Mrs. Ruth got home, weary and discouraged. While she was resting she looked through a magazine and became interested in an article which told of different things which could be made from a mixture of salt and starch. Then and there she decided to try her hand at this simple and easy way to make "clay" and to experiment with making birds.

NEW

LUSTROUS! COLORFUL!

YARNS FOR CROCHETING, KNITTING AND WEAVING



You have never seen such brilliant lustrous yarns as LUSTERSPUN and KENTUCKY ALL-PURPOSE. Both are made of 100% crimped rayon fibers in white, black and 17 shades of shimmering loveliness. Both are strong, washable and easy to work with. Needleworkers and weavers say that these yarns combine the best features of wool and cotton.

LUSTERSPUN, as thick as a pencil, has a firm body and is ideal for making rugs, crocheted, hooked or woven. ALL-PURPOSE is softer in texture and simply wonderful for sweaters, spreads, luncheon mats and most purposes where you have been using 4-ply worsted.

If you own a loom write for information regarding free membership in the Weavers Guild.

Economically priced at needlework counters and national syndicate stores.

Send 10 cents for Complete Instruction Book No. 107, Hooked and Crocheted Rugs, Table Mats, Pot Holders, etc., and samples of Lusterspun and All-purpose Yarns.

JANUARY & WOOD CO., INC. DEPT. W.B. MAYSVILLE, KENTUCKY

www.antiquepatternlibrary.org 2026.07

Creative Commons 4.0 NC SA BY FREE DISTRIBUTION ONLY - NOT FOR SALE

Mrs. Ruth's birds, she thought were most successful. Their shapes were very good (after a great many hours of trying), their colors were right; they were quite natural in their appearance. Her little granddaughter was delighted and so was she. Then one day she got a frantic call. Two of the birds were gone, she was told. What had happened to them? Mrs. Ruth wanted to know. She learned that the birds had been placed on the sill of an open window; the weather had been damp and the salt had absorbed water from the atmosphere causing the birds to crumble into an unlovely mass. This must not happen! There must be some way to stop a thing like this, Mrs. Ruth thought. She began to experiment and at last found that a coating of porcelain glaze, the same as is used for plaster figurines, would keep out the moisture.

In the year and a half since Mrs. Ruth first made the salt and starch birds for her granddaughter, her craft has become a profitable one and she has made 150 figurines, twelve of which have been angels. The first angels were created to go with a nativity scene which she made. More recent ones have been made to order. The very largest angel which she has made is thirty inches tall; others are twelve and thirteen inches tall. Today, however, flowers have become Mrs. Ruth's specialty. She has made 7,000 or more of them.

The floral assortment which Mrs. Ruth has to offer is quite large, since she makes roses, the open flowers and buds; daisies; orange blossoms; corn flowers; daffodils; tulips; forget-me-nots; iris; violets; buttercups; orchids; dogwood; pussywillows and forsythia.

Mrs. Ruth arranges her flowers in many types of containers. Some are in low bowls; some are in baskets of var-

OLSON

"RUG MAGIC"

SAVES YOU UP TO 1/2



THERE'S A LOVELY NEW RUG IN YOUR OLD RUGS and CLOTHING

IT'S ALL SO EASY! Free Catalog tells how to send your materials at our expense to the Olson Factory, where we sterilize, shred, merge and reclaim the valuable wool, etc., then bleach, card, spin, dye and weave into new, deep-textured,

TWO-SIDED BROADLOOM RUGS

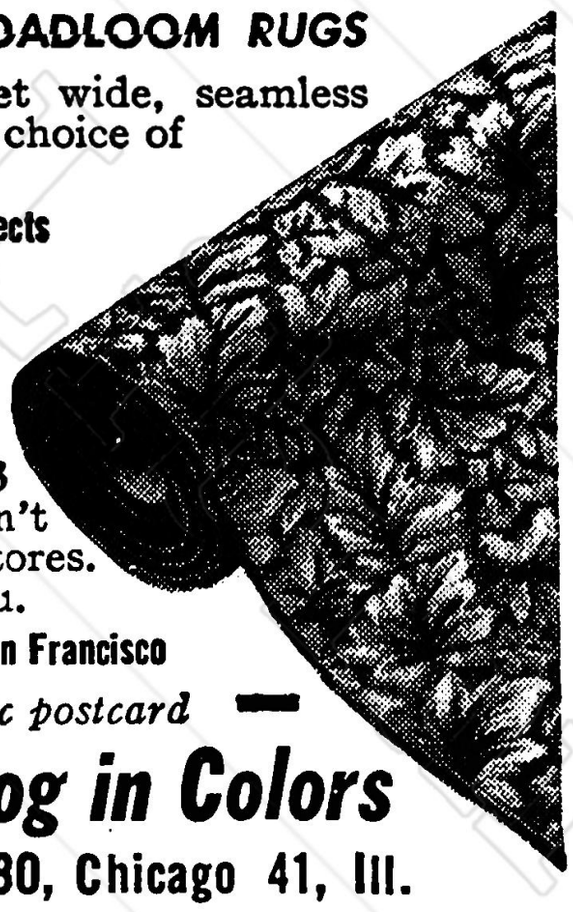

ANY SIZE up to 16 feet wide, seamless and any length, in your choice of 51 colors and patterns:

Solid Colors	Embossed Effects
18th Century	Tweed Blends
Early American	Floral, Leaf
Oriental Designs	Ovals

NEW RUGS IN A WEEK
Satisfaction guaranteed. 3 million customers. We don't have agents or sell thru stores. 76th Year. Factory-to-You.

Chicago New York San Francisco

Mail Coupon or 1c postcard

FREE Catalog in Colors

OLSON RUG CO., E-30, Chicago 41, Ill.
Mail Catalog of Rugs, Model Rooms *Free* to:

NAME.....

ADDRESS.....©ORC

TOWN.....STATE.....

Pleased with Olson Rugs

"I just had to write and tell you how very well pleased I am with the new rug. For a rug of that size (12x22 ft.) the service was exceptionally quick and the rug is beautiful."—*Mrs. M. S., Edston, Pa.*

"I have never had a rug I liked so well."—*Mrs. E. R., Denver, Colorado.*

www.antiquepatternlibrary.org 2026.07

Creative Commons 4.0 NC SA BY FREE DISTRIBUTION ONLY - NOT FOR SALE

ious sizes; some are in long narrow containers; while others are in vases of different sizes. But no matter what the shape or size of the container, it, like the flowers it holds, is made of salt and starch. The sizes of these containers vary, depending on the flowers they are to hold and the use to which they are to be put. For window sills the containers are long and narrow. Long stemmed roses are put in tall vases, while short stemmed ones look lovely in low containers. Medium height baskets and bowls are generally purchased for sick rooms, while the very small basket is very popular for party favors. Mrs. Ruth says her best sellers are bowls of flowers. Perhaps this is because most flowers look best in that type of container.

The prices of these natural-looking salt and starch floral creations are not what one would expect. Of course, they vary with the kind of flower and its container; some flowers are more tedious to make than others. Beginning at $1.25, for the small party favor baskets holding dainty little flowers, the prices range to $3.50 for a basket of beautiful real-looking mixed flowers. Twelve-inch angels sell for $2.00 each. These cost only 15 cents for materials. The cost of making the flowers too is very small, just a few cents.

No implements are necessary to make these lovely flowers. Nor are any molds employed; all the work is done by hand. Mrs. Ruth says: "You have to have enough creative ability to go ahead after you have your materials together." These materials are not at all hard to get. All that is needed are two parts of salt and one part of starch; flower wire or medical applicator sticks for stems; artist's oils; enamel; porcelain glaze and a cup of water for dip-



The different types of containers Mrs. Ruth uses for roses, include those shown here. The flowers as well as the containers were molded from a salt and starch mixture.

www.antiquepatternlibrary.org 2026.07

Creative Commons 4.0 NC SA BY FREE DISTRIBUTION ONLY - NOT FOR SALE



Mrs. Ruth is shown making a rose bud. A cup of water, a damp cloth and an applicator stick are at her right. On her left are some flowers she has just made.

ping the fingers in to keep the starch from sticking to them.

The first step is to get the salt and starch mixture ready to work with. To do this, moisten the two parts of salt and heat until it gives a little spurt at the bottom of the pan, indicating that it is about ready to begin to boil. It must be good and hot! Then mix the one part of starch with water until it is the consistency of thick cream. Now pour this into the hot salt, mix thoroughly. Place mixture on a damp towel and knead until pliable; it will not lose its pliability if it is always kept wrapped in a damp towel when not in use. Mrs. Ruth says she has kept it as long as a month in this fashion and it was in good workable condition. She has never had any trouble with it getting sour either. When she first started, she kept it in the refrigerator but found that this was not necessary. The damp towel is the important thing. Only if exposed will the mixture stiffen.

The next step is molding the "clay" into flowers or whatever is desired.

(Continued on Page 22)



I'M VERY DEAF BUT I HEAR

Everything with My ZENITH® "MINIATURE" HEARING AID

Don't let deafness kill the joys of living. Let a Zenith home trial prove you, too, can even hear a whisper. Here's Zenith's amazing guarantee—if any $200.00 hearing aid, IN YOUR OPINION, outperforms Zenith's single-unit "Miniature" Hearing Aid in efficiency or economy, your *money back*—(under our 10-Day Return Privilege)—AND—YOU ARE THE SOLE JUDGE. Only $75.00 complete, ready to wear—AND—NO HEARING AID NEED SELL FOR MORE THAN $75 IN OUR CONSIDERED OPINION. No Receiver Button in the Ear—Device available if hearing loss permits. For authorized Zenith Hearing Aid Dealer in your locality, consult your classified telephone book; or write us for complete coast-to-coast dealer list. Free descriptive literature on request.

Makers of World Famous Zenith Radio, FM and Television Sets

Zenith Radio Corporation
Hearing Aid Division—Dept. 1421
5801 Dickens Ave., Chicago 39, Ill.

Please send me free, details and complete descriptive literature (including time payment plan) and list of local dealers I may contact on the $75 Zenith "Miniature."

Name.....

Address.....

City.....*Zone*.....*State*.....

www.antiquepatternlibrary.org 2026.07

Creative Commons 4.0 NC SA BY FREE DISTRIBUTION ONLY - NOT FOR SALE

Violet Doily

Here is the second basic doily shown in the background of the December cover, this time with an edging of violets. Made with American Thread Company "Gem" Crochet Cotton, size 30, it will measure about 12 or 13 inches in diameter. Use a size 12 crochet hook. You will need approximately one 350 yard ball of white, about 250 yards each of green and shaded lavender, and a few yards of yellow for the centers. Star Embroidery Cotton could be used for colors if desired.

Abbreviations: Ch (chain); sl st (slip stitch); tr (treble—thread over twice); dc (double crochet); st (stitch); rnd (round); sc (sincle crochet); lp (loop); inc (increase—work 2 sts in one st); sk (skip); sp (space); dec (decrease—work 2 sts off as one); cluster st—work st (tr or dc) stated number of times, holding last lp of each st on hook, thread over and pull through all lps on hook; dtr (double treble—thread over 3 times); tr tr (triple treble—thread over 4 times).



www.antiquepatternlibrary.org 2026.07

Creative Commons 4.0 NC SA BY FREE DISTRIBUTION ONLY - NOT FOR SALE

Rnd 1: With white ch 12, join with sl st to orm a ring, ch 4, work a 3 tr cluster st in ring, * ch 6, 4 dc cluster in ring, ch 6, 4 tr cluster in ring; repeat from * twice, ch 6, dc cluster st in ring, ch 2, tr in tip of ch-4 (this brings thread in position for next rnd).

Rnd 2: 3 sc over same tr, * ch 7, 3 sc in next lp; repeat from * around ending rnd with ch 3, dc in tr.

Rnd 3: * Ch 9, sc in next lp, repeat from * around; join at base of first ch.

Rnd 4: * Over next lp, work 3 sc, (ch 3, 3 sc) 3 times; repeat from * around; join to first sc.

Rnd 5: * Ch 5, sk 1 ch-3 lp, (3 tr cluster, ch 5) twice, 3 tr cluster—all in next ch-3 lp, ch 5, sk 5 sc, sc in sp between next 2 sc; repeat from * around ending rnd with dtr in joining instead of ch-5 after last cluster st.

Rnd 6: Ch 4, * tr in next cluster st, (ch 7, sc in next lp) twice, ch 7, tr in next cluster st; repeat from * 6 times, tr in next cluster st, (ch 7, sc in next lp) twice, ch 3, tr in tip of ch-4.

Rnd 7: Ch 3, sc over same tr, * ch 9, (sc, ch 3, sc) in center st of next lp; repeat from * around ending rnd with ch 4, tr tr in tr.

Rnds 8 and 9: Ch 3, sc over same st, * ch 9, (sc, ch 3, sc) in center st of next ch-9 lp; repeat from * around ending rnd with ch 4, tr tr in tr tr.

Rnd 10: * Ch 10, sc in next ch-9 lp; repeat from * around ending rnd with sl st in tr tr.

Rnd 11: Same as rnd 4.

Rnd 12: Sl st to first ch 3, ch 4, a 2 tr cluster st in same sp, * ch 10, sk 1 ch-3 lp, a 3 tr cluster in each of the next two ch-3 lps with ch 1 between; repeat from * around ending rnd with ch 10, 3 tr cluster in last

We'll Send These 2 Boxes of Lovely Greeting Cards TO ALL WHO WANT EXTRA MONEY



All over America folks know and prefer nationally advertised Wallace Brown Greeting Cards . . . and now *you* can make all the extra money you need showing the samples we send you and taking orders from friends, neighbors, co-workers. You don't need any experience to make $50, $100, or more for yourself or your organization with these high quality cards that cost so little in carefully planned box assortments.

Fun and Profit Every Day with Wallace Brown

Yes, it's so easy to take orders once folks see your gorgeous assortments costing as little as $1.00. You also take orders for biggest value in Gift Wrappings, Gold 'n Roses Scented Personal Notes, Lovely Stationery, Imported Napkins, and other fast-selling items.

SEND NO MONEY!

Just paste this coupon on a postcard and mail it today... Get the famous "Feature" All-Occasion Ass't PLUS the novel Barrel-of-Fun Ass't ... *both assortments entirely on approval!*

WALLACE BROWN, INC.,
225 FIFTH AVENUE
Dept. R-164, NEW YORK 10, N. Y.

WALLACE BROWN, Inc., Dept. R-164
225 Fifth Avenue, New York 10, N.Y.

I would like to make extra money. Please send me ON APPROVAL two sample boxes: the new All-Occasion "FEATURE" Assortment and the novel Barrel-of-Fun Assortment.

*NAME*_____

*ADDRESS*_____

*CITY*_____ *STATE*_____

www.antiquepatternlibrary.org 2026.07

Creative Commons 4.0 NC SA BY FREE DISTRIBUTION ONLY - NOT FOR SALE

ch 3 lp, ch 1, join in first cluster st.

Rnd 13: Ch 4, 2 tr cluster in same sp, * ch 6, (sc, ch 3, sc) in center st of ch-10 lp, ch 6, a 3 tr cluster st in ch 1 between next 2 cluster sts; repeat from * around in same manner ending rnd with ch 3, tr in first cluster st.

Rnds 14 and 15: Work like 8th rnd ending rnd with ch 4, tr tr in tr.

Rnd 16: * Ch 8, sc in next lp; repeat from * around ending rnd with ch 4, dtr in base of first ch-8.

Rnd 17: * Ch 9, sc in next lp; repeat from * around ending rnd with sl st at base of first ch-9. Cut thread.

Violet: With yellow, ch 6, join with sl st to form a ring.

Row 1: Ch 1 and work 10 sc in ring, join, cut thread.

Row 2: Join shaded lavender, * 2 sc in each of the next 2 sc of first row, ch 1 to turn all rows.

Row 3: 1 sc in each sc.

Row 4: Inc 1 sc at beginning and end of row (6 sc).

Row 5: 1 sc in each sc.

Row 6: Dec 1 sc at beginning of row, ch 1, turn.

Row 7: Dec 1 sc at beginning of row, ch 2, turn.

Row 8: 1 dc in each of the next 3 sc leaving last lp of each dc on hook, thread over and pull through all lps at one time, ch 3, sl st in base of same row, sl st in each row down side of petal, repeat from * in row 2 until there are 5 petals, join in base of first petal, cut thread.

Work second violet in same manner joining tip of one petal to tip of any petal of first violet.

To Join: Ch 2, sl st in tip of previous violet, ch 2, sl st in same sp on violet being made. Continue to join in this manner leaving one petal free at lower edge and two petals free at top between joinings. Work 18 violets in all. Join last violet to first one made to form a circle.

Join green in lp, * 4 sc on ch-9 lp, ch 1, sc in single free petal of flower, ch 1, 4 sc on same lp of center, 3 sc on next lp, ch 5, sc in 7th row of same single petal, ch 1, sk 1 st on ch, sc in each of next 4 sts, 3 sc over same lp, ch 7, sc in 7th row of next (joined) petal of same flower, ch 1, sk 1 st on ch, sc in each of next 6 sts, 3 sc on lp, 3 sc over next lp, ch 7, sc in 7th row of joined petal of next flower, ch 1, sk 1 ch st, sc in each of next 6 sts, 3 sc on lp, ch 5, sc in 7th row of single free petal of same flower, ch 1, sk 1 ch st, sc in next 4 sts, 3 sc on lp; repeat from * around until all flowers are joined. Cut thread after last 3 sc.

NOW $AVE! Make Your Own RHINESTONE JEWELRY! EASY AT HOME



FOR PROFITS..GIFTS ..BIG SAVINGS

Gorgeous, radiant, diamond bright imported rose rhinestones, emblazoned around a circle of soft-toned simulated pearls make up this newest fashion in jewelry. Beautiful **Snowflake** design Pin of **24 Karat gold** plate, with matching earrings goes with any costume. So easy to make—at tremendous savings. Easily sell hundreds to friends at big profit. Complete Kit with jewel cement and simple instructions. **ONLY $1.69**

Complete Pin and Earring Kit $1.69

ONLY 1

Completed in minutes... Sells for $6.50 in stores.

MAKE BIG MONEY

1st Order Tells How...

CATALOG: Hundreds of designs and items to make **Shell**, Rhinestone, Pearl, Sequin, and Bead jewelry and novelties at wholesale prices.....**20c** (Stamps accepted). **Sent free, with first order.**

SEND NO MONEY

Mail name and address. State all designs wanted. On arrival pay postman plus C. O. D. postage. You must be satisfied or money back. Save! Send cash—we pay postage.



SCATTER PINS
(Retail Value $3.50 each)
Cockatoo Kit..75¢
Lizard Kit....75¢
Frog Kit.....80¢
Jewel Cement 10¢

SPECIAL GIANT KIT: Snowflake Pin and Earrings; Plus three Scatter Pins shown, jewel cement, Instr. & Cat. Makes $17 worth of Jewelry. **ONLY $3.79**

HOUSE OF HOBBIES, Dept. 29A, Box 790, Evanston, Ill.

www.antiquepatternlibrary.org 2026.07

Creative Commons 4.0 NC SA BY FREE DISTRIBUTION ONLY - NOT FOR SALE

Men's Loafer Socks

What could be nicer for the men in your family than a pair of knitted loafer socks? The design is worked in duplicate stitch of a contrasting color. The ribbed cuff makes this sock fit exceptionally well around the ankle. You may use lounge or loafer soles that can be purchased in various sizes, or crochet different size soles from the directions given below. Two balls of knitting worsted in desired color and a small amount of contrast for the design is sufficient to make a pair. Directions are given for small, those in parentheses —medium, large and extra large sizes. Use size 2 knitting needles and a number 2 bone crochet hook.

To make duplicate stitch—this type of embroidery stitch is worked over stockinette stitch and gives the effect of knitted-in designs. Use a large blunt needle with a fairly large eye, thread with contrasting yarn and from wrong



Easy to CROCHET New—Different

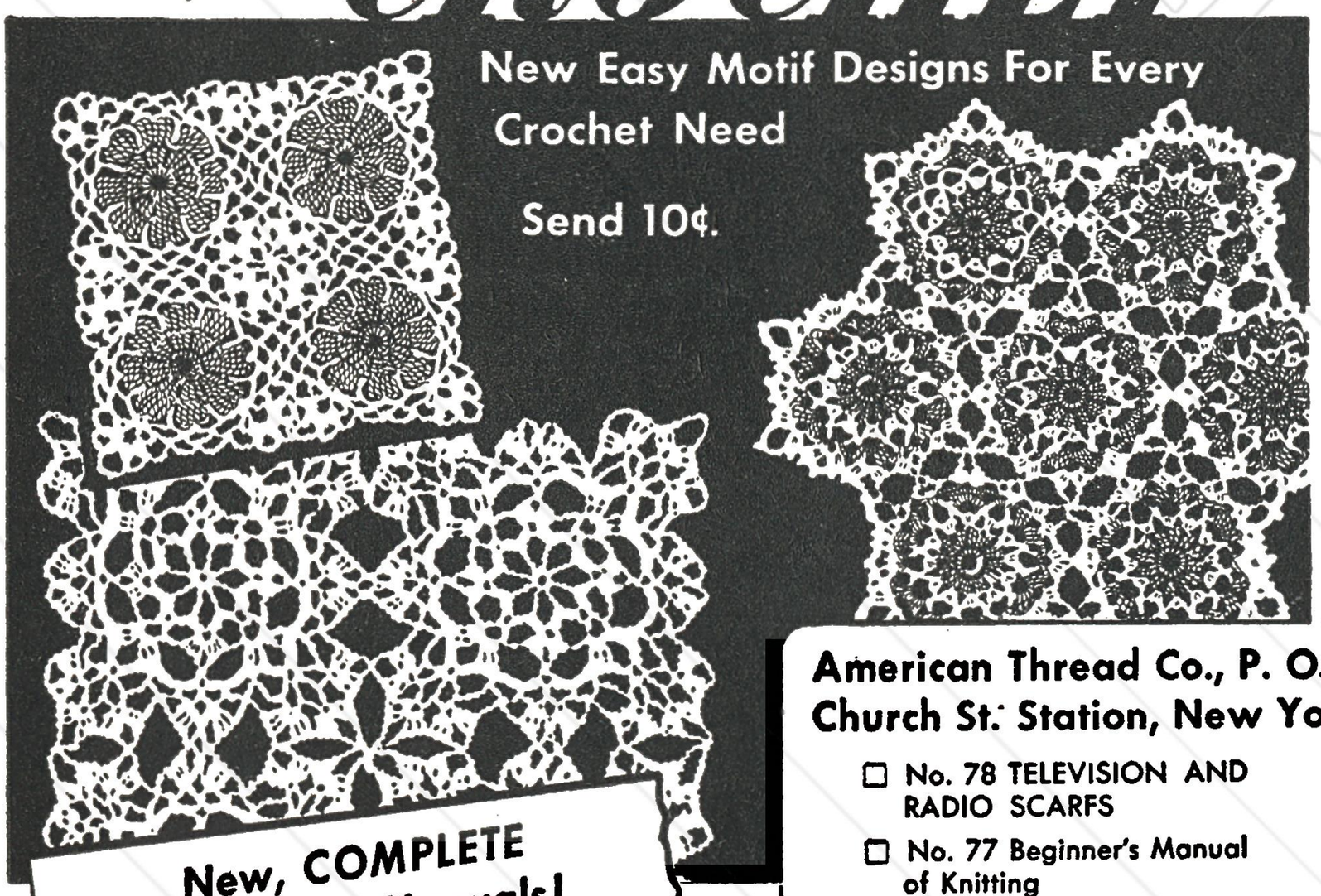

MOTIFS with STAR BOOK 78, Television and Radio Scarfs

Tablecloths • Bedspreads
Vanity Sets • Chair Backs
Handkerchief and Pillowcase Insertions
Doilies • Other Motifs

Available At Your Art Needlework Counter or Send Coupon

American Thread Co., P. O. Box 917
Church St. Station, New York 8, N. Y. Dept. W-1

- ☐ No. 78 TELEVISION AND RADIO SCARFS
- ☐ No. 77 Beginner's Manual of Knitting
- ☐ No. 76 Beginner's Manual of Crochet
- ☐ No. 75 Nylon Book
- ☐ No. 74 Fair and Bazaar Suggestions
- ☐ No. 73 Beautiful Rugs
- ☐ No. 72 Your Baby Book
- ☐ No. 71 Doily Bouquet

Name _____
Street _____
City _____ Zone _____ State _____
Enclosed _____ (10¢ each. No stamps please.)

www.antiquepatternlibrary.org 2026.07

Creative Commons 4.0 NC SA BY FREE DISTRIBUTION ONLY - NOT FOR SALE

side, bring needle to right side through center of the stitch. Follow the outline of the knit stitch, draw yarn across the back of the 2 strands of this stitch, bring needle back to the center of same stitch and draw yarn through. When forming the next stitch, bring needle through center of stitch just completed.

Abbreviations: K (knit); p (purl); inc (increase); dec (decrease); sts (stitches); ch (chain); sc (single crochet); hdc (half double crochet—thread over as for dc, insert hook in st and pull lp through (3 lps on hook), thread over and pull through all lps on hook); dc (double crochet); lps (loops); sl st (slip stitch); sk (skip).

Gauge—7 sts equal one inch.
8 rows equal one inch.

Cast on 64 (68, 72, 72) sts, k 2, p 2 for 7½ inches. On last rnd inc evenly around to 70 sts (70, 80, 80).

Bind off 20 sts, k across, turn, bind off 19 sts, k 31.

Turn and work back and forth in stockinette on center 31 sts until piece measures 6½ (7, 7½, 8¼) inches from ribbing or bound-off sts.

Shape Toe: Dec 1 st each end of needle every other row until 14 sts remain. Bind off. In contrasting color, begin duplicate stitch back 1½ inches from toe, follow chart for design.

Finishing: With right side of leather sole facing you and starting at center back, * work 1 sc in hole, ch 1, repeat from * around sole. Sew up center back seam. Work 1 row of sc around foot and heel of sock. Sew sock to sole, matching center back. If using the crocheted sole, simply sew up back seam of sock and sew to sole, matching center back.

Crocheted Soles: In basic color make a tight ch 2 inches shorter than length of foot, 3 dc in 4th st from hook (shell made), dc in each of next 2 sts, hdc in 3 sts, sc in 1/3 of remaining sts, hdc in 4 sts, dc in each st to 4th st from end, 2 dc in next st, 1 hdc in next, 5 sc in end st. On other side of ch, make 1 hdc in next st, 2 dc in next st, dc in same number of sts as on other side, hdc in 4 sts, 1 sc in each st to 7th st from end, hdc in each



RIBBONS

For Hair Bows and Accessories; to glamorize Dresses, Hats, Lingerie; to decorate Lampshades, Gift Packages and so many other uses. Riot of colors. Gorgeous variety, Satins, Moires, Plaids, Gift-tie, etc. All new, 1 to 5-yd. lengths, ¼" to 3" wide.

70 yds. $1
200 yds. $2
400 yds. $3

On 10 to 50-yd. Rolls. Satins, Moires, Grosgrains, ¼" to 3" wide.

600 yds. $5

Assorted widths, colors and types. ALSO INCLUDED, large illustrated book "How to Wrap Beautiful Gift Packages."

25 - 10c Hanks (100 yds.) $1

Ten assorted colors. 9 feet on each card. Slight irregulars of ½" rayon binding sold in stores for 10c a card.

30 cards $1

Exquisite variety of top quality Lace, Eyelet Embroidery, and Trimmings. 2-yd. lengths, ½" to 2" wide. Guaranteed $3 value or your money back.

20 yds. $1

Sent Postpaid or C.O.D. Plus Postage. Money back if not delighted.

BARGAIN BOXES
DE LUXE ASSORTMENT
GIFT-TIE
SEAM BINDING
Lace
MAKE UP YOUR ORDER TODAY

WOTRING COMPANY
Dept. 175 Catasauqua, Pa.

BIG MONEY
ASSEMBLE
METALLIC
LAPEL PINS



Amazing Big Profits at home. Fascinating hobby. Assemble Original Love Birds made from jewel-toned sequin strips. Easy directions — No skill required — weave 10-12 pins per hour — sell for $2.50 or more. SPECIAL INTRODUCTORY KIT includes one ASSEMBLED LOVE BIRD, directions, supplies and pre-cut material for SIX ADDITIONAL LOVE BIRDS. Sell these for $15 profit. Send only $1. MONEY BACK GUARANTEE. Order now for fast easy profits. Write for FREE CATALOG.

$1.00

MASON'S, Great Neck 20, N. Y.

www.antiquepatternlibrary.org 2026.07

Creative Commons 4.0 NC SA BY FREE DISTRIBUTION ONLY - NOT FOR SALE

of next 3 sts, dc in each of next 2 sts, 3 dc in next st (at base of shell on other side), sl st in top of first 3-ch.

Row 2: In both lps, (2 sc in next st) 3 times, make 1 sc in each st around



Chart for Duplicate Stitch

with 3 inc around toe, with 2 sc between incs. (To inc, make 2 sts in one st). Make 2 inc at end of row.

Row 3: Make an inc in next (center end) st, sc in each of next 2 sc, an inc in next st, 1 sc in each st halfway along side, then make hdc around to same st on opposite side, putting 5 incs around toe with 1 hdc between incs. Then make sc to end of heel with 1 inc on side and 1 inc at center end.

Row 4: (Sc in 2 sc, 2 sc in next st) twice, work sc around with 5 incs around toe, making 2 sc between incs. Make 2 incs on side of heel.

Row 5: One sl st in each st around,



Duplicate Stitch

join and fasten off. Make a second sole in contrasting color. Sew together back to back through 1 lp of each sc on back, using a strand of color.

Heel Lift: In basic color, ch 7, sk last st, (1 sc, 2 hdc and 2 dc) on ch, 7 dc in end st, (2 dc, 2 hdc and 1 sc) on other side of ch. Ch 1, turn, sc in each of next 6 sts, (2 sc in next st) 5 times, sc in each of next 6 sc. Ch 1, turn, 9 sc, 2 sc in next st, (1 st in next, 2 sc in next) twice, 8 sc. Ch 1, turn, 6 sc, 2 sc in next st, (sc in 2 sc, 2 sc in next st) 4 times, 6 sc. Make 8 sc across end, then 1 sl st in each st around curve to opposite corner; fasten off. Make a second lift. Sew together back to back through 1 lp of each sc on back. Then sew lift on heel end of sole. Steam and press dry through a cloth.

PROFITABLE HOBBIES



Let us show you how extremely easy it is to make beautiful and useful things out of **LIQUID PLASTICS** and **CERAMICS . . . as easy as pouring water out of a glass!** Make novelties, gifts, artware, toys, jewelry, ceramics . . . **a million useful things** that will open a new field of fascinating pleasure or remarkable profits right at home! We supply everything, **MATERIALS, INSTRUCTIONS and LISTS OF BUYERS.** We have started thousands of people in successful home occupations . . . why not you? Send 25c today for catalog listing 400 casting materials, molds and accessories for plastics and ceramics. An attractive casting (to show you what you can do) and Instruction Book (shown above) will be included **FREE** with catalog only. Write today . . . **this may be the lucky coin that will start the most fascinating and profitable phase of your life!**

PLASTICAST COMPANY (Dept. M)
P.O. Box 987 **Palo Alto, Calif.**

www.antiquepatternlibrary.org 2026.07

Creative Commons 4.0 NC SA BY FREE DISTRIBUTION ONLY - NOT FOR SALE

(*Continued from Page* 15)

Don't be discouraged; keep trying for what you want. Mrs. Ruth says, "You grow into it as you go along and you are sure to learn by doing." Don't attempt the too difficult at first. A daisy is one of the easiest things to begin with. The round center is not at all hard to make nor are the petals. Mrs. Ruth says that her first birds were very crude but she kept on trying to improve them. With the "clay" in both your hands you work with it to get what you want as a child does with modeling clay.

After your flowers are made they must be allowed to dry. Something small, like roses or any flower of like size, requires twenty-four hours drying time, if the weather is clear; if it is humid, it is advisable to allow two days drying time.

Because much time is taken up in the drying process Mrs. Ruth makes great quantities of flowers and leaf sprays at one time. By doing this she can always have some to paint while others are drying and therefore does not lose any time. As soon as the pieces are thoroughly dried they are painted with the porcelain glaze. After the glaze is dry (it dries in less than an hour) the pieces are painted with a mixture of artist's oils and enamel.

The high vase and large container are more difficult to make than the smaller ones. The reason for this is that they must be built up, a little at a time. Mrs. Ruth starts out by making a small cup. This will be the bottom of the container. To get just the shape she wants she sometimes lays a good sized piece of flattened "clay" over the bottom and side of a tea-cup or bowl.



It is difficult to believe that these twelve and eighteen inch angels are made of common, ordinary salt and starch—but it's true.

www.antiquepatternlibrary.org 2026.07

Creative Commons 4.0 NC SA BY FREE DISTRIBUTION ONLY - NOT FOR SALE

When this base has been shaped and allowed to dry very thoroughly, she adds another portion to the vase or container and allows that to dry. This process is continued until the vase is the desired height. Then it is ready for the glaze and paint. This building-up process applies to all figures, angels and others.

Her first salt and starch sale was made after Mrs. Ruth had taken a basket of her flowers to a sick friend in the hospital. Since then a great many of her flower baskets have been bought to cheer sickrooms. They are not any trouble like real flowers and so keep the nurses as well as the patients happy. Hospital patients can take them home and enjoy them indefinitely. But local hospitals and parties are not the only places where these flowers are enjoyed; they have been sent to almost every state to gladden someone. So what started out to make a little child happy has turned into a craft activity producing a welcome profit.



Demonstration Kit FREE to YOU with Actual Sample RUN-PROOF STOCKING

You'll be amazed to see how easy it is to make a lot of money in your spare time introducing sensational **RUN-PROOF DUPONT NYLON HOSIERY.** That's why we'll send you this elaborate presentation with an actual sample stocking ABSOLUTELY FREE! Just imagine the welcome you'll get from friends, neighbors, and everyone else in your community when you say to them, "Here are nylons absolutely guaranteed NOT TO RUN." You'll find a big demand everywhere for these beautiful, sheer run-proof stockings that cost so little to buy, and wear so much longer than ordinary hosiery. Customers save many dollars on their yearly hosiery bills. Taking orders for these stockings direct from our big hosiery mills will turn out to be the most enjoyable way to earn extra money you ever found! You make a fine profit on every order and get your money in advance. You don't need even one minute of experience to turn your spare time into dollars of cash — MONEY TO HELP PAY THE COST OF LIVING . . . TO PUT IN THE BANK . . . and to pay for the many things you would like to have.

SEND NO MONEY

. . . Get this fine big Demonstration Kit FREE with actual sample stocking by mailing coupon today.

REPLACEMENT OR REFUND OF MONEY ★ Guaranteed by Good Housekeeping IF NOT AS ADVERTISED THEREIN

FREE KIT—*Contains Everything*

Just mail this coupon, and see the big Demonstration Kit we'll send you FREE to get you started fast on the way to fine earnings! This Kit contains actual sample stocking and demonstrators for our complete line of famous Yours-Truly Hosiery in all weights and sizes, guaranteed as advertised in Good Housekeeping Magazine. Send no money! But rush coupon!

AMERICAN HOSIERY MILLS
DEPT. M-26 • INDIANAPOLIS 7, IND.

AMERICAN HOSIERY MILLS, Dept. M-26
INDIANAPOLIS 7, IND.

Send me ABSOLUTELY FREE the big Demonstration Kit with actual sample RUN-PROOF NYLON STOCKING, so I can start making extra money at once. I am not obligated in any way.

*Name*_____

*Address*_____

*City & State*_____ *Hose Size*_____

www.antiquepatternlibrary.org 2026.07

Creative Commons 4.0 NC SA BY FREE DISTRIBUTION ONLY - NOT FOR SALE



Women Who Make Cents

The WORKBASKET will pay $2 for each short article accepted for this department. Material should concern specific women who have found ways to add to the family income. Address all contributions to Women Who Make Cents, The WORKBASKET, 2401 Burlington, Kansas City 16, Mo. No contributions to this department will be returned.

Baby Bonnets From Handkerchiefs



For several years I have made pretty bonnets for babies from dainty linen handkerchiefs. At first I made them only as gifts for friends, but I find that they sell readily at $1.25. They are simply made and don't take much time; when baby no longer needs the bonnet, a few stitches can be undone to turn it into a handkerchief again. A tiny lace edge often comes on hankies, or can be added inexpensively and easily, or your favorite edge can be added with silk or tatting thread.

Fold the handkerchief through the middle and lay it flat, the long hemmed edges toward you and the fold at the top; bring folded edge down, from each upper corner to center of open edge, making a triangle. With tiny stitches and white thread, sew from each outer corner to within two inches of point or center of handkerchief; bend upper point down about ¾ inch and pin; pin again about 1¼ inches down along center folds.

Place a small bow at point of bent-down tip. Fold corners back from center front; along line of stitches; place a bow at second pin and attach ties at each lower corner and make a one-inch box pleat at center back.

If you have no preferred edge, here is an easy one: single crochet (sc) into every other stitch of a hemstitched edge, chain 2, skip 1 sc, make 7 double crochet stitches in next sc, skip 1 sc, sc into next stitch; repeat around and fasten thread.

Carrie L. Crowell

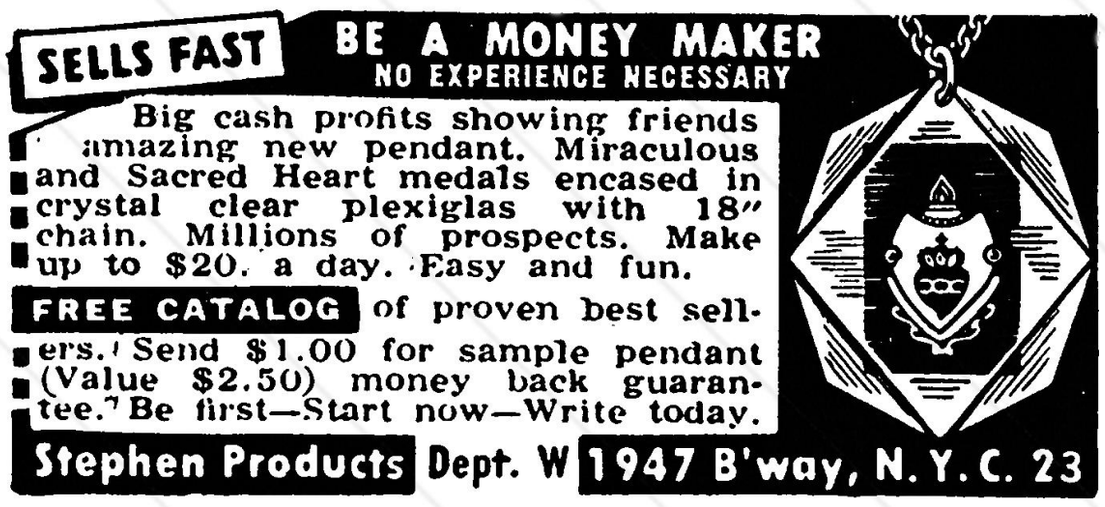

www.antiquepatternlibrary.org 2026.07

Creative Commons 4.0 NC SA BY FREE DISTRIBUTION ONLY - NOT FOR SALE

Draw String Bags



For years I have sold my needlework. My most popular number this year has been draw string bags. I make them of different colored materials and linen. I cross stitch a design on them. As you know, strings for draw string bags are always a problem. I solved this by using Venetian Blind cord and plastic tips. This cord is only 5 cents a yard and comes in every color. It will wear well and will wash too. I have been able to sell all I can make. I put a ruffle around the bags, bordered with rick-rack. They are really quite attractive and most convenient for this all washes well.

Mrs. Mary Kerr

Embroidering Pictures



With plenty of time on my hands in the winter, a few years ago, I started to embroider pictures. It really is painting in thread and is a very profitable job. I make all the Christmas and wedding gifts for my friends and family. One of my pictures of two horses won me a prize at a local store. I make up my own patterns from all kinds of transfers, mostly animals. I could sell them at a large store here, but I am kept busy by my friends, keeping their orders filled. I charge $4.50 for a 14 by 17 inch picture with a frame and $2.50 for a smaller one. Sometimes I get $6 for one, depending on the frame I use. Thread is cheap and single stitches take very little. I use muslin for the cloth and use the cheapest frames I can get, or they can be finished off with bias binding around the edges, which costs me even less.

Margaret Andrews

Bottle Cap Door Mats



I had a lot of old bottle caps and my children collected them also. I got some nice flat boards and nailed them together. Then I took the caps and nailed each one upside down on the boards in straight lines so that they formed a square. When my children and my husband come in from the fields and outside they rub their shoes on the bottoms of the caps to scrape off the dirt. When my friends saw it they thought it was a good idea. They all wanted me to make them some. I get a dollar for each mat.

Mrs. Eleanore Mazonkey

CASH TODAY-THE FANMOUR WAY

YOU can make plenty of extra cash showing FANMOUR'S 1951 Everyday Cards, Easter, Personalized Stationery, Children's Items and Novel Gifts that "sell on sight" up to 100% profit.

WRITE TODAY SAMPLES ON APPROVAL and receive FREE package of colorful Gift Cards, samples of Personalized Stationery and Illustrated CATALOG. Be first—Start now.

SPECIAL FUND RAISING PLAN FOR ORGANIZATIONS

FANMOUR Corp. Dept. J-12 **200 FIFTH AVE., N. Y. 10, N. Y.**





Saves Costly Redecorating

AMAZING INVENTION. Banishes old-style housecleaning mess and muss. No rags—no sticky "dough"—no red, swollen hands. No more dangerous stepladders. Literally erases dirt **like magic** from Wallpaper, Painted Walls, Ceilings, Window Shades. *Take orders from friends! Earn money!* Act now!

SAMPLES FOR TRIAL Sample offer sent immediately to all who send name at once. A penny postal will do. SEND NO MONEY—*just your name.* **KRISTEE CO.,** Dept. 1657, Akron 8, Ohio

www.antiquepatternlibrary.org 2026.07

Creative Commons 4.0 NC SA BY FREE DISTRIBUTION ONLY - NOT FOR SALE

Aunt Ellen's CLUB NOTES

What Clubs Are Doing

Getting the New Year off to a good start, one of our middlewest Aunt Ellen Clubs began, last January, a home craft program which brought the members a full year of enjoyment through creative activity. They met on Thursday evening of each third week, taking turns acting as hostess in their own homes. A wide variety of materials were used, and they experimented with one handcraft after another, usually having very satisfying results. They began with several meetings devoted to textile painting, then went on to shellcraft, rug braiding and hooking, seed paintings, metalcraft and huckweaving, with an occasional meeting devoted to miscellaneous projects, such as the time they made eight dozen pipe-cleaner figures for use on place cards at a forthcoming P.T.A. supper, and another when they all concentrated on decorating a float (the prize-winner) to be entered in a contest at a local festival. Their New Year's plans are to continue their activities, taking up more of the things which hold so much pleasure for them.

A study of the care and technique of using the sewing machine absorbed the interest of an Aunt Ellen Club who felt sewing to be an essential and enjoyable activity. They invited the sewing instructor of the local Sewing Machine Shop to come in and give them practical suggestions on the proper care of their machines. They had demonstrations on the use of attachments and other sewing machine skills, such as buttonhole making and darning. The women, though many of them had been sewing for years, all admitted they had profited greatly from this lesson.

With the New Year, another small but ambitious group intends to put into effect the plans which they have long had for starting a day nursery. Several of their members are exceptionally capable in handling children, and one has a home and yard ideal for the purpose. The eight members will share expenses and responsibility. Working mothers in the community are already expressing great enthusiasm over the idea.

The neighborly and friendly activity of another club is to start at the beginning of the year a "traveling basket" among the members. The basket contains a notebook and a bank. A member places something good to eat in the basket, and takes it to her neighbor. This woman in turn enjoys the treat, places her contribution in the notebook, replaces the treat with a favorite concoction of her own, refers to the

(Continued on Page 28)

It's **easy** to earn extra money. All you need is a little spare time and samples of PHILLIPS Everyday Greeting Cards to show your friends! Beautiful designs, smart new ideas, big values produce orders fast!



I HAVE $50.00 FOR YOU!

Just sell 100 gorgeous 21-Card Assortments. Make up to 50c per box on quick $1 sales! Also show Gift Wraps, Novelties, Humorous, Children's Books, Address Book, many more fast selling items including Gift Items. No experience needed. FREE Booklet shows you how! *Extra Profit Bonus Plan!* Coupon brings everything you need to start earning at once. Clubs, organizations—quick way to raise money. Send no money.

MAIL COUPON!

PHILLIPS CARD CO.
28 Hunt St., Newton, Mass.
Rush FREE Booklet and Assortment on approval.

*Name*_____

*Address*_____

*City*_____ *Zone*_____ *State*_____

www.antiquepatternlibrary.org 2026.07

Creative Commons 4.0 NC SA BY FREE DISTRIBUTION ONLY - NOT FOR SALE

GOOD "MAIL ORDER" BUYS *for* WORKBASKET readers



A. HANDKERCHIEF-SHEER BATISTE. Shadow stripe organdy yoke and embroidered organdy band across front and on Peter Pan collar. With real imported French Val lace. White only. Sizes 32 to 38. **$2.99**



B. ETCHED NYLON blouse. NYLON crepe with lovely damassee pattern, backed by sheer NYLON Scalloped bateau neckline, brief scalloped sleeves. Washes, dries in a jiffy. White and pink. Sizes 32 to 38 **$3.99**

B2 also 40, 42, 44 $4.99



C. Long sleeve CLASSIC SHIRT in PEBBLE RAYON CREPE with French cuffs, long spear collar, flange shoulders. White only. Sizes 32 to 38. **$1.99**

C2 Also available in COTTON BROADCLOTH. White, pink, blue, maize. $1.99

SATISFACTION GUARANTEED OR MONEY REFUNDED

Millers Dept. 260
505 – 8th Ave., New York 18.

Please send me the following: Add 21¢ for postage and handling on each item.

	SIZE	COLOR
A $2.99		
B $3.99		
B2 $4.99		
C $1.99		
C2 $1.99		

☐ Fashion & Gift Book: Enclose 10¢ coin or stamps to cover postage and handling.

NAME_____

ADDRESS_____

CITY_____ ZONE____ STATE_____

☐ Money Order ☐ Check ☐ C. O. D.

www.antiquepatternlibrary.org 2026.07

Creative Commons 4.0 NC SA BY FREE DISTRIBUTION ONLY - NOT FOR SALE

EMBROIDERY ART NEEDLE



Make perfect embroidery with wonderful, new Art Needle. Adjustable holder and four special needles for work as dainty as baby things to making hooked rugs. Makes the finest embroidery on silks, linens, curtains, bedspreads, etc.

MAKE HOOK RUGS

Quicker, easier, simpler than any other way. Yarn, chenille, rag strips feed through the needle and loops are quickly and uniformly made

No sewing. Makes beautiful hand hooked rugs, foot stool covers, chair seats, pillow tops, etc.

NEEDLEWORKERS DELIGHT

Complete, easy directions with each set. Make wonderful gifts—things to sell. **SEND NO MONEY.** Mail name and address. On arrival pay postman $1.00 plus C. O. D. postage. **SAVE** — Send cash with order and we pay postage. If not delighted, return for your $1.00 back. **Guaranteed.**

Free Pattern With Order

BOND-CRAFT, Box 644, Dept. 1911 Kansas City 10, Mo.

(*Continued from Page 26*)

notebook to find someone who has not yet had the basket, and then takes it on its way.

Roll Call Suggestions

1. Name of the material that you have found most satisfactory in making rugs.
2. Name an ornamental shrub that adds beauty to the home.
3. One of the best flowers for the garden.

SCRAPBOOKS

Pauline Moody

As the evenings begin to get longer, why not think about making scrapbooks? You may have been keeping clippings and pictures for a long time but just never did get around to sorting and pasting. Or you may wish to start from scratch and prepare, not a general scrapbook, but one about a certain subject.

Then there is the possibility that in your family is a precious old scrapbook which needs a bit of repairing. For instance, you may have in your possession one made by your mother or grandmother—who was a little girl in the 80's and 90's— when merchants distributed trade cards. In spite of the fact that these advertised such ordinary things as shoes and corsets, oil stoves and sewing machines, the cards themselves were always attractive. Arranging a display of scrapbooks made from them would be an interesting club activity and along with this type of book other old scrapbooks in your community would surely come to light.

For that matter, displaying modern scrapbooks would be a worth-while project, too, since there are so many different kinds. It is an excellent idea to make them with only a few pages and put clippings and pictures about one subject in a book. If you wish to get to work right away, here are a few suggestions.

For baby, you will want a scrapbook of cloth—dark linen, cambric or denim. Pictures show up better on dark cloth and dark pages do not soil so quickly as light ones. With a cardboard pattern, cut six or eight sheets twice as wide as the finished book is to be. Make a line down the exact center of each sheet; pile the sheets carefully one above another; and stitch through the center line on the machine. Use pinking shears on the edges. If you wish a cover, use oilcloth for it. Choose simple, clear pictures, preferably of children, animals, or familiar things about the house, and put just one picture on a page. Small children, beyond the baby stage, enjoy nature scrapbooks made from seed catalogs.

As children get old enough to be excited about holidays, for their enjoyment at home and for supplementary work in school, paste or mount facts, stories, and pictures pertaining to national holidays in a scrapbook. Added to from year to year, this kind of book is invaluable, not only for school but also for church and club use. One mother is collecting material about Christmas customs around the world for such a book.

www.antiquepatternlibrary.org 2026.07

Creative Commons 4.0 NC SA BY FREE DISTRIBUTION ONLY - NOT FOR SALE

For books like that and others which are to be more or less permanent, probably you will buy scrapbooks. They are obtainable in all sizes—a newspaper recently carried an advertisement of loose-leaf books that take full size newspaper pages! However, you can make heavy paper scrapbooks from the directions already given, or according to more involved directions available at your public library.

While loose-leaf books, home-made or purchased, are not particularly durable, material can be added to them or taken out far more easily than in the case of a bound book unless you use the small gummed corners and mount, not paste, clippings, pictures, and what have you. Scotch tape also makes fine mounting corners.

Teen-agers have a variety of interests and may keep several scrapbooks going. They are likely to welcome your assistance in gathering material for such personal items as books, budgets, careers, clothing, entertaining, hobbies, inspiration, moving pictures, personality, and sports.

A high school girl has a marvelous scrapbook devoted entirely to Princess Elizabeth. Another has a scrapbook in which she has stored music, art, and theater news and notices since grade school days. Boys in the household are usually occupied with vocational notebooks.

And now for homemakers. Are there scrapbooks for them? There certainly are. While a newspaper clipping at hand is headed "Start Scrapbook, Decorator Tells Group of Women," readers of The WORKBASKET will think first of something in which to collect needlework patterns, directions and household hints. One lady copied directions for a beautiful shawl, shown in The WORKBASKET sometime ago, into a scrapbook reserved for pictures and patterns of heirloom pieces.

The picture of a peacock went into another scrapbook dealing with handwork. For days a lady had searched at the library but no picture available there suited her purpose. Then the librarian came across with the very thing in a daily paper and mailed it.

A style guide is a useful gadget. When you find a clever idea you are confident you can adapt to your own needs, force yourself to do something about it then and there. Draw a sketch in your style guide, or enter a notation in the guide of where you found the idea so that you will remember to refer to it again. You can do some experimenting in color combinations in a style book, just as you can in a decorator's scrapbook.

You may not be very enthusiastic right now about a garden notebook. Yet soon new ideas for decorating Thanksgiving tables and Christmas doorways, mantles, etc., will be shown. If you get some of them into your garden scrapbook you will have no trouble in locating them in the holiday rush. And a few will be worth keeping for the next year. Then, there are indoor gardens to think about. Before you realize it, the winter is well over and you are dreaming about your garden path.

Inspirational scrapbooks, like joke books, are for people of all ages. And many married people will prize anniversary books. In mind is one an amateur photographer made for his

(Continued on Page 31)

New Easy Way Gives You
HOT WATER
Saves Time, Work, Money



Amazing New Portable Pocket-Size Electric Water Heater gives hot water . . . where and when you need it! Place in water and plug in! No fire to build. No hot water to carry. For bathing, washing clothes, dishes, etc. Saves time, work AND money! AC or DC. Just follow SIMPLE DIRECTIONS. Order NOW!

NOW ONLY $1.98

FREE of extra charge. For prompt action you will receive a 3-way G. E. socket at no extra charge: Plug in heater and have light burning at same time!

SEND NO MONEY just name and address. Pay postman only $1.98 plus C.O.D. postage. Satisfaction or return in 10 days for money back:

NU-WAY CORP., Dept. HA1614, Grand Rapids 2, Mich.

www.antiquepatternlibrary.org 2026.07

Creative Commons 4.0 NC SA BY FREE DISTRIBUTION ONLY - NOT FOR SALE

LARGE BUST

Complete Line of "Yuth-Bust" Bra Designs to fit and flatter your individual figure type

Secret Inside Control Gives you a More Alluring Youthful Bustline INSTANTLY



WOMEN
Sizes:
34 to 52

COLORS:
NUDE
WHITE
BLACK

Style No. 101 Longline Built-up Shoulder $2.98

Style No. 202 Adjustable Shoulder Strap Bra $2.98.



Style No. 303 Bandeau Adjustable Strap Bra $2.75.



Style No. 404 Bandeau Built-up Shoulder Bra $2.75.

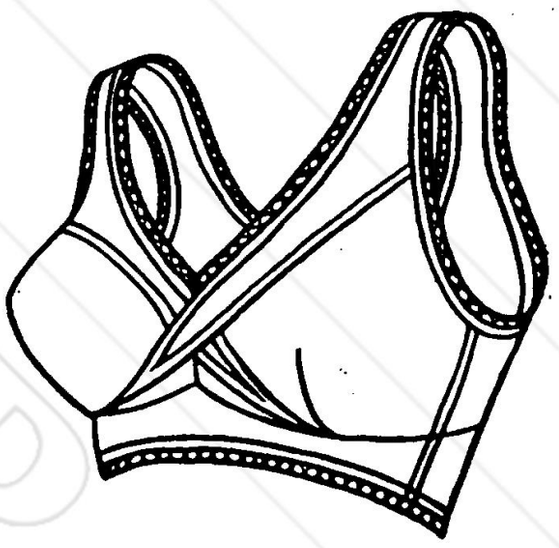

Self-Conscious about over-sized spread out, sagging busts? Does your bustline make you look years older than you are? Both Longline and Bandeau styles of "Yuth-Bust" Bras have an exclusive patent pend. feature. Gives busts a bewitching separation. Style No. 101 and No. 202 Longline (pictured) also have SPECIAL V-CONTROL FEATURE of midriff support to help FLATTEN BULGING STOMACH; also girdle attachment hooks.

One of Our Many Satisfied Customers Below Says: *I've always had expensive bras made to order. But I could never get the satisfactory fit, style and attractive bustline for my full bust that your "Yuth-Bust" bra now gives me.*
—Mrs. B. Hauft, Norwalk, Conn.



BEFORE Mrs. Hauft wore the "Yuth-Bust" Bra, she looked tired, older, matronly and heavier because of her large, spread out bust.



AFTER she wore "Yuth-Bust" Bra, her glamorous bustline permitted her to wear youthful, smart style clothes and go places with her husband.

SEND NO MONEY

Look Slimmer and Years Younger

Light and comfortable—yet firm! Built-up shoulder straps of bra fabric. Simple adjustments. Excellent durable fabric—easy to wash.

SECRET INSIDE CONTROL helps correct your individual bust problem!

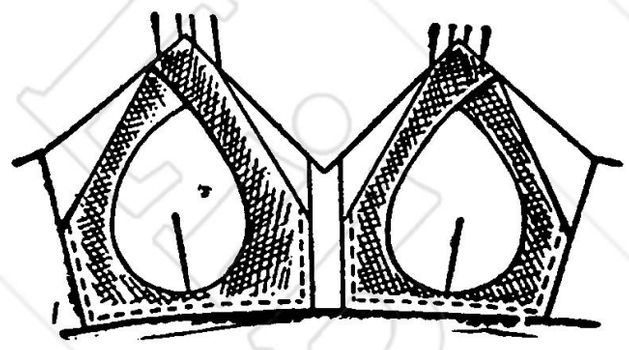

Illustrated are some of the large bust types who can be helped.

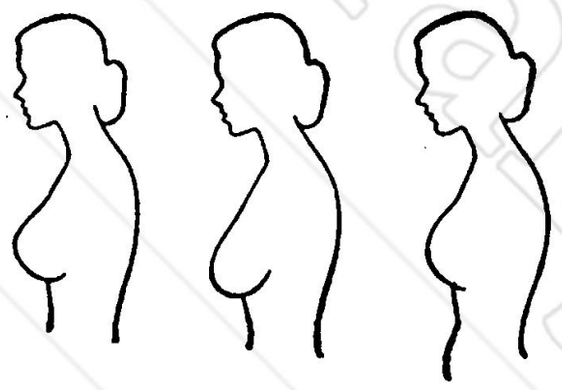

Special patent pend. bust molding feature on inside of all styles lifts, supports and cups large busts into the smaller youth alluring shape you want, whether they are extra large, spread out or sagging.

FREE 10 DAY TRIAL COUPON!

TESTED SALES, Dept. CL-13B1A
296 Broadway, New York City

Rush to me my "YUTH-BUST" BRA in plain wrapper in style, size and color checked below. I will pay postman on delivery price plus postage. If not delighted in 10 days, I will return merchandise for my money back.

Style	Size	Color	How Many
No. 101 $2.98			
No. 404 $2.75			
No. 202 $2.98			
No. 303 $2.75			

NAME_____

ADDRESS_____

City, Zone, State_____

☐ Check here if you wish to save postage by enclosing price with coupon. Same money back guarantee.

www.antiquepatternlibrary.org 2026.07

Creative Commons 4.0 NC SA BY FREE DISTRIBUTION ONLY - NOT FOR SALE

(Continued From Page 29)

brother's silver wedding anniversary and another he designed for their parents' fifty-eighth anniversary. Both books are treasures worth handing down.

Some years ago a hospital patient, at the suggestion of her nurse, began collecting inspirational poems and quotations. The patient had suffered many months, was despondent and bitter, and up to then had shown little physical improvement. However, as she spent a while each day with those encouraging thoughts, she began to improve and in a surprisingly short time was out of the hospital. Through the years this scrapbook, now expanded to the bursting point, has become one of her most cherished possessions. And she has shared it with innumerable people. Selections have been copied into booklets for ill friends and for those who have lost loved ones; cheery greetings to include with gifts have been taken from it; men and women in need of spiritual guidance have turned to it; and times without number excerpts have been used most effectively in informal talks. After all, inspired thoughts are "flashes of communication between God and man" and carry their own power with them.

Recreation Hour

A Penny For Your Thoughts—Provide all players with pencil and paper and tell them to put on their thinking caps. A series of about ten words is then read, with a fifteen or twenty second pause after each word. During that pause the players are to write a thought related to the word just read. The list might include television, baby-sitting, dreams, gardening, vacations, or knitting. When the list is completed have players read their "thoughts" and vote to decide who is the most sensible "thinker." Award a penny to the winner.

Calendar Museum — Arrange twelve small displays, one to represent each month of the year. You can use your own imagination in selecting objects for them—a snowball for January, cherry stones for February, green ribbon for March, etc. Unrelated objects may also be mixed in to make it less obvious. Time the contestants, and give the one who correctly identifies the months in the shortest length of time a calendar as a prize.

Wills—Players are seated in a circle, and each is given pencil and paper; at the top she writes the name of some unwanted object or undesirable attribute. After folding the paper down to cover what she has written, she passes it to the person at her left. Upon the paper just received, she writes the name of the person to whom she would like to make her bequest. It can be anyone, present or not. With this folded down and passed on, the next paper is used for the reason for giving the object away. Scrambled wills are the result, with a double chin being left to President Truman because it sags at the hemline, or a dying potted begonia for Mrs. Jordan because it crows so early in the morning!



REAL FLOWERS IN JEWELRY

This delightful necklace and earring set was made by embedding Real Queen Anne's Lace flowers in Castolite, a new liquid casting plastic. The star-like sparkling beauty of the natural flowers make this a truly exquisite and different jewelry set. Superb as a personal adornment or a gorgeous, yet inexpensive, gift. EASY to make Flower-Jewelry pieces like these at home. Follow simple instructions. Use handy home tools. New FREE folder "Liquid Magic" gives complete information. Write today.

The Castolite Co., Dept. TA-35, Woodstock, Ill.

www.antiquepatternlibrary.org 2026.07

Creative Commons 4.0 NC SA BY FREE DISTRIBUTION ONLY - NOT FOR SALE



NEW WAY TO
MAKE MONEY
FOR YOURSELF OR ORGANIZATION

No experience needed to sell exciting value 21 for $1 Greeting Card assortments for Everyday and Birthday. Religious, Comic, Easter, Valentines, Mother's Day, Children's Cards. Scented Stationery. Unusual, Inexpensive Gifts—Imported Napkins, Ladies' Rain Sandals, Tote-Brushes, Telephone Pencils, Thread Caddies, Hurricane Lamps, Gift Wrappings. Amazing profits. Special Easy Plan helps you get started. You take no risk. Send no money. Write Today for Samples on Approval and money-making details.

OVER 100 ITEMS
EVERYDAY CARDS
EASTER CARDS
VALENTINES
STATIONERY
WRAPPINGS
NOVELTIES

Hedenkamp & Co., Inc.
361 BROADWAY, Dept. WB-6, NEW YORK 13, N. Y.



Easy as A-B-C



Be Your Own MUSIC Teacher
LEARN AT HOME THIS QUICK MONEY-SAVING WAY. Simple as A-B-C. Your lessons consist of real selections, instead of tiresome exercises. You read real notes—no "numbers" or trick music. Some of our 850,000 students are band LEADERS. Everything is in print and pictures. First you are told what to do. Then a picture shows you how. Soon you are playing your favorite popular songs. Mail card for our illustrated 36 page Free Book and Print and Picture Sample. Mention your favorite instrument.
U. S. SCHOOL OF MUSIC, 2401 Brunswick Bldg., New York 10, N. Y.
53rd Successful Year.
FREE BOOKLET

Old Watches Made NEW!



NEW CASE, NEW Crown, NEW Dial, NEW Crystal and NEW Hands plus NEW Matching Expansion Bracelet! Each Watch Cleaned, Repaired and Timed by Expert Watch Makers.

ONLY $9.95 Complete

FULL YEAR GUARANTEE—FREE Insurance Policy, Shock-Proof Mailing Case and Style Chart. Just send name and address. No cost or obligation. Write TODAY!

THE WATCHMAN, INC. Dept. 29A
5 S. Wabash Ave. Chicago 3, Illinois

Meet The "Apron-Lady"

Helen Buckley

Ten years ago, on a bright, crisp autumn day, an energetic woman took six of her hand-made aprons into a gift shop in Norwell, Massachusetts. Because of her unusual and original designs and bright colors, the proprietor immediately agreed to put them on sale. Those six aprons sold like hot cakes. The energetic little lady was Mrs. Annett Loring. Before she had thanked the proprietor and turned to leave his shop, he asked her if she would like to work for him and make aprons from the materials in his store. Of course she would—she would love it and begin at once! So Mrs. Loring began making aprons and more aprons. As fast as they were sold, she made more.

Out-of-state visitors, as soon as they returned home, sent for aprons for themselves and for their friends. It was not long before Mrs. Loring became known as the "Apron Lady" and she, as well as her aprons, became popular. Now they are known over the entire country. There are specialty shops carrying the Loring apron in California, in Kennebunk Port, Maine, and Quincy, Massachusetts.

Since that memorable day back in October, 1940, Mrs. Loring has made over 10,000 aprons and keeps right on sewing. She loves to sew, so she sews on and plans to keep at it with no particular goals in mind as to the number she can create and make in a certain time. Mrs. Loring lives in Hingman, Massachusetts, not far from Boston. All her life, sewing has been one of her favorite pursuits. Much of her beautiful handicraft has been sold by the local sewing circle at its annual sale for the

(Continued on Page 56)

www.antiquepatternlibrary.org 2026.07

Creative Commons 4.0 NC SA BY FREE DISTRIBUTION ONLY - NOT FOR SALE

Aunt Ellen's NEEDLEWORK AND NOVELTY GIFTS



$1 SET Limit 2 Sets

15 PIECE GIFT-MAKER

Look at this terrific buy! Bigger gift items such as chair sets, unusual party place mats, vanity set and "His" and "Hers" panholders. All stamped on fine White Needlework Cotton for the loveliest embroidery work. A delightful gift-making set to make wonderful wanted gifts. Use the convenient order form below or your regular catalog order blank.

36W 1197—Fifteen Piece Gift-Maker Set.....$1.00



$1.47 LIMIT 2 Pr.

EXTRA

PILLOW CASES WITH MATCHING SETS

Delightful cross stitch embroidery designs, exclusive with Aunt Ellen Studios, stamped on 42x36-inch firm-weave, high count, snow-white cotton sheeting for long and luxurious wear. A perfect gift item when matched with the lovely 5-piece companion sets to complete the set. What could be nicer than a pair of cases with 2 scarfs and 3-piece vanity? Stamped for embroidery.

(A) 14W 0407—42x36" Sheeting .....Pr., $1.47
15W 0512—Matching 5-Piece Set.....Ea., $1.00
(B) 14W 0409—42x36" Sheeting .....Pr., $1.47
15W 0513—Matching 5-Piece Set.....Ea., $1.00

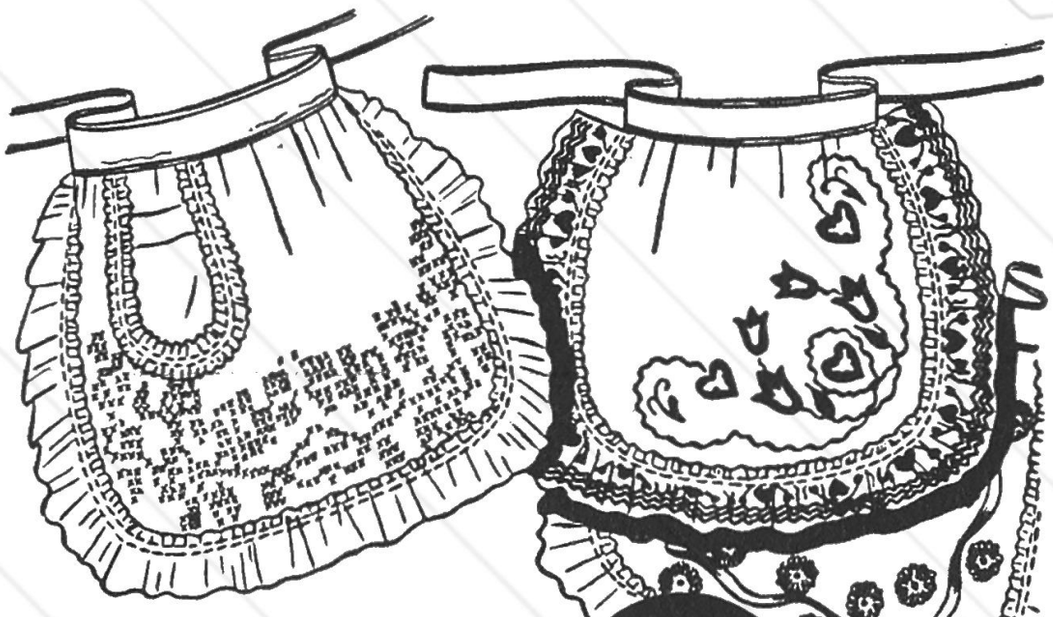

THREE PLASTIC PARTY APRONS

$1.98 SET

Hand Painted

The most delightful gift notion you've ever had. A wonderful trio of plastic aprons, already sewn and hand-printed with these exquisite designs, at a "believe-it-or-not" low price.

35W 1054—Three Plastic Apron Set.....Only, $1.98



$1 PAIR

TINY FLAT IRON SALT AND PEPPERS

35W 1047
Now it's here! The gift you've wanted.
Only $1.00



POWDER DOLLS

35W 1050
Clever plastic dolls with yarn kit for boy or girl.
Kit ..... Ea. $1.00



ORCHID CORSAGE

35W 1027
Pin this on for dramatic wear. Easy to make.
Kit $1.00



STORK EMBROIDERY SCISSORS

1.98

35W 1093
A fine embroidery scissors made by Clauss.
Each $1.98



37¢

CHAIR SET

27W 876
Now it's at a new low price. A chair set gift.
Stamped 37c



THREE PANHOLDERS

5W 121
See these clever Smiling Flower Face Panholders.
Kit 45c

FOUND 12 DELIGHTFULLY NOVEL TREASURE CHEST GIFTS

MODERN HANDCRAFT, INC., Dept. 734
2401 BURLINGTON, KANSAS CITY 16, MO.

☐ **PAYMENT ENCLOSED** (Add 30c Postage and Handling)
☐ **SEND C.O.D.** ($1.00 Deposit Enclosed)

PLEASE SEND ITEMS CHECKED

	36W 1197	$1.00
	14W 0407	$1.47
	15W 0512	$1.00
	14W 0409	$1.47
	15W 0513	$1.00
	35W 1054	$1.98

	35W 1047	$1.00
	35W 1050	$1.00
	35W 1027	$1.00
	35W 1093	$1.98
	27W 876	37c
	5W 121	45c

NAME_____
PLEASE PRINT
ADDRESS_____
CITY_____ STATE_____

SATISFACTION GUARANTEED

MODERN HANDCRAFT INC.
DEPT. 734 KANSAS CITY 16, MO.

www.antiquepatternlibrary.org 2026.07

Creative Commons 4.0 NC SA BY FREE DISTRIBUTION ONLY - NOT FOR SALE

Bed Doll with Pajama Pouch

Here is a pretty little lady to help keep a girl's room neat. Under her full skirt there is a pouch to put pajamas. You will need 3 ounces of colored 4 fold yarn, 2 ounces of white, 2 or 3 yards of yellow, and ¾ yard white ribbon to make the doll. Use a number 5 bone crochet hook.

Abbreviations: Sts (stitches); ch (chain); sc (single crochet); sl st (slip stitch); dc (double crochet); hdc (half double crochet—thread over as for dc, insert hook in st, pull through, yarn over and pull through all lps on hook at one time); inc (increase—work 2 sts in one st); dec (decrease—work 2 sts off as one); lp st (loop stitch—wind yarn around index finger, insert hook in st, draw yarn through pulling yarn from under the finger, drop lp from



finger letting it fall to the right side of work and complete sc); sk (skip).

Body: With white, ch 21, join with sl st.

Row 1: 1 sc in each st of ch, join with sl st.

Row 2: Ch 2, 1 hdc in each sc, join with sl st, ch 1.

Row 3: Repeat rows 1 and 2 twice.

Rows 7, 8, 9, and 10: Sc around, dec every fourth st, ch 1. There will be 11 sts left, leaving opening for neck.

Head: In white, ch 1, sc in first sc, * sk 1 sc, sc in next sc; repeat from * around.

Row 2: Ch 1, 2 sc in each sc.

Row 3: Ch 1, * 1 sc in next sc, 2 sc in next sc, repeat from * around; join with sl st.

Row 4: Ch 1, * sc in each of next

EXTRA DOLLARS THE EASY WAY

$ $ $

SELL NEW TOP QUALITY

greeting cards, novelties, gifts, personalized stationery and napkins. OVER 100 DIFFERENT ITEMS. Up to 100% profit. PRIZES—BONUSES. Free Portfolio. Prompt Delivery. Samples on approval. Write Dept. P-187, Richar Greetings, Inc., 41-43 Crescent St., Long Island City 1, N. Y.

Raise LESS Chicks Make MORE Money

Let Berry prove you can do this! NEW CHICKENS replacing old-style poultry on thousands of farms. Less loss. Less feed cost. Fewer culls. Startling increase in egg production, year around. Proven results have already sold millions coast-to-coast



New Berigolds

Crosses World's Best Egg Breeds

Berry's Super-Deluxe Berigolds—golden-white chicken with golden-yellow skin and legs; and Berry's Super Deluxe Austra-Whites—both with pedigree 200-300 egg blood breeding. Fast replacing old kinds. Day-old or started.

Started Pullets

Save you work, worry, loss. Lay eggs to sell a month earlier.

Assortments Low as $29.90 per 100

Assorted Cockerels $22.90 F. O. B.

BERRY'S Famous Austra-Whites

Write for FREE BOOK giving full report.

(Write nearest address)

GEORGE BERRY, 1907 Ajax Rd., QUINCY, Ill.
ERNEST BERRY, 1907 Sunflower Rd., NEWTON, KANS.

www.antiquepatternlibrary.org 2026.07

Creative Commons 4.0 NC SA BY FREE DISTRIBUTION ONLY - NOT FOR SALE

3 sc, 2 sc in next sc; repeat from * around.

Rows 5 through 8: Ch 1, sc in each sc around; join with sl st, ch 1.

Rows 9 through 11: Sc in each sc around, dec every fourth st; join with sl st, ch 1.

Row 12: Sc in every second sc around. Cut and fasten yarn.

Skirt: Join color to the first row of body, sc in each sc around.

Row 2: 2 sc in each sc; join, ch 3.

Row 3: * Sc in first sc of last row, ch 3, sc in next sc; repeat from * around; join with sl st.

Rows 4 through 13: * Ch 3, sc in center of ch-3 of previous row; repeat from * around; join.

Rows 14 through 18: Join white, ch 3, * sc in center of ch-3 of previous row, ch 3; repeat from * around; join.

Row 19: Join color, ch 3, * sc in center of ch-3, ch 3, sc in sc of previous row, ch 3; repeat from * around; join.

Rows 20 through 25: Ch 3, * sc in center of ch-3, ch 3; repeat from * around; join and fasten off.

Row 26: Join white, * ch 3, sc to center of ch-3 of previous row; repeat from * around, sl st to center of first ch-3. Cut and fasten yarn.

Pajama Pouch: With color, ch 3, 12 dc in third ch from hook; join, ch 3.

Row 2: (Dc, ch 1) in each dc, join to second ch, sl st in next st, ch 3.

Rows 3 and 4: (Dc, ch 1) in each ch-1 and each dc, join as before, sl st in next st, ch 3.

Rows 5 through 15: (Dc, ch 1) in each ch-1, join to second ch, sl st in next st, ch 3.

Stuff head and body, sew a piece of material across bottom of body to hold stuffing in. Cut a round cardboard, 3½ inches in diameter, fit inside of pouch and sew to body under skirt. Using two strands of thread, 1 white and 1 color, crochet a ch 25 inches long, thread through bottom of pouch, draw up and tie.

Arms: With white, ch 10, join with sl st, 9 sc on ch, ch 1, turn; (do not join this or following rows).

Rows 2 and 3: 1 sc in each sc, ch 1, turn.

Row 4: 1 sc in each sc.

Row 5: Sl st in first st, sc in each of next 6 sc, ch 1, turn.

Row 6: Sc in each sc, ch 1, turn.

Row 7: Work first 2 sts off as one, sc in next 2 sc, work last 2 sts off as one. Cut yarn leaving small strand to sew hand, sew together, turn inside out and stuff slightly.

(Continued on Page 39)

C. L. EVANS SAYS:



Write TODAY

LET ME SEND YOU FOR FREE TRIAL EVERYTHING YOU NEED TO MAKE

EXTRA MONEY

Sell friends low cost – high profit greeting cards. No experience needed. Cash bonus. Request FREE TRIAL outfit of Feature All-Occasion assortments on approval, FREE samples Name Imprinted Stationery, Napkins, Towels. FREE Catalog. Selling Guide and FREE Surprise Gift Offer. ACT NOW!

NEW ENGLAND ART PUBLISHERS, North Abington 412K, Mass.

NOW! TO THE READERS of The WORKBASKET

AMAZING No Time Limit HOSPITALIZATION PLAN

SOLD ONLY BY MAIL — GOOD ANYWHERE IN THE UNITED STATES

Protects You and Your Family in case of SICKNESS or ACCIDENT

COSTS ONLY 3¢ A DAY

Accidental Death and Polio Coverage Included

A remarkable value! More coverage! Less cost! Individual or entire family eligible, birth to age 70. Policy pays Hospital Room and Board Benefits as long as you remain confined. NO TIME LIMIT! (rest homes, sanitariums, Gov. Hospitals excluded). You get Cash Benefits for 74 Surgical Operations . . . Lump Cash for Accidental Death . . . Cash Payment for Loss of Eyes, Hands, Feet . . . Special POLIO protection . . . plus other valuable coverages included. Maternity Rider available at slight extra cost. No waiting period! We pay CASH DIRECT TO YOU! Only 3c a day for adults; 1½c a day for children to age 18. Sold direct by old, reliable company. Mail coupon!

FREE Don't delay. Send for FREE BOOKLET. No obligation. No agent will call!

NORTH AMERICAN MUTUAL INSURANCE CO.

Dept. 151-WB — Wilmington 99, Delaware

www.antiquepatternlibrary.org 2026.07

Creative Commons 4.0 NC SA BY FREE DISTRIBUTION ONLY - NOT FOR SALE

With The Cooks



The WORKBASKET will pay $2 each for any recipes for your family's favorite dish published in these columns. Address them to Food Editor, The WORKBASKET, 2401 Burlington, Kansas City 16, Mo. We regret that we cannot publish every recipe and that we cannot return those not used, nor correspond about them. The decision must be left to our judges.

One Loaf of Bread

It's so easy to make a good loaf of bread! While it can be done in about four hours, the entire process can be stretched over the greater part of a day, if desired; the actual time spent working on the loaf is less than a half hour, and can be worked in quite painlessly with other home making tasks, even washing and ironing, it is so simple.

You will need the following ingredients to make one loaf about 4 x 8 inches:

About 3 cups flour
½ cake of compressed yeast, or ½ package of granular dry yeast (A whole package speeds rising time by half, but makes a coarser loaf)
1 teaspoon salt
1 tablespoon sugar
1 tablespoon fat—lard or shortening
1 cup liquid, half scalded milk and half water or potato water

Soften the yeast in 2 tablespoons of the water, adding the sugar. Scald the milk, pour it over the fat to melt it and add the remaining water to cool it. Measure about 1½ cups of flour, add the salt, and sift into a bowl. Stir into this the lukewarm liquid and the yeast mixture and beat hard, adding enough flour to make it possible to handle the dough. Turn it out on a floured board and knead it, knead for exactly eight minutes (by the clock), working into the dough as much more flour as it will take up—sift a bit on the dough and on the board under it, and continue kneading with the "heel" of the hands.

$25.00 IN GIFTS FOR YOU!

NOT ONE CENT TO PAY!



Choose your gift from huge selection — silverware, dinnerware, electric irons, toasters, mixers, cleaners, jewelry . . . also lovely dresses and wearing apparel — **$25.00 worth yours without one cent cost** on thrilling Colony Hall Style Club Plan! Your friends, neighbors, glad to join your Colony Hall Style Club to select beautiful, latest-style dresses and clothing needs at low money-saving prices—and pay on budget-plan terms. Valuable premiums for members too. And you receive $25.00 in gorgeous gifts as Club Secretary.

EVERYTHING SUPPLIED FREE!...MAIL COUPON!

We send you at once, FREE, complete Wonder-Book of Gifts; big colorful Colony Hall Style Presentation and full details for getting costly gifts without paying one single cent. Mail coupon now!

COLONY HALL STYLE CLUB
DEPT. A-29, CINCINNATI 25, OHIO

COLONY HALL STYLE CLUB
Dept. A-29, Cincinnati 25, Ohio
Please rush at once Gift Catalog, Style Presentation, and full details of your Colony Hall Style Club Plan.

Name.....
Address.....
City.....*State*.....

www.antiquepatternlibrary.org 2026.07

Creative Commons 4.0 NC SA BY FREE DISTRIBUTION ONLY - NOT FOR SALE

The exact amount of flour varies with the type of flour, but ease of handling and not sticking to the board will tell you when you have enough. Grease a clean bowl generously, drop the ball of dough in, then turn it over and cover all with a cloth and let it rise.

If you want to make out the loaf just any time it is ready, choose a warm place for this process. If you prefer to have it ready for baking after other tasks are out of the way, this rising can be delayed by placing the bowl in a cooler place. In a warm temperature, after about an hour or hour and a half, the dough will be double in bulk. At this stage, punch it down and let rise again until double, which will require about half the time.

This last rising may be omitted, but it produces a finer loaf. Turn the dough out on a lightly floured board, stretch into oblong shape, and let it stand about five minutes before shaping into a loaf.

Fold into thirds, lengthwise, stretch and fold into thirds again, into the length of your bread pan. Roll, jelly-roll fashion, and place into greased bread pan, the lapped edge underneath. Tucked into a warm corner, covered with a cloth, slightly damp, the loaf is permitted to double in size, then popped into a 400° oven and baked about 35 minutes uncovered until a golden brown. Bread that is done shrinks from pan and responds to tapping with a hollow sound.

The loaf should then be cooled on a rack or across the edges of the pan to give a nice crisp crust. For a soft crust, brush immediately with melted butter or fat.

Points in Judging Bread

When bread is judged in contests and fairs, seven points are used to score bread: shape, crust, volume (size of loaf), grain and color each rate 10

WHICH DO YOU WANT?

Better Digestion — **Normal Elimination**
Restful Sleep — **Strong Healthy Teeth**
Then Stop Throwing Away Precious Vitamins and Minerals in Your Food



MAKE MEALS WITH A

VITA-MIX

and

DRINK YOUR WAY TO HEALTH

The Only Machine with Stainless Steel Bowl and Bakelite Handle

In preparing food the ordinary way, you peel off and throw away those vitamin and mineral filled parts which are so essential to good health. With the Vita-Mix you keep ALL the natural health-giving food value. That's why you can literally drink your way to health with the Vita-Mix. Completely liquefies, whips, chops, emulsifies all fruits and vegetables into tangy, appetizing drinks. Leaves no pulp. No cooking, juicing or peeling of rinds necessary. Easy to sterilize.

LOOK WHAT VITA-MIX DOES

Makes health drinks in 1 to 4 minutes, makes soup without boiling in 3 minutes, makes cake batter ready for oven in 3 minutes, chops whole grain into flour in 1 to 4 minutes, chops vegetable salad in 5 seconds. Many other uses. Fully guaranteed for one year. No dealers, low direct-to-you-price.

$29.95 **GIVEN** *while they last*

WHEEL-O-LIFE



Why should any family buy food before they know what that food can do to help build good eyes, teeth, digestion and nerves? You need a Wheel-O-Life to tell you the vitamin, mineral, and calory content of over 160 foods. Feed your family scientifically. The Wheel-O-Life belongs in every home where health is important.



6 MONTH SUBSCRIPTION NATURE'S PATH

Gives you facts about importance of diet to good health. Fascinating reading on your most important property—your health.

NATURAL FOODS INSTITUTE
Dept. WB-13, Olmsted Falls, Ohio

I want to drink my way to health. Rush me your Vita Mix worth $39.95 plus your 3 Gifts, Wheel-O-Life, 6-month Subscription to Nature's Path, and Vita Miracle Recipe Book.

☐ I enclose $29.95. Postpaid.
☐ Send C.O.D., I will pay postman $29.95.

Name.....
Address.....
City.....Zone.....State.....

www.antiquepatternlibrary.org 2026.07

Creative Commons 4.0 NC SA BY FREE DISTRIBUTION ONLY - NOT FOR SALE

points; texture, twenty points; and flavor rates thirty points.

The average or standard loaf weighs about one pound and is loaf shape with top rounded—loaf being about ten by four inches. The crust is thin and golden in color. It should not have soggy spots or heavy streaks nor have a sour, yeasty odor. The crumb should be creamy and texture elastic—that is when pressed lightly, springs back to shape. Good bread tastes sweet and nutty, like the grain from which the flour has been milled.

SHORTHAND IN 6 WEEKS AT HOME

Famous Speedwriting system. No signs; no symbols; no machines. Uses ABC's. Easy to learn, write, transcribe. Low cost. 100,000 taught by mail. Also typing. 28th year. Write for FREE booklet to

Speedwriting®

Dept. 1401-A1, 55 W. 42nd St., N. Y. 18

DO YOU NEED MONEY?

$40.00 IS YOURS

for selling only 50 boxes of our 200 greeting card line. And this can be done in a single day. Free samples. Other leading boxes on approval. Many surprise items. It costs nothing to try. Write today.

FREE SAMPLES Personalized STATIONERY & NAPKINS

CHEERFUL CARD CO., Dept. BD-1, White Plains, N. Y.



FREE! CAKE DECORATOR, FOUR JELLO MOLDS AND RECIPES

Amazing new cake decorator makes flowers, loops, names, leaves just like professionals. Directions and recipes for icings and whips included. ALSO FREE —7 delicious cake recipes. We make these amazing free offers to introduce our aluminum heart-shaped cake pans. Size 9 x 1¼ inches. Bake a sweetheart layer cake for birthday, anniversary or special occasions. Set of 2 pans only $1.00, add 20c postage with prepaid orders. **SPECIAL OFFER!** 4 pans for only $1.89 (double order includes free cake decorator and four individual jello molds) plus C.O.D. postage and handling. **SEND NO MONEY!** Just mail card today. Satisfaction guaranteed or your money back. Keep Free Gifts regardless. Don't delay. Act Now!

ROYAL INDUSTRIES, Dept. 5514-A, Mt. Vernon, Ill.

Common Faults in Bread Making

Using too much flour can result in tough bread.

Sub-standard ingredients can spoil an entire batch.

Letting dough rise too long may cause a coarse crumb or souring.

Insufficient rising will turn out a soggy or heavy loaf.

Not baking long enough or too much liquid may have the same effect.

Not kneading enough (until dough is elastic) or too low an oven makes coarse bread.

Too high temperature may cause the top crust to crack.

Ice Box Rolls

¾ cup sugar
1 cup mashed potatoes
or
1 medium potato, mashed
½ cup shortening
1 cake yeast dissolved in 1 cup of luke warm water
6 cups flour
1 cup cold water
1 tablespoon salt

Mix all ingredients except cold water and flour and let set for two hours in warm place; then add the cup of water and flour; cover and place in refigerator over-night. About 2 hours before you bake, put in pan and let rise in warm place.

Muffins

2 cups flour
4 teaspoons baking powder
2 teaspoons sugar
pinch salt
4 tablespoons salad oil
1 egg beaten
1 cup milk

Sift all ingredients together, mixing thoroughly. Put into greased and floured muffin pans; bake in hot oven about 12 minutes.

Raisins, dates, figs, blueberries, or bits of crunchy bacon may be added as desired.

www.antiquepatternlibrary.org 2026.07

Creative Commons 4.0 NC SA BY FREE DISTRIBUTION ONLY - NOT FOR SALE

(*Continued from Page 35*)

Join color on ch-10 at back of thumb on hand, sc in first sc, 2 sc in each of next 5 sc, 1 sc in each of last 2 sc, ch 1, turn.

Row 2: Sc in first 2 sc, 2 sc in each of next 10 sc, 1 sc in each of last 2 sc, ch 1, turn.

Row 3: Dec 1 sc at beginning of row, 1 sc in each of next 8 sc, 2 sc in each of next 4 sc, sc in each of next 8 sc, dec last 2 sts.

Rows 4 through 8: Dec first 2 sc, 1 sc in each sc across row, dec last 2 sc.

Fit arm to side of body, stuff with cotton, and sew to body keeping the thumb part of hand down, make another arm and fit to opposite side of body.

Embroider 3 dots in color in front of blouse for buttons.

Faces can either be embroidered or painted on flesh colored cloth and sewed on.

Hair: With yellow, ch 12, 11 lp sts on ch, turn.

Row 2: Dec first 2 sts, 1 sc in each sc, dec last 2 sts, ch 1, turn.

Row 3: 1 lp st in each sc.

Rows 4 and 5: Repeat rows 2 and 3.

Row 6: Repeat row 2. Cut and fasten yarn.

Sew hair to top front of head. If face is painted on cloth, be sure the hair covers the top edge of cloth.

Bonnet: In color, ch 3, 12 dc in third ch from hook, join with sl st, ch 1.

Row 2: (1 hdc, 5 dc, 1 hdc) in first 3 sts, sc in each of next 3 sts, (1 hdc, 5 dc, 1 hdc) in next 3 sts, sc in each of next 3 sts, join with sl st at beginning, sl st to first dc, ch 1, turn.

NOW WITH Crochet NYLON

SEND FOR SAMPLES

-5- FREE PATTERNS

DIRECT FROM MILL

THE FIRST IMPROVEMENT IN CROCHET IN 46 YEARS. Now you can crochet with 100% DUPONT Lustra Nylon. MORE LUSTRE than the finest imported cotton . . . everlasting lustre that CANNOT WASH OUT . . . Washes and dries as easily as your Nylon hose . . . No troublesome stretching and starching necessary. Even your fragile, single-strand designs will last for generations because Lustra Nylon is PRACTICALLY UNBREAKABLE. Your favorite patterns take on new interest and life. They seem to glow when made with Lustra Nylon. Your friends will envy and admire your handiwork. Crochet with Nylon and create a permanent heirloom



NYLON COSTS NO MORE . . .

It is lighter in weight—You get MORE yards per pound. Your choice of 14 BEAUTIFUL COLORS—3 standard sizes (#30, 20, 10)—USE WITH ANY INSTRUCTION BOOK. Try LUSTRA NYLON once—You will always use it.

- MORE LUSTRE
- CAN'T WASH OUT
- NO STRETCHING OR STARCHING
- 3 STANDARD SIZES 30, 20 AND 10
- USE WITH ANY INSTRUCTION BOOK
- COSTS NO MORE
- DIRECT from MILL

SEND FOR SAMPLES—SEE FOR YOURSELF

Rush my samples of NYLON CROCHET in 3 sizes—my FREE PATTERNS and my Color Card. Offer good for limited time only. Please enclose 10c just to cover cost of handling and postage. (COIN ONLY).

*Name*_____

*Address*_____

*City*_____ *Zone*___ *State*_____

LEEWARD MILLS, 173 W. Madison St.
Dept. CSW, CHICAGO 2, ILLINOIS

www.antiquepatternlibrary.org 2026.07

Creative Commons 4.0 NC SA BY FREE DISTRIBUTION ONLY - NOT FOR SALE

Row 3: 2 sc in last sl st, sc in each of next 6 sts, 2 sc in next st, sc in each of next 2 sts, 2 sc in next st, sc in each of next 6 scs, 2 sc in next st, ch 1, turn.

Rows 4, 5, and 6: Sc in each sc.

Row 7: 1 hdc, ch 1 in first sc, (1 dc, ch 1) in each sc around bonnet, 1 hdc in last sc.

Row 8: Sl st to first dc, ch 2, 1 dc in each ch-1 and each dc of previous row, ch 2, sl st in last hdc. Cut and fasten yarn.

Row 9: With white, ch 2, * sc in dc, ch 1, sc in next dc, ch 1; repeat from * around; cut and fasten thread.

Thread ribbon through row of (dc, ch 1) of bonnet and tie.

FREE BOOK ON HAIR REMOVAL

Read what thousands of women and girls do about superfluous hair. Free book explains wonderful method, proves actual success. No one need know about it. Book sent in plain envelope—confidential. Also TRIAL OFFER. No obligation. Write ANNETTE LANZETTE, Dept. A-61, P.O. Box 4040, Merchandise Mart, Chicago 54, Illinois.

Need MONEY? Here It Is —And GIFTS, Too!

Show exquisite Every-day Greeting Card Assortments to friends, others. Make up to 100% cash profit. Win luxurious gifts, too! $1 Box of 21 lovely Birthday, Get-Well cards—other big values—sell on sight. Many new ideas in complete money-making line—Religious, Gift Wraps, Imprinted Stationery, Gift Items. Earning plan for organizations also. Write! Samples on approval.

BOULEVARD ART 75 WEST VAN BUREN ST. Dept. 81-P, Chicago 5, Ill.

SEND FOR SAMPLES



Crocheted Scarf

Mercerized crochet thread about 20 weight was used to crochet this scarf for use on table, chest or dresser. Approximately 500 yards is required to



make a scarf about 16 x 27; use a size 10 steel crochet hook.

Abbreviations: Ch (chain); st (stitch); sc (single crochet); sl st (slip stitch); sk (skip); sp (space); lp (loop); p (picot); dc (double crochet).

To begin, ch 104 sts. For a longer scarf, add stitches here.

Row 1: 3 dc in 5th st from hook, ch 4, dc in each st of foundation ch to last st, ch 4, 4 dc in last st of ch, ch 4, dc in each st on other side, ch 4, join with sl st in third ch.

Row 2: Ch 3, dc in each of next 3 dc, 4 dc in sp, ch 3, 4 dc in same sp, dc in each dc down side, (4 dc, ch 3, 4 dc) in second corner sp, dc in each of next 4 dc across end, (4 dc, ch 3, 4 dc) in third corner sp, dc in each dc along side, (4 dc, ch 3, 4 dc) in last or 4th corner sp, join with sl st in top of ch 3.

Row 3 through 10: Ch 3, dc in each dc to corner, (2 dc, ch 3, 2 dc) in

www.antiquepatternlibrary.org 2026.07

Creative Commons 4.0 NC SA BY FREE DISTRIBUTION ONLY - NOT FOR SALE

same corner sp, dc in each dc across side, (2 dc, ch 3, 2 dc) in corner sp, dc in each dc across end, repeat corners and second side as for first, end with a sl st in top of ch 3 first made; fasten and cut thread.

Row 11: Join thread in dc next to any corner sp, ch 3 (for a dc), (2 dc, ch 3, 2 dc) in same sp, dc in first dc, * ch 3, sk 2 dc, sk 2 dc, dc in each of next 3 dc, repeat from * around, make corners by dc in dc, (2 dc, ch 3, 2 dc) in same sp, dc in first dc, end with a dc, join with sl st in top of ch 3.

Row 12, 13, 14, 15: Sl st across dcs to corner sp, ch 3, (2 dc, ch 3, 3 dc) in corner sp, * ch 3, sk 3 dc group below, 3 dc in next sp, repeat from * around, make (3 dc, ch 3 and 3 dc) in each corner sp, end with sl st in top of ch 3.

Row 16: Ch 3, dc in each of next 2 dc, (3 dc, ch 3, 3 dc) in corner sp, dc in each dc across ends and sides, repeat corners as for first, end with sl st in top of ch 3.

Row 17: Ch 3, dc in each dc to corner, (3 dc, ch 3, 3 dc) in corner sp, continue around ends and sides with a dc in each dc and repeating corners as for first, end with a sl st in top ch 3.

Row 18: Ch 3, dc in each of 8 dc to corner, (2 dc, ch 4, 2 dc) in corner sp, dc in each of next 9 dc, * ch 3, sk 3 dc group below, dc in each of 3 dc, repeat from * across end 11 times, ch 3, sk 3 dc, dc in each of last 9 dc, corner sp as before, dc in each of 9 dc, continue on side as for end, repeat corners, end with ch 3, join with sl st in top of ch 3.

Row 19: Ch 3, dc in each of next 2 dc, * ch 8, sk 8 dc, 10 dc in corner sp, ch 8, sk 8 dc, dc in each of next 3 dc, (ch 3, dc in each of next 3 dc) 13 times across end, repeat from * around, end with sl st in top of first ch 3.

Row 20: Ch 3, sc in each of 2 dc, ch 8, sk ch and 1 dc, dc in each of next 9 dc with ch 1 between (beginning of pineapple corner), ch 8, sk ch, dc in each of 3 dc, repeat around, working all corners alike, end with sl st.

Row 21: Ch 3, dc in each of 2 dc, ch 8, sk ch 8 of previous row, (sc between dcs, ch 6) 7 times, sc between last 2 dcs, ch 8, sk ch 8, dc in each of

(Continued on Page 46)

MATERNITY DRESSES WRITE FOR FREE CATALOG

Shop by mail and save! Exclusive maternity style house offers fashions by top designers, $2.95 to $22.50. Morning, afternoon, sports & formal wear; maternity suits, corsets & lingerie. (Catalog mailed in plain envelope.)

SPRING STYLES

CRAWFORD'S
DEPT. 39, 729 BALT. AVE.
Kansas City 6, Mo.

NEW! **LEATHER AND YARN ACCESSORIES** DIFFERENT!

Send for colorful illustrated catalogue. See how easy it is to make knitted items combining leather and yarn. Catalogue, Instruction Leaflets for knitting Lounge Slippers and Infants "Moc-A-Socks," plus popular and useful Needle Gauge. All for only 10¢. Send 10¢ in coin to:

JAYMOR YARN CORP., Dept. W
124 East Post Road White Plains, N. Y.



COME AND GET IT... **EXTRA CASH!**

Make BIG MONEY spare time! Show handy, low-priced Greeting Card Assortments. Rose Beauty 21-Card All-Occasion Assortment, "Fun's A Poppin" 16-Card Humorous box are whirlwind $1 sellers. You make up to 50c profit per box! Samples on approval... Huge variety of Greeting Card Assortments, Stationery, Gift Items. FREE! $1.00 Address Book "How To Earn $1,000"! Write TODAY!

WESTERN ART STUDIOS, 257 So. Spring St.
DEPT. 721 LOS ANGELES 12, CALIF.

CLUB PLAN SECRETARIES:
$50.00 TO $150 IN GIFTS FOR YOU!



Redecorate and re-equip your home without paying a cent! Choose any merchandise from huge FREE Catalog: nationally-advertised sheets, towels, mixers, toasters, furniture, rugs, lamps, slip covers—**yours without one cent of cost** with the easy Popular Club Plan. Just form a little Popular Club; it's easy because each friend gets a Premium! As club Secretary you receive $50! $150! and MORE! in gifts for your home!

EVERYTHING FREE! WRITE TODAY!

FREE full-color HUGE book-catalog with the famous brands advertised in this magazine! Full details on how to redecorate and re-equip your home without paying a penny—all **ABSOLUTELY FREE! Act now! Write**

POPULAR MERCHANDISE CLUB PLAN
Dept. 53, Lynbrook, N. Y.

www.antiquepatternlibrary.org 2026.07

Creative Commons 4.0 NC SA BY FREE DISTRIBUTION ONLY - NOT FOR SALE



If you have questions about any aspect of gardening, whether they involve flowers, vegetables or house plants, send them to The WORKBASKET. Each month one of the nation's leading gardening experts, C. L. Quear, will answer those questions which are considered to be of the most general interest. We cannot undertake to answer individual questions by mail nor can we enter into any sort of correspondence about questions submitted. If the answer to your question doesn't appear immediately, don't be impatient. It, or a question similar to it, may be answered later. Address all questions to Flower and Garden Forum, The WORKBASKET, 24th and Burlington, Kansas City 16, Missouri. Write legibly or typewrite your questions and be sure to include your full name and address. Do not enclose money or correspondence relating to other subjects, such as subscriptions, as these letters will be handled by a special department.

Can dahlias be pinched to keep them from growing so tall? If so how and when? M. A., Michigan.

Dahlias may be pinched as much as you like up to mid July. This makes heavier, better, bushier plants. Also planting the tubers a little later in the spring will help. To prune dahlias simply cut an inch or two from the top of each stem when it attains a height of about a foot.

CLIP THIS to get Giant 2-Tone

PHILODENDRON



• **Special-by-Mail Offer** **25¢**

Beautiful giant leaf, two-tone marbelized. The most satisfactory plant to grow without direct sunlight . . . will grow where ivy won't. Grows in soil or water. One of the most sensational values we have ever offered. Greenhouse fresh. Enclose 25c plus 10c for postage and handling. If ordering 3 send us only $1. Orders for 3 also send C.O.D. plus postage. No C.O.D.'s on single orders. Use easy order blank. Return for cheerful refund at once if not pleased.

OWEN NURSERY, Bloomington, Illinois, Dept. 6426

Name.....

Address.....

.....**Send me**.....

I would like to know how to care for geraniums, to keep the leaves from turning yellow and drying up. Mrs. A. B., South Dakota.

It seems that improper watering is the cause of your plants' not doing well. First, be certain that your plants have good drainage. Use water at room temperature. Water thoroughly by setting the pot in a pan of water until the soil is saturated. See that all surplus water drains off after removing the plant from the pan of water. Don't at any time leave water standing in a saucer at the bottom of the pot. Don't water again until the soil shows definitely that it is dry, by turning lighter in color. Run geraniums on the dry

www.antiquepatternlibrary.org 2026.07

Creative Commons 4.0 NC SA BY FREE DISTRIBUTION ONLY - NOT FOR SALE

Prizes for Everyone!





Here's your opportunity to secure any of the premiums shown below (plus many others as they appear in our latest catalog). Simply send for fast selling Garden Spot Seeds. Sell at once to friends and neighbors at 10c each. Return the money collected and select your prize in accordance with our offers. SEND NO MONEY — WE TRUST YOU.

FOR BOYS AND GIRLS

FOR MEN AND WOMEN

CANDID TYPE CAMERA



Fixed Focus, eye level view finder. 16 exposures. Beautiful Black case.

Yours for selling 50 Packets of Garden Spot Seeds.

ELECTRIC BOUDOIR LAMP



Decorative China base, 8" pleated parchment shade, colorfully designed with colored cord and tassel

Sell only 50 pkts. Garden Spot Seeds for 1 Lamp; 2-50 pkt. orders for 2 Lamps.

EASY TO PLAY UKULELE



. . . Instruction Book included.

Sell only 50 pkts. of Garden Spot Seeds.

BASKET BALL

Rubber Valve type bladder. Lacing needle and lace included.

Yours for selling two 50-packet orders of Garden Spot Seeds.



Exquisite DINNER SET

. . . Nineteen pieces of latest fashion dictated pieces.

Sell only 50 pkts. of Garden Spot Seeds.

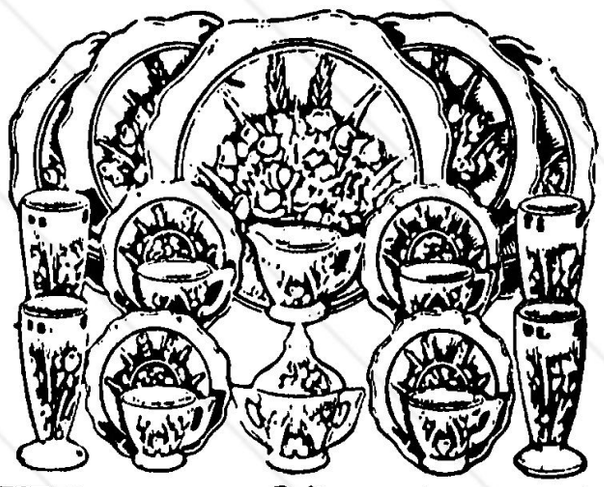

Delivery Charges Collect

PRIZE TYPEWRITER



Yours for selling only 50 Pkts. of Seed

WE WILL PAY TOTAL OF $10 FOR BEST, NEATEST, NICEST COMPOSED LETTERS WRITTEN ON THIS MACHINE AND SENT TO US BY JULY 1, 1951

BRACELET & LOCKET

Adorable flower design on both . . 15 inch locket chain, modern expansion bracelet. Highly polished 14K electroplate. **BOTH yours for selling 2-50 pkt. orders Garden Spot Seeds.**



POCKET WATCH *for Men*

Dependable & faithful companion. Pull-out pendent set • (Supply Limited)

Sell 50 packets of Garden Spot Seeds,



COW BOY GUITAR

A real honest to goodness Cow Boy's Guitar, complete with instructions.

Yours for selling 50 pkts. Garden Spot Seeds, plus $1.00 cash.



FISHING OUTFIT

Steel rod, sturdy 50 yard capacity reel, medium weight spool, tested line, 6 hooks and 2 lead sinkers, attractive cork float and metal lure.



Sell only 50 packets of Garden Spot Seeds.

WRIST WATCHES



Guaranteed by Nationally known manufacturers Reliable

SUPPLY LIMITED . . . All watches are offered subject to our ability to get delivery from the manufacturers.

Either style Wrist Watch for the sale of 2-50 packet orders Garden Spot Seeds.

MAIL COUPON NOW

44th YEAR

LANCASTER COUNTY SEED COMPANY
Station 429, Paradise, Penna.

Please send me 50 packets (one order) of Garden Spot Seeds to sell at 10c a pkt. for a fine gift. I will sell and pay for seeds in 30 days. Include the Free Book of Parlor Puzzlers.

Check here ☐ for 100 packets if you want to sell for a "2-order" premium.

NAME .....

POST OFFICE..... STATE.....

STREET OR R.F.D.. ..... BOX.....

PRINT YOUR LAST NAME PLAINLY BELOW

Save 2 cents by filling in, pasting and mailing this coupon on a 1c Post Card TODAY.



THIS BOOK YOURS AS A... REWARD

FOR ANSWERING THIS AD

Big 64 page Date Book . . . a perpetual record with spaces for every day in the year, plus vital information, statistics, etc., helpful for use in school, office or home. Will be sent along with the seeds.

www.antiquepatternlibrary.org 2026.07

Creative Commons 4.0 NC SA BY FREE DISTRIBUTION ONLY - NOT FOR SALE



FREE NURSERY BOOK

FERRIS

82nd ANNIVERSARY EDITION

Our finest catalog and guide in 82 years, more pages, more lovely colors — and more money saving offers on FERRIS Northern Grown EVERGREENS, Shade Trees, Ornamentals, Flowers, Shrubs, Bulbs, Fruit Trees, Berry Plants, etc. Write—it's FREE!

EARL FERRIS NURSERY, 750 Bridge St., Hampton, Ia.

DWARF FRUIT TREES



Early Bearing • Big Yield • Large Fruit

Bear luscious, FULL SIZE Apples, Pears, Peaches, etc. Easier to care and harvest, saves space, decorative. Full line of selected Fruit and Shade Trees, Evergreens, Berries, Plants, Shrubs, Flowers. At save-money prices. Quality guaranteed; since 1889. Write for FREE Catalog TODAY!

WHITTEN NURSERIES, Box 460, Bridgman, Mich.

WORLD'S FINEST ROSE BOOK FREE



New 48-page catalog in FULL COLOR—shows hundreds of famous roses and perennials—all guaranteed to live and bloom in your garden. Planting hints—many money-saving offers. Write for your free copy today!

JACKSON & PERKINS CO.

(World's Largest Rose Growers)

353 Rose Lane, Newark, NEW YORK

side during winter especially in cloudy weather.

My Martha Washington geraniums haven't bloomed since they were purchased. The plants are growing but just don't bloom. How do you force them? Mrs. A. M. M., Illinois.

Martha Washington geraniums or pelargoniums are definitely early spring blooming plants. When long days and hot weather come pelargoniums cease to bloom. Keep the plants growing during summer. Pinch them to shape in September and repot in the smallest pot that will hold them. Grow them on the cool and rather dry side until February or March. Then start to crowd them. Keep the plants pinched as necessary up until February. Then get the well grown, well shaped plants into bloom for early spring. Do not expect much from the plant after June.

I am unable to grow ivy in copper wall planters. The leaves turn brown, get little and fall off. I water the plants every other day. Did the plants have the right amount of water? Must they have sunlight? Mrs. C. W. G., Pennsylvania.

When watering, the plants must be watered thoroughly. The ball of dirt around the plant should be saturated with water and then all excess water should be drained off. If the copper planters have no drainage holes they should be turned on their sides after watering until all free water has drained off. After being thoroughly watered they should not be watered again until the soil shows definitely that it is dry. Light is just as essential as water. Ivy requires light but it does



Complete "LIVING ROOM" GARDEN

Planted in Vase Ready to Grow!

$1

Three unusual bulbs that come complete in novel vase, planted, ready to grow. All you do is unwrap, add water and set in the window! You get vivid tuberous rooted BEGONIA, beautiful, newly popular GLOXINIA and giant mixed-color AMARYLLIS. Will grow and bloom indoors all winter, outdoors in spring. GIVEN: Giant Bi-color Mystery Bloom "trumpet" bulb with each garden. A very good "buy" for $1. 2 gardens $1.75; 3 gardens $2.50. Sent C.O.D. plus postage. Cash orders prepaid if you enclose 10c extra per garden for postage. MONEY BACK GUARANTEE: Return at once for full refund if not pleased. Order from OWEN NURSERY, Dept. 6425, Bloomington, Illinois.

www.antiquepatternlibrary.org 2026.07

Creative Commons 4.0 NC SA BY FREE DISTRIBUTION ONLY - NOT FOR SALE

not require direct light. If the planters are hung across the room from any window the plants probably are suffering from light deficiency.

Last spring I grew fine tomato plants with lots of bloom but they all fell off. What caused that and what can be done for it? Mrs. D. I. B., Washington.

Bud drop of tomatoes may be caused by either extremely hot or extremely cold weather just at blossoming time. Then too, excessive rains may actually wash away the pollen. These causes for bud drop are not controllable. Another common cause of this trouble is excessive nitrogen. Under ideal growing conditions, on a soil that contains excessive nitrogen, tomatoes make a heavy vegetative growth and refuse to set fruit. The remedy is to plant tomatoes on soil that is not too rich.

I have a rooted poinsettia slip. Should it be put in a small pot and how soon will it bloom? Mrs. M. G. P., Washington.

A well rooted poinsettia cutting potted in a 3-inch pot as late as September 1 and maintained at a temperature of 60 to 70 degrees in a sunny window should bloom for Christmas. The bract should be showing color by Thanksgiving to be at its best Christmas. Under ordinary conditions it requires about 90 days from rooted cutting to bract and 120 days to full bloom. Under greenhouse conditions this period of time can be shortened materially.

My chrysanthemums have developed red spiders underneath the flowers and leaves. What causes them and how may they be destroyed? Mrs. J. K., Ohio.

Hot, dry weather is ideal for an outbreak of red spiders. Various sprays will control this pest but on your outdoor chrysanthemums the simplest remedy is a fine spray of water from the garden hose. Turn the nozzle to a fine spray and spray the plants just as if the hose contained an insecticide. Be certain to get the underside of the leaves and flowers and do it thoroughly. Repeat as necessary and the red spider will soon be gone.



NEW SEED BOOK FREE

Ready now, WILL'S big new 80 page 1951 CATALOG. Contains the finest in flowers, vegetables, fruits, berries, trees, evergreens, farm seed and original Pioneer Hybrid Corn. 80 illustrated pages. Special low prices on mail order. Our 68th year. Write **today** for free copy.

OSCAR H. WILL & CO.
Box 160, Bismarck, N. Dakota

GIANT HYBRID GLOXINIA SEED KIT



BLOOMS IN 5 MONTHS

Here's an inexpensive, practical way to grow a large collection of glorious Gloxinias. All guesswork is removed. You'll get over 100 Gloxinia plants, all different, some scarlet, some violet, some white, some with flowers that look like purple lace on a white background, some that look like polkadotted material. Some with white border on red flowers. A myriad of spectacular colors and patterns. Kit contains propagating box, special growing mixture, soil conditioner and 150 Gloxinia seeds selected from the finest strains of American and European growers. Complete, easily followed directions, plus a bulletin on "Care of Gloxinias." Send $1.25 to:

MAHR CO., Box 585, Dept. X4, Des Moines, Iowa

With regret we announce that we have been informed by the Mahr Company, the VELVET-LEAF PHILODENDRON they advertised in the December WORKBASKET is not now available.

www.antiquepatternlibrary.org 2026.07

Creative Commons 4.0 NC SA BY FREE DISTRIBUTION ONLY - NOT FOR SALE

(Continued from Page 41)

next 3 dc, work ends and sides as before, end with sl st.

Row 22, 23: Ch 3, dc in each of 2 dc, ch 8, sk ch, (sc in next ch lp, ch 6) 6 times, sc in next ch lp, (5 times in row 23), ch 8, dc in 3 dc, repeat around as before, end with sl st.

Row 24: Same as last row except for corners ch 10, (sc in lp, ch 6) 4 times, ch 10, and continue around.

Row 25: Ch 12 at corners and make three ch lps.

Row 26: Sl st across 3 dcs and 2 or 3 sts of long ch, ch 15, sk ch lp, (sc in next ch lp, ch 6) twice, sc in last ch lp, ch 15, sc in lp, * ch 10, sk 3 dc, sc over ch between dc groups, repeat from * across end, repeat corner, continue around sides in same manner, end with ch 10 and sc in last sl st.

Row 27: * Ch 18, sk long ch lp, sc in first ch 6 lp, ch 12, sc in next lp, ch 18, sc in sc, * (ch 12, sc in sc) 14 times across ends, repeat from * to * for corners; continue around sides in same manner as for ends and join as before.

Row 28: Ch 20, sk ch, (5 sc, ch 4 for a p, 5 sc) in corner lp, ch 20, sk ch, sc in sc, ch 12, sc in sc, continue making ch 14 lps or scallops across end, work corners as for first; continue around sides. Join and fasten off.

LOOK!

Special OFFER

MAKE $30 QUICKLY. Sell just 50 Super Profit Greetings Assortments $1 each — make $30! Vast complete line. No experience needed. Money back guarantee. Free Display and Approval Sample Boxes.

HERTELART, 305 W. Adams St., Dept. A-15, Chicago 6, Ill. FREE DISPLAY



HEAR RINGS HAVE GIVEN ME SECRET HEARING!

No "hard of hearing look" for you when lovely MAICO Hear Rings beautifully hide your secret. Few even suspect you have a correction. Send coupon today to learn how you, too, can look your best AND hear your best!

MAICO

THE MAICO CO., INC.
345 Maico Bldg., Mpls., Minn.

Tell me how I can hear in secret with "Hear Rings."

Name.....
St. & No.....
City.....State.....

SHELL DOILY IN CROCHETING

Different weights of thread and corresponding crochet hooks will make doilies of different uses from the directions. Very fine thread will make a pretty medallion suitable for vanity



(Continued on Page 48)

www.antiquepatternlibrary.org 2026.07

Creative Commons 4.0 NC SA BY FREE DISTRIBUTION ONLY - NOT FOR SALE

NEW PLASTIC HANDBAG



No.1502

VINYLITE PLASTIC PURSE! As lovely as leather and in a choice of brilliant, sparkling colors: White, Red, Green with White and Turf with White. Lined with Black rayon taffeta and closed with zipper. Here's your opportunity to have fun making beautiful handbags.

MAKE EXTRA MONEY

With this complete kit you can make extra money creating and selling plastic handbags. Easy and fascinating fun. Over 100% profit possible. Order today! Send name and address with only $1.00 for your complete kit.

COMPLETE KIT INCLUDES

- Wevo-Plastic strips, more durable than leather, to make lovely handbag. See color selection below.
- Plastic lacing to join the bag and liner.
- Bag liner of silk-smooth black rayon taffeta.
- Excellent zipper.
- Metal eyelets in liner and plastic binding along the top to make an interesting, unusual pattern.

SPECIAL OFFER

ONLY $1.00 POST PAID

SATISFACTION GUARANTEED

If not delighted with this wonderful craft kit, return and your $1.00 will be promptly refunded.

Send Order Today

MODERN HANDCRAFT, Dept. 735
2401 Burlington, Kansas City 16, Mo.

Please send me the complete kit No. 1502 special offer for only $1.00. I am to return it for refund if not delighted.

Name _____

Address _____ Zone _____

Town _____ State _____

MODERN HANDCRAFT, K. C. 16, MO.

www.antiquepatternlibrary.org 2026.07

Creative Commons 4.0 NC SA BY FREE DISTRIBUTION ONLY - NOT FOR SALE

AT LAST! SOMETHING NEW and SENSATIONAL in EVERYDAY CARDS

MAKE Extra MONEY FAST

Superb Satin Velour and Metallic
Show rich new cards never before offered. Get easy orders FAST! Amazing values low as 25 for $1. Up to 100% profit. **Free Samples** Scented Stationery, Charmettes, Napkins, Personalized Book Matches. 50 other Assortments retail from 60c to $1.25. Two $1 boxes ON APPROVAL. No experience needed. Start now — WRITE TODAY!

21 FOR $1

PURO CO., 2801 Locust St., Dept. 180-A, St. Louis 3, Mo.

BABY SHOES PRESERVED



and PERSONALIZED on a Beautiful, Modern 8 x 10 PICTURE FRAME

Here's thrilling news for mothers. Now preserve baby's precious shoes forever —together with favorite photo—on a big, beautiful modern-design picture frame that's personalized with baby's first name **engraved in gold.** Shoes preserved in their natural shape in metallic, bronze-like finish. Sturdy frame trimmed with brush gold. Complete with 8-16 inch crystal plate-glass for photo.

$5.95 • SEND NO MONEY! Just send shoes and first name of baby. Pay postman only $5.95 plus postage on delivery . . . Satisfaction guaranteed.

DURAMIC PRODUCTS, 1493 Clybourn, Dept. E-22, Chicago, Ill.

BIG—NEW CATALOG

Find HAPPINESS through creating things in your spare time. Giant Catalog lists 3000 items, 700 pictures. FREE Design of the Month Club. Specials for groups and schools. MAIL 25c for Big Catalog (refunded). Write today.

INCLUDES: Shells, Rhinestones, Pearls, Beadcraft, Leathercraft, Plastics, Textile painting, Miniatures, Dolls, Flower kits, Figurines, Pipecleaner and Chenille kits, and hundreds more.



SHELART STUDIOS

3203 6TH STREET SO. ST. PETERSBURG, FLA.



FREE CATALOG SAVE up to 50% ON

Sewing Supplies & Dressmaker Fabrics

SEND FOR FREE CATALOG TODAY

See the hundreds of sewing supplies, equipment and dressmaker fabrics in our new, big FREE Catalog. It's the encyclopedia of sewing economy. Compare—and SAVE MONEY! Every item backed by our ironclad MONEY-BACK GUARANTEE. It's easy to order, too. SAVE $ and $ —save time and labor. Send for FREE copy of valuable sewing economy Catalog today.

SEWING ECONOMY, INC.
50 Eldridge St., Dept. 101 New York 2.

(Continued from Page 46)

sets, scarfs, place mats, end tables, chair sets and dozens of other uses. A heavier thread, such as J. & P. Coats Knit Crosheen would make a very pretty mat for hot platters and dishes. These could be made in pairs and slipped over asbestos mats, or they could be lined with a contrasting color to become serviceable hot handle holders. In case of the two latter items, it is suggested that you omit the last round —the single crochet in every stitch, and work it over two pieces, leaving enough of an opening to slip over the mat.

Abbreviations: Ch (chain); st (stitch); sl st (slip stitch); sc (single crochet); rnd (round).

Rnd 1: Ch 10, sl st in first st to form a ring; ch 1, make 19 sc into ring and sl st to first ch to close.

Rnd 2: Ch 3, 2 dc in each sc, sl st to close—there will be 40 sts.

Rnd 3: Ch 3, 1 dc in same st, * 1 dc in each of next 3 dc, 2 dc in next st, ch 1, 2 dc in next dc, repeat from * around, ending with 1 dc, sl st to top of first 3-ch. This will make eight ch-1 points.

Rnd 4: Sl st to fourth dc, ch 3, 2 dc into same st; * shell of (3 dc, ch 1, 3 dc) into each ch-1 sp of rnd below, and 5 dc into next fourth dc, repeat from * around, 2 dc to complete first shell, sl st to close rnd.

Continue in same manner for 5 more rnds, with 2 ch for first rnd, 4 ch for the next, then, 6, 8 and 10 ch; complete with a rnd of sc in each st around edge, making 12 or 13 sc over long chs between shells.

Old powder puffs after being laundered, can be put to use for a number of different things. Keep them handy to use as scouring pads, for applying shoe polish, or to do the job of cleaning piano keys.

www.antiquepatternlibrary.org 2026.07

Creative Commons 4.0 NC SA BY FREE DISTRIBUTION ONLY - NOT FOR SALE

Knitted Insertion

Attractive and dainty for pillow slips, scarfs and other articles for household use. Use thread and needles



in accordance with the purpose for which the insertion is to be used.

Abbreviations: K (knit); p (purl); tog (together); sts (stitches), O (yarn over).

Cast on 16 sts.

Row 1 and 2: K 16 sts. All even rows are k.

Row 3: K 2, (O, k 2 tog) 3 times, k 8.

Row 5: K 3, (O, k 2 tog) 3 times, k 7.

Row 7: K 4, (O, k 2 tog) 3 times, k 6.

Row 9: K 5, (O, k 2 tog) 3 times, k 5.

Row 11: K 6, (O, k 2 tog) 3 times, k 4.

Row 13: K 7, (O, k 2 tog) 3 times, k 3.

Row 15: K 8, (O, k 2 tog) 3 times, k 2.

Row 17: K 9, (O, k 2 tog) 3 times, k 1.

Begin again at row 1 and repeat for desired length.

Make this $7.50 handbag yourself for just $1.00

All you add is the fabric!

- **The FRAME-N-ALL kit includes metal snap frame and decorative metal accessories!**
- **You get complete, step-by-step, *illustrated* cutting and sewing instructions and cut-out pattern!**



Ready-made, this FRAME-N-ALL Handbag would cost *at least* $7.50. You can have it for just $1.00 and the cost of the fabric of your choice! You need no special sewing skill to get professional-looking results. Even the shirring requires no sewing! Everything's been done for you except the actual cutting, simple sewing and selection of fabric! What could be easier or more economical?

(FRAME-N-ALL IS AVAILABLE IN A CHOICE OF STYLES FOR DAYTIME, SPORTS AND DRESS)

Send for Your FRAME-N-ALL Kit TODAY!

MAIL THIS COUPON TODAY!

ROBERTA HANDBAG CO.
Dept. 106
245 West 28th Street
New York 1, N. Y.

SORRY, NO C.O.D.'s!

Enclosed is $1.00 (Check ☐ Money Order ☐)
Please send Frame-N-All to:

Name.....

Address.....

City.....Zone.....State.....

www.antiquepatternlibrary.org 2026.07

Creative Commons 4.0 NC SA BY FREE DISTRIBUTION ONLY - NOT FOR SALE

Knitted Lace

Here is a very desirable lace edge to use on slips, scarf ends and many other sundry uses. Use thread and needles in accordance with the purpose for which the lace is intended.

Abbreviations: K (knit); p (purl); tog (together); O (yarn over); sts (stitches).

Cast on 14 sts.

Row 1: K 3, (O, k 2 tog) 3 times, k 2, O, k 3.

Row 2: K this row and all even rows.

Row 3: K 4, (O, k 2 tog) 3 times, k 2, O, k 3.

Row 5: K 5, (O, k 2 tog) 3 times, k 2, O, k 3.

Row 7: K 6, (O, k 2 tog) 3 times, k 2, O, k 3.

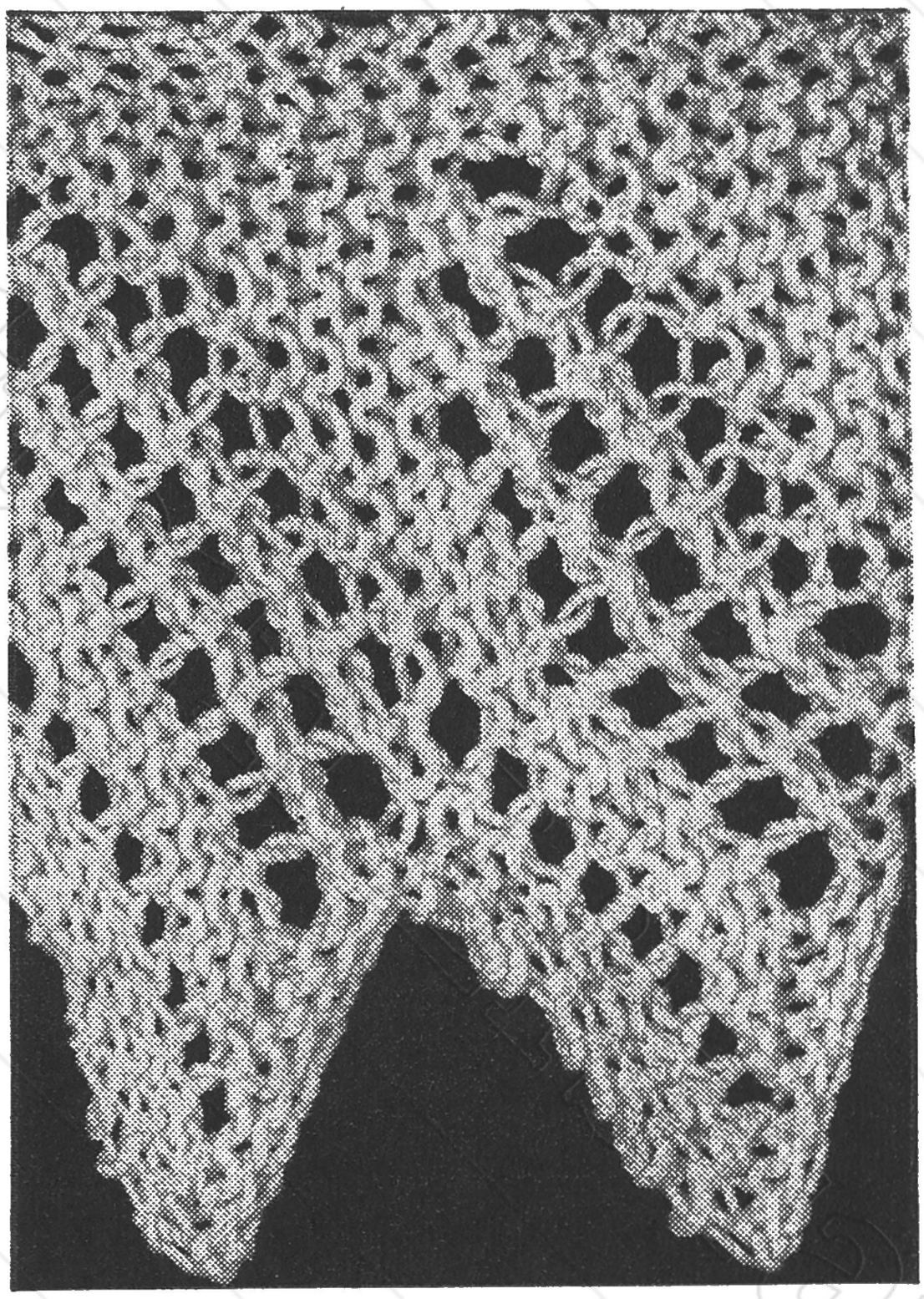

Row 9: K 7, (O, k 2 tog) 3 times, k 2, O, k 3.

Row 11: K 8, (O, k 2 tog) 3 times, k 2, O, k 3.

Row 13: K 9, (O, k 2 tog) 3 times, k 2, O, k 3.

Row 15: K 10, (O, k 2 tog) 3 times, k 2, O, k 3.

Row 17: K all 22 sts.

Row 18: K and bind off 8 sts, k remaining 13 sts.

Row 19: Begin at row 1 and repeat for desired length of needed lace.

LADIES!

NEW CAR GIVEN AS BONUS!

TAKE ORDERS FOR NATIONALLY ADVERTISED NYLONS!

GUARANTEED NINE MONTHS

Sensational guarantee creating a tremendous demand for Wilknit Nylons! If they run, wear out or even snag from any cause whatever ... within NINE MONTHS ... depending on quantity ... they are replaced FREE of CHARGE. No wonder it's easy to quickly build up fine, steady, year-'round income. Earnings start immediately. Look at these exceptional figures — Ralph Shearer made $67.11, **first week**—Mrs. Paul Estes, $42.92 —Mrs. Ivey Gentry, $43.37. Doris Jensen in addition to making as much as $17 in a single day, earned 2 cars as EXTRA Bonuses. Learn how you can make money in your spare or full time without a bit of previous experience.

EARNED NEW CAR AND AS MUCH AS $29.35 IN ONE DAY

That's the exceptionally fine record of Vivian G. Root with the famous WILKNIT HOSIERY LINE. **Other exceptional earnings for first week's work:** Mrs. Arnold Junge, Mich., $64.68; Mrs. Fred Pillath, Jr., Wisconsin, $41.82; Mrs. Morton Houze, Ga., $48.92; Mrs. Hazel McLean, Ill., $40.35; Mrs. Pearl Elvern, Minn., $63.87; Mrs. Pete Dickson, Ohio, $81.32. Offer of New Chevrolet as an Extra Bonus open to EVERYONE.

Send name for Facts FREE

SEND NO MONEY!

97 Styles Colors Sizes

When you send for Selling Outfit. I also send your choice of Nylons or Socks for your personal use. Don't lose a minute. Rush name on penny postcard for full money-making facts on Sensational Sales Kit. Send hose size, too. **Lowell Wilkin**

WILKNIT HOSIERY CO.
231 Midway, Greenfield, Ohio

SEND HOSE SIZE
I send Nylons or socks for your own use with your sample outfit.

BE A Nurse

MAKE $35-$45 A WEEK

Practical nurses are needed in every community ... doctors rely on them ... patients appreciate their cheerful, expert care. You can learn practical nursing at home in spare time. Course endorsed by physicians. 52nd yr. Earn while learning. High School not required. Men, women, 18 to 60. Trial plan. Write now!

CHICAGO SCHOOL OF NURSING
Dept. 521, 41 East Pearson Street, Chicago 11, Ill.
Please send free booklet and 16 sample lesson pages.
*Name*_____
*City*_____ *State*_____ *Age*_____

www.antiquepatternlibrary.org 2026.07

Creative Commons 4.0 NC SA BY FREE DISTRIBUTION ONLY - NOT FOR SALE

Collar or Doily Tatted Edge

Tatting is combined with rick rack to make this pretty and dainty edge that is suitable for a variety of things. This edge was made in two colors of half inch wide rick rack and variegated tatting thread, size 30, but one color would be very pretty. Use ball and shuttle. The edge measures about 2 inches at the widest point.



Abbreviations: Ds (double stitch); p (picot); cl r (close ring); r (ring); ch (chain).

Fasten ends of two pieces of rick rack, white and a color, and twist together. With shaded crochet cotton to match, make a r of 6 ds, join to point of rick rack, 6 ds, cl r. Make another r of 6 ds, join to next point of rick rack, 6 ds, cl r, turn. Ch 7 ds, p, 7 ds, turn. Make a r of 6 ds, join in next point, 6 ds, cl r, continue around rick rack in this manner.

Next row: Make a r of 6 ds, p, 6 ds, cl r, turn. * Ch 3 ds, p, 9 ds, join in p of ch, 9 ds, p, 9 ds, p, 3 ds, turn.

(Continued on Page 52)



REAL PANSY COASTERS

Made by embedding real pansies in Castolite, a new liquid casting plastic. You can embed real flowers, butterflies, shells, medals, etc., to make unusual jewelry, buttons, trays and many other objects. Use home tools. Write for new FREE folder "Liquid Magic" showing things you can make. Many ideas for extra cash in 1951.

Castolite, Dept. A-35, Woodstock, Ill.

SAVE MONEY!

Make Your Own Beautiful Rugs

Decorate your home with soft, luxurious rugs, purses, pot holders made by easy method. Weave with 100% wool converted from used refinished papermaker's felt. Direct from factory prices save you money . . . 10 gorgeous colors. No experience required. It's fun!



ORDER WHILE LOW PRICES LAST . . . Amazing values—**55c** pound, 25 pounds or over. Less than 25 pounds, **65c** pound. Only 10c pound extra to cut in strips 1½" wide, 1", ⅜", or ¼". State colors. FREE with order: Rug Braiders, Instruction Manual, Rug Lacers. Shipped C.O.D. if desired. Money back guarantee. Order today!

BLOOMFIELD WOOLEN COMPANY
DEPT. 8-A BLOOMFIELD, INDIANA

LEARN AT HOME TO BE AN EXPERT MILLINER



IT'S FUN—IT'S PROFITABLE

You look smart—you *are* smart—when you learn professional millinery! You can earn spare time profits, work as a designer, or open a shop of your own. We train you at home, provide all materials, including blocks. Low cost. Easy terms. *Send coupon below for valuable free booklet.*

LOUIE MILLER SCHOOL OF MILLINERY
225 N. Wabash Ave., Dept. MI-1, Chicago 1, Ill.

Please send me your valuable FREE booklet describing your training course in Professional Millinery.

Name_____

Address_____

www.antiquepatternlibrary.org 2026.07

Creative Commons 4.0 NC SA BY FREE DISTRIBUTION ONLY - NOT FOR SALE

NYLON YARD GOODS

45 INCHES WIDE—100% Pure Nylon cut from a full roll to your order. White only. An excellent, durable quality, perfect for dresses, blouses, curtains, dozens of other uses. It's easy to dye, to launder, never needs ironing, dries one hour. Send check or M.O. today. If C.O.D. send $1 deposit. Money back guarantee. Only a limited amount left.

90c per YARD On orders of 10 yards or more. Postpaid.

Less than 10 yds.: 95c per yard.

AMERICAN AGENCY, 799-C Broadway, New York 3, N. Y.

STAMPED GOODS FOR EMBROIDERY AT WHOLESALE PRICES

FREE ILLUSTRATED CATALOG

SAVE MONEY—Obtain lovely art needlework direct from manufacturer and get the benefit of wholesale prices. Complete line of stamped linens, cottons, pillow cases, luncheon sets, scarfs, tablecloths, infants' items, etc. Also big selection yard goods.



WRITE FOR FREE 28-PAGE CATALOG

EMBROIDERY GUILD
740 Broadway, Dept. 102
New York 3, N. Y.

MONEY for YOU



and your club, too!

Make extra cash quickly and surely! All you do is **show** famous Midwest Greeting Cards for all occasions . . . so exquisitely lovely, such big values, they **sell themselves!** Gorgeous 21-card $1 assortment brings you up to $50, $100 or more in your spare time! Big profits, too, with new Scented Stationery, Children's Books, Gift Wraps and Gift Items. **Exclusive** Secret Pal, Eastern Star Cards sell fast.

CASH FOR CLUBS!

Members can raise money easily and enjoyably in spare time selling Midwest Greeting Cards. No experience needed. Also special home party plan. Samples on approval. Write!

Write For SAMPLES

MIDWEST CARD CO.
1113 Washington Ave., Dept. F-65, St. Louis 1, Mo.

MAKE *Extra* MONEY!



A DELIGHTFUL CAREER—SPARE OR FULL FIME—WITH FAMOUS

HOOVER Uniforms

A permanent big-income business for you—spare or full time! Experience not necessary. Take orders for famous Hoover line of smart, colorful uniforms for waitresses, beauticians, nurses, doctors, etc.—including DuPont Nylon Uniforms. HOOVER *Uniforms* are known everywhere for smart, dressmaker styling plus top quality and value. **Complete Style Presentation,** actual sample fabrics, and full instructions for starting. All supplied FREE. Write fully today.

HOOVER UNIFORMS
Dept. AK-26, New York 11, N.Y.

(Continued From Page 51)

Make a r of 6 ds, p, 6 ds, cl r. Make another r of 6 ds, join in p of first r, 6 ds, cl r. Make another r of 6 ds, p, 6 ds, cl r, (cloverleaf made), turn. Ch 3 ds, join in p of ch, 9 ds, p, 3 ds, turn. Make a r of 6 ds, join in p of last r, 6 ds, cl r. Make another r of (6 ds, p, 6 ds, cl r) twice, turn. Ch 3 ds, join in p of ch, 9 ds, p, 3 ds, turn. Repeat the cloverleaf, fastening into p of last r. Ch 3 ds, join in p of ch, 9 ds, join in p of ch, 9 ds, join in p of upper ch, 9 ds, p, 3 ds. Make r of 6 ds, join in p of middle r of cloverleaf, 6 ds, cl r and continue from beginning.

Tatting With Fine Lace and Insertion

Use ball and shuttle and white or colored tatting thread. One-half inch width insertion and lace are used.

Join thread to insertion, ch 5 ds, join to lace, 5 ds, join to insertion, 5 ds, continue across, joining the lace and insertion in this way.

Join thread to other side of lace, ch 4 ds, p, 4 ds, join in lace about ¼ inch from last joining (follow along scallop), 4 ds, p, 4 ds, continue across.

New row: Make a r of 4 ds, join in p of first ch, 4 ds, cl r. Make another r of 4 ds, join in p of next ch, 4 ds, cl r. Turn, ch 3 ds, short p, 2 ds, long p, 2 ds, short p, 3 ds, turn. Make a r of 4 ds, join in same p where last r was joined, 4 ds, cl r. Make another r of 4 ds, join in p of next ch, 4 ds, cl r, continue across.

Before ironing a garment which cannot stand high temperature, test the heat of the iron on a piece of rayon material which has been pinned at the end of your ironing board for that purpose.

www.antiquepatternlibrary.org 2026.07

Creative Commons 4.0 NC SA BY FREE DISTRIBUTION ONLY - NOT FOR SALE

Crochet Edge

Make a chain the desired length and crochet this simple edging that is quite suitable for towels, scarfs or even handkerchiefs. The edge measures about 1¼ inches wide, if number 30 thread and a size 11 crochet hook is used.

Abbreviations: Ch (chain); st (stitch); sl st (slip stitch); sk (skip); sp (space); p (picot); dc (double crochet).



Make a ch the desired length.

Row 1: Dc in 5th st from hook, * ch 1, sk 1 st, dc in next, repeat from * across for a row of sps.

Row 2: Ch 1, turn, sl st in sp, ch 4, dc in same sp, (dc in next sp, ch 1, dc in same sp) twice—3 small shells made, * ch 2, sk sp, make a small shell (dc, ch 1, dc in same sp) in each of next 3 sps, repeat from * across row.

Row 3, 4, 5: Ch 5, turn, dc in shell, shell in each of next 2 shells below, * ch 2, shell in each of 3 shells below, repeat from * across.

Row 6: Ch 3, turn, * sl st in center shell, ch 2, dc in sp, ch 1, (2 dc, ch 1) 3 times in same sp, dc in same sp, ch 2, repeat from * across.

Row 7: Turn, sl st over ch 1, * (ch 3, sl st in first ch for a p, ch 2, sl st in next shell) 3 times, ch 3, sl st in first ch for another p, sl st in sl st, ch 2, sl st in next shell, repeat from * across.

A good way of getting only the desired amount when using food coloring is to insert a soda straw into the bottle, cover the top with your finger tip, and release the color drop by drop by quickly raising and replacing finger.

IT'S WONDERFUL TO HEAR AGAIN



and there's no HEARING-AID IN MY EAR—thanks to this amazing invention!

YES, I LAUGH at my deafness now because I hear birds singing again, music, loved one's voices, *even whispers* perfectly! And there's no tell-tale ear button to discomfort or embarrass me, no headband, no pressure of any kind! Yes, now I hear better than ever, thanks to ACOUSTICON'S amazing new invention that requires absolutely no "hearing aid" in either ear!

SEND FOR FREE DETAILS

Whether or not *you* wear a hearing aid, you should find out about this wonderful FULLY GUARANTEED new ACOUSTICON invention at once—without cost or obligation. For FREE INFORMATION, and to learn how you may enjoy an ABSOLUTELY FREE TRYOUT, fill in and mail the coupon *right now*, while you have it in mind!

ACOUSTICON
at Radio City, 6 W. 49th St., N. Y.

ACOUSTICON, Dept. M-193
6 W. 49th St., N. Y. 20, N. Y.
Please send me full information, absolutely FREE, about your wonderful new hearing invention that requires no device in either ear and no headband.

Name.....

Address.....

City.....Zone.....State.....

www.antiquepatternlibrary.org 2026.07

Creative Commons 4.0 NC SA BY FREE DISTRIBUTION ONLY - NOT FOR SALE

Opportunities Knock



The charge for classified advertisements is $1.25 a word payable in advance by check, cash or money order. All classified set solid, without display, leading, or blank space. All copy subject to publisher's approval. For clarity, please type or print your copy. Be sure that check, currency or money order accompanies copy. When figuring the number of words be sure to include name and address. For example: A. E. Smith, is three words. Send your copy in at once. Closing date for classified advertising is the first of the second month preceding publication.

AGENTS WANTED

NEW "SPONGE" Wall Cleaner. Erases dirt like magic. Wallpaper, painted walls, ceilings. Saves redecorating. Lightning seller. Samples sent on trial. Kristee 121, Akron, Ohio.

GENUINE FUR Coats, Capes, Jackets. Lowest prices. Free wholesale catalog. HMJ, 150X W. 28, NYC.

SELL DUPONT Nylon Uniforms. Complete line famous exclusive Hoover Styled nylon uniforms for beauty shops, nurses, doctors, waitresses, others. Best quality, splendid values. Exceptional income. Real future. Equipment free. Write fully. Hoover, Dept. K-115, New York 11, N. Y.

SELL BELL Kurl Klasp. Enjoying greatest acceptance of all clasps for pin curls. Every woman potential customer. Gift chest sells for $1.50 fair traded. You double your investment. Write Jo-Bell Products, Inc., 4840 S. St. Louis Ave., Chicago, Dept. W4 for details.

BE A Money Maker . . . Use your home as magazine headquarters. Liberal commissions. No experience—No capital needed. Everything furnished. Write for Free Catalog. McGregor Magazine Agency, Dept. 710, Mount Morris, Ill.

EXCEPTIONAL EARNINGS Selling Famous Bostonian shirts. Spare time, full time, sideline. Sales kit, actual fabrics, free. Bostonian, 89 Bickford, Dept. B-73, Boston 30, Mass.

WHERE TO buy 800,000 articles direct from manufacturers. Including hundreds of scarce items. Sent free, "Your Profits Under The Spotlight". Glass Publishing Co., Ellwood City, Pa.

AMAZING EARNINGS For Party Plan Women Demonstrators of Plastic Home Products that are sweeping the country. No experience necessary. Write for Free Demonstration Kit, details. Princess Plastics, Dept. L-5, 2722 LaSalle, St. Louis, Mo.

ABSOLUTELY FREE! Big package actual sample fabrics and style presentation of dresses, lingerie, hosiery, etc. Take orders. Commissions big. Send no money. Melville Co., Dept. 7043, Cincinnati 3, Ohio.

"FOG-STOP" Windshield Cloth. Instantly removes blurry Mist, Frost, Sleet, Snow. Stops windshield fogging. Samples sent on trial. Kristee, 122, Akron, Ohio.

ART, ART SUPPLIES

STENCILS FOR Textile Painters—Now available, especially designed shaded stencils with complete pattern printed on each sheet of stencil set. Many designs to decorate towels, curtains, ties, blouses, pillowcases, etc. Send 25c in coin for sample stencil set, directions for painting and design listing. Aluminum Art Products, 225 W. 8th Street, Kansas City 6, Mo.

ARTIFICIAL FLOWERS, SUPPLIES

ARTIFICIAL FLOWER Material. Fibre. Paper. Leaves. Earwires. Rhinestones. Free Price List. Dali, 5801H Cermak, Cicero, Ill.

BEADS

BEADS: All kinds. Send stamp for New Necklace designs. Imperial Bead Co., W1905 Marmion Ave., New York 60, N. Y.

BUSINESS OPPORTUNITIES

100 MARKETS FOR Handicrafts. Crochet, knit, leather, novelties, etc. Big Buyers Bulletin, $1.00. Free details. Research, 2409 12th Ave., Los Angeles 18, Calif.

FABULOUS EARNINGS — Fascinating pastime. Growing Genuine, living miniature (Ming) Trees. New sensational Business or Hobby. Astounding information Free. Dwarf Gardens, Box 355G, Briggs Station, Los Angeles 48, Calif.

PROFITABLE HOME Business. Make fast-selling Easter, Mother's Day flowers, monkey trees, dolls. Literature free. Velva, Dept. Q, Bohemia, N. Y.

MANUFACTURE YOURSELF; Cleaners, Polishes, Cosmetics. Catalog Free. Kempico, Parkridge, Ill.

CANDLEMAKING. Fascinating! Profitable! Easy! Detailed instruction manual, $1.00. Satisfaction or refund. Robins, 2 Sylvan Lake, Mundelein, Ill.

MAKE MONEY making new greaseless doughnuts at home with electric machine. Wholesale to grocers, drug stores, cafes, hamburger shops. Send for free recipes and plans. Arthur Ray Company, 3605 South 15th Ave., Minneapolis 7, Minn.

www.antiquepatternlibrary.org 2026.07

Creative Commons 4.0 NC SA BY FREE DISTRIBUTION ONLY - NOT FOR SALE

CACTI

FREE CACTI . . . Three Different Rare Flowering Cacti, including beautiful Mexican Golden Ball. Send 25c mailing charges, Aunt Pat, Edinburg, Texas.

CONTESTS

CONTESTANTS! We Help. United Puzzlers, 13-L Earl, Red Bank, N. J.

DRESDEN CRAFT

DRESDENCRAFT SUPPLIES! Figurines, Paints, Brushes, instruction books. Lowest prices. Photo-illustrated catalog only 10c postpaid. Klosterman's, 954F Arcade, St. Paul, Minnesota.

EARTHWORMS

$200 MONTHLY. Raising Earthworms, Backyard. Booklet 25c. Marvin Dickman-L, Willow Springs, Mo.

FASHION DESIGNING

DESIGN SMART Fashions for yourself or others. Fascinating, profitable field. Learn at home in spare time. Practical basic training. Sound "learn-by-doing" method. Write for free booklet. National School of Dress Design, 835 Diversey Parkway, Dept. 1192, Chicago 14, Ill.

FEMALE HELP

SELL—finest nylon hosiery insured against everything, snags, runs, holes. Demonstration kit free to you with actual sample stocking. American Mills, Dept. 384, Indianapolis.

YOUR PERSONAL Lingerie free as bonus—extra cash besides—introducing sensational "Curve-Tailored" idea to friends. Outfit Free. World's-Star, Dept. A-79, Grand Rapids, Mich.

WOMEN WHO can Sew and Alter dresses, make extra money part time taking orders for big manufacturer. All sizes. Amazing values. Everything furnished. Harford Frocks, Dept. D-235, Cinncinati 25, Ohio.

WOMEN EARN money at home. Sew our ready cut "Rap-A-Round." Easy—profitable. Hollywood Mfg. Co., Dept. V-1, Hollywood 46, Calif.

MAKE MONEY Calling on Friends! Show nationally advertised Greeting Card Assortments—new All-Occasion Assortment and laugh-packed Barrel-of-Fun Assortment. Sells for $1.00—up to 50c profit for you! Also Personal Notes, Gift Wrappings, Stationery, Gift Items, others! Get Two assortments on approval. Write Wallace Brown, 225 Fifth Ave., Dept. R-4, New York 10.

FIGURINES

FIGURINE HEADQUARTERS, 512-514-516 Cedar Avenue, Minneapolis, Minn. The largest manufacturer of figurines in the Midwest. Send 50c for photo illustrated catalog containing complete instructions on how to decorate figurines, plaques, lamps, boxes, etc.

HOBBIES

LEATHERCRAFT, COPPER Tooling, Textile Painting. Free illustrated catalog shows everything you need. Kit Kraft, 7377-A Melrose, Hollywood 46, Calif.

HOME SEWERS WANTED

WOMEN—WITH Sewing Machine. Possible to make $4 to $12 daily. Fast, easy. Choose the sewing that suits you. Send 20c to cover cost of folders and working details. Industries, Box 400-WB, Beaver Dam, Wis.

JEWELRY & FINDINGS

RHINESTONES, JEWELRY settings, cameos, sequins, beads. Catalog Free. J & M Novelties, Dept. CA-2, Griffith, Ind.

RHINESTONES — PEARLS — Moonstones, wholesale. Patrician Import Company, 1818 Monroe, New York 57.

GOLD PLATED Jewelry supplies. Rhinestones, Pearls. Illustrated catalog, only 10c. Barry's, 47-J Branford Place, Newark 2, N.J.

MAKE YOUR Own Jewelry For Amazing Profits. It's easy and fun. Kit includes settings, Black Opals, and Other Gems, $1.00 postpaid. C.O.D.'s accepted. Our Lady's Gift Shop, Box 171, Dept. W, Andover, N. J.

MISCELLANEOUS

PIANO ROLLS—New, used, sold, exchanged. Susie Ketchum, Box 1058-B, Springfield, Ill.

INDIAN BEAD Work, Buckskin, Beads, Feathers, Moccasins, Wigs, Supplies; buying direct from Indians; prices reasonable; free list. Pawnee Bill's Indian Trading Post, Box 35-W, Pawnee, Okla.

BOOK ON Coin Values, 75c. Sunflower, Box 794, Wichita, Kans.

NURSES TRAINING SCHOOLS

MAKE UP to $30-$40 Week as a Trained Practical Nurse! Learn quickly at home. Booklet free. Chicago School of Nursing, Dept. M-12, Chicago.

OF INTEREST TO WOMEN

GUARANTEED Hose Mending — Nylon, Rayon, Silk. Mail with 35c per hose to Dickerson Hose Mending, 519 N. Quincy, Sedalia, Mo.

FREE! Postcard brings housewares, gift catalog. New home sewing helps. Johnson Brothers, Morris 13, Ill.

HOUSEWIVES: SEVEN new household helps makes your work easier, faster and more pleasant. Free details. Stanwillco, Fostoria, Ohio.

MAKE MONEY Sewing At Home. Part or full time. We instruct. Write Jud San Products, 11714 Chesterfield Ave., Dept. W, Cleveland, Ohio.

OLD GOLD & JEWELRY WANTED

HIGHEST CASH Paid For Old, Broken Jewelry, Gold Teeth, Watches, Silverware, Diamonds, Spectacles. Free Information. Satisfaction Guaranteed. Government Licensed. Rose Smelting Company, 29-WB East Madison, Chicago.

www.antiquepatternlibrary.org 2026.07

Creative Commons 4.0 NC SA BY FREE DISTRIBUTION ONLY - NOT FOR SALE

PHONOGRAPH RECORDS

BIRD TRAINING Records. Parrakeets—Canaries—Parrots, (Whistling, Talking) $2.00 Plus Postage. Champion Talker, Inc., 3931 Avery, Detroit 8, Mich.

PHOTOS, COLORING, FINISHING

OIL COLORING photographs can be a fascinating hobby or profitable sideline for those with artistic talent. Learn at home. Easy simplified method. Send for free booklet. National Photo Coloring School, 835 Diversey Parkway, Dept. 1192, Chicago 14, Ill.

PLASTICS

NEW LIQUID plastic. Clear, colors. Cast without heat. Embed flowers, insects, coins. Saw, drill, carve. Free Folder, "Liquid Magic," shows fine things you can make and sell. Write today. Castolite, Dept. A-135, Woodstock, Illinois.

STAMP COLLECTING

FREE! Beginner's Collection! With Lists! Stampmart, Box 2071, Hartford 1, Conn.

WATCHES WANTED

HIGHEST CASH Prices Paid Promptly for used or broken watches in any condition. Also broken jewelry, spectacles, dental gold, diamonds, etc. Mail articles today or write for Free shipping container. Lowe's, Dept. WB, Holland Bldg., St. Louis 1, Mo.

YARN

YARN: FREE samples & Directions. All wool knitting & Rug Yarns, Patterns & Frames. Lowest prices. Buy direct. Bartlett Yarn Mills, Box 44, Harmony, Maine.

(Continued from Page 32)

upkeep of the town's Liberty Plain Cemetery.

When Mrs. Loring started making aprons, she had two or three standard patterns. Now she uses a file of over 100 patterns, many of which she has designed herself. She gets some from swapping with her many interested customers too.

Often a purchaser decides to make her own apron out of the material Mrs. Loring has sold her. So Mrs. Loring deftly cuts out a pattern from a newspaper and gives it smilingly to the customer. The "Apron Lady" has a unique design for the bride—a "bustle apron" made of taffeta. Her "slack apron" is popular in the summer for outdoor picnics. This is cut with legs, and bordered at the bottom with white insertion, through which is run black ribbon. For her "shadow apron" she uses dainty white organdie placed over gay chintz or other brightly colored material. She uses organdie ruffles, rick-rack braid, pastel shades of eyelet cotton to make each apron as different and appealing as there are people to wear them. She makes all kinds of aprons for all kinds of occasions.

Even during the World War II shortages, Mrs. Loring's resourcefulness never lagged. She continued to make aprons from brightly colored handkerchiefs, gay napkins, or tablecloths. She would cut out colorful medallions and sew them on plain material.

Her first love in the work of aprons is the lowly but practical kitchen apron —the kind that slips on over the head and covers its wearer completely. Into these she cleverly puts style and never forgets a roomy pocket into which a housewife conveniently thrusts odds and ends.

Mrs. Loring has kept an accurate account in her little black apron book, of each apron completed. In seven and one-half years she reached her 10,000 mark. She hit a record-breaking month in November, 1946, when she made from start to finish, all by hand, 252 aprons.

Mrs. Loring is a jolly, good natured, efficient woman of 74, who runs her own house for herself and her chicken-farming husband, as well as working in the shop four nights a week. Her flower garden and her flower arrangements are a combination of her love of beauty and her skill in making that beauty the joy of others. Her colorful nasturtium beds and gorgeous chrysanthemums are a silent tribute to her care and love of flowers. She is never too busy to walk through her garden to give a visitor or a friend a little touch of beauty and happiness.

www.antiquepatternlibrary.org 2026.07

Creative Commons 4.0 NC SA BY FREE DISTRIBUTION ONLY - NOT FOR SALE

LARGE COLORFUL NEW 100% WOOL PIECES

SIZED UP TO 55" X 12". ALL FAMOUS NAME MEDIUM WEIGHT SOFT FABRICS!





Separately packaged for BRAIDING *and* HOOKING

AT AMAZING SAVINGS

All top quality and weights—complete color range—picture directions—gift patterns and tools. Our supplies and materials cut costs and give you the most out of every cent and every second spent braiding and hooking.

EASY AS LACING SHOES

Even if you've never sewn a seam before, get started now with this fascinating, money-saving (and even money-making) hobby. Our step-by-step picture directions make hooking fun and braiding as simple as doing your hair. And our GIFT kits give you all the essential tools to start creating beautiful rugs right now using your old blankets, etc., plus our new materials.

WE DON'T DARE DISAPPOINT YOU

If you're not satisfied we lose. Here's how. With our Jumbo Multicolor Specials we include gift instructions, patterns and tools. If not delighted you keep gift tools, patterns and instructions and return only purchased items within ten days for full refund. We must deliver quality. But act fast—we may not be able to replace our stocks at these low prices.

JUMBO MULTICOLOR SPECIALS

OFFER 1 — 3½ Lb. Pkg.
ENOUGH FOR: 4 sq. ft. braided rug worth $10 or 6 sq. ft. hooked rug worth $15
$2.48 C.O.D. Plus Post.

OFFER 2 — 7 Lb. Pkg.
ENOUGH FOR: 8 sq. ft. braided rug worth $20 or 14 sq. ft. hooked rug worth $30
$4.50 C.O.D. Plus Post.

OFFER 3 — 20 Lb. Pkg.
ENOUGH FOR: 25 sq. ft. braided rug worth $62 or 40 sq. ft. hooked rug worth $100
$9.95 C.O.D. Plus Post.

GIVEN AWAY!
With Jumbo Braiding order! Complete Booklet of Patterns, Instructions, Aluminum Lighting—Fast Braid Lacer!

GIVEN AWAY!
With Jumbo Hooking order! Complete Booklet of Patterns, Instructions, Hardwood handle hooking needle!

Shopper's Specials! Compare Our Prices!

AMAZING BARGAIN!
ALL BLACK WOOL PIECES
Same size and quality as above. Specify for braiding or hooking. Minimum order 3 lbs.
39c lb. c.o.d. plus post.

"SLIM JIMS"
100% Wool Pieces
39c LB. Perfect for hooking. Multi-colored — 1" to 3" wide, up to 50" long.
10 lb. packages only
$3.90 Each c.o.d. — plus postage

SPECIAL COLORS
ANY SPECIAL COLORS **85c** per pound c.o.d. plus post.
WHITE WOOL PIECES **$1.50** per pound c.o.d. plus post.
Minimum order 3 lbs.

RED ROLLS
At terrific savings!
Bright red wool flannel rolls. All 3" by 180" and identical in shade.
5 rolls **$1.00** c.o.d. plus post. Minimum order 5 rolls.

BARGAIN RUG BRAIDER SET
Complete set of rug braiders. Makes braiding easy. Full instructions. **49c**
c.o.d. Plus postage.

GIBSON MILLS, INC.
Box 181, Dept. JA
Canal St. Sta., N. Y. 13

Please send me C.O.D. plus postage items on enclosed list. I want to make:

☐ **BRAIDED RUGS** ☐ **HOOKED RUGS**

Also include gift book, patterns, tools and instructions with Jumbo orders. If not delighted, I may return merchandise within 10 days for full refund and still keep my gift kit. $2.00 deposit on orders over $9.00. Minimum order $1.50.

GIFT BOOK!
With every order The Complete Guide to Braiding and Hooking.

Name.....

Address.....

City and Zone.....State.....

www.antiquepatternlibrary.org 2026.07

Creative Commons 4.0 NC SA BY FREE DISTRIBUTION ONLY - NOT FOR SALE

Fun and Fancy

Approximately 500 yards of number 30 mercerized crochet thread are required to make this doily; use a number 13 steel crochet hook. It is a very simple and easy pattern. The doily measures about 14 inches in diameter. Ecru or color or even variegated thread would be nice for this doily.

Abbreviations: Rnd (round); sk (skip); sl st (slip stitch); sp (space); lp (loop); ch (chain); st (stitch); sc (single crochet); dc (double crochet); long st—to make, pull thread through and out about ¼ inch, ch 1 at end of lp; tr (treble)—thread over twice and work off 2 lps at a time; dtr (double treble) —thread over hook three times, work off 2 lps at a time; dtr cluster—(double treble cluster)—retain last lp of each dtr on hook, thread over and pull through all lps at once.

Ch 8, join with sl st in first st to make a ring.

Rnd 1: Ch 1, 20 sc in ring, sl st in ch 1.

Rnd 2: 2 long sts in first sc and in



www.antiquepatternlibrary.org 2026.07

Creative Commons 4.0 NC SA BY FREE DISTRIBUTION ONLY - NOT FOR SALE

each sc around, end with a sl st in top of first long st.

Rnd 3: Ch 1, sc in top of each long st around, end with sl st in ch 1.

Rnd 4: 1 long st in each sc around, end with sl st.

Rnd 5: Same as rnd 3.

Rnd 6: 2 long sts in each sc around, end with sl st in top of first long st.

Rnd 7: Ch 8, sk 4 long sts, dc in next st, (ch 5, sk 3 long sts, dc in next long st) 12 times, ch 5, sk 4 long sts, dc in next long st, (ch 5, sk 3 long sts, dc in next long st) 12 times, end with sl st in third st of ch-8, making 26 sps around.



Rnd 8: Ch 1, * draw out a long st in the length of ch-5 below, ch 1, sc in dc, ch 1, repeat from * over all 26 sps, end with sc in first sc.

Rnd 9, 10, 11, 12: Same as rnd 8, draw sts on each rnd a little longer than the one before so doily will lay flat.

Rnd 13: Ch 9, sc in sc, * ch 8, sc in sc, repeat from * 24 times, end with

She Makes Good Money

...JUST CHATTING WITH FRIENDS!

LOTS of people now make extra money—showing lovely boxed assortments of All-Occasion greeting cards, stationery, gift wrappings to friends, neighbors.

Their friends enjoy looking over the cards and willingly place orders for several boxes. Because by buying cards *this* way, they save MONEY *and* the trouble of shopping . . and get lovely cards!

Send for FREE SAMPLES

Would YOU like to try this money-making hobby, too? You make up to 50c on every $1 box, *more* on bonus orders. NO EXPERIENCE NEEDED. Mail the coupon—without money—for sample boxes on approval FREE SAMPLES of "name-imprinted" stationery and napkins. No obligation. If friends don't want them at *once*—return approval boxes at our expense.





Copyright 1951. Greeting Card Associates, Inc.

Greeting Card Associates, Inc., Studio GW61, 195 West End Ave., New York 23, N. Y.

Please rush—for FREE TRIAL—sample boxes on approval, *free* samples of name-imprinted stationery, money-making plan, extra-profit cash bonus offer. Also send FREE Book of easy ways for *me* to make money.

Name.....

(Please Print Plainly)

Address.....

City.....State.....

Please state Zone No. (if any)

www.antiquepatternlibrary.org 2026.07

Creative Commons 4.0 NC SA BY FREE DISTRIBUTION ONLY - NOT FOR SALE

ch 8, sc in first ch of ch 9.

Rnd 14: Ch 3, * 8 dc in sp, dc in sc, repeat from * 24 times, end with 8 dc in sp and sl in third st of ch 3.

Rnd 15: Ch 5, make a 3 dtr cluster in same st, ch 6, 4 dtr cluster in same place, * sk 8 dc, 4 dtr cluster in next dc, ch 6, 4 dtr cluster in same st, repeat around from *, end with ch 6, cluster, and sl st in top of first cluster.

Rnd 16: Ch 5, cluster in same st, ch 8, cluster in same st, * cluster in top of next cluster, ch 8, cluster in top of next cluster, repeat from * around, end with sl st.

Rnd 17: * Ch 18, sk (cluster, ch-8, cluster), sc between next 2 clusters, repeat from * around, end with sl st between first 2 clusters.

Rnd 18: Sl st to center of ch, * ch 18, sc in next ch lp, repeat around, end with sc in last sl st of ch.

Rnd 19: Sl st to center of ch, * ch 14, sc in next lp, repeat from * around, end with sc in last sl st of ch.

Rnd 20: Sl st in sp, ch 4, 14 tr in each sp around, end with sl st in 4th st of ch 4.

Rnd 21: Ch 6, a 3 dtr cluster in same place, ch 6, a 4 dtr cluster in same st, * sk 7 tr, cluster in next tr, ch 6, cluster, repeat from * around, end with sl st in top of first cluster.

Rnd 22: Same as rnd 16.

Rnd 23: * Ch 20, sk (cluster, ch-6, cluster), sc between next 2 clusters, repeat from * around, end with sc between first 2 clusters.

Rnd 24: Sl st to center of ch, * ch 20, sc in next ch lp, repeat from * around, end with sc in last sl st in first ch.

Rnd 25: Same as rnd 24.

Rnd 26: Same as last rnd but ch 14.

Rnd 27: Ch 6, 3 dtr cluster in same place, ch 6, a 3-dtr cluster in top of last cluster, ch 6, a 3-dtr cluster in top of last cluster, a 4 dtr cluster in same st as the first cluster made, * ch 6, sc in ch-14 lp, ch 6, make a four cluster group in center of next ch: 4 dtr cluster over next sc, (ch 6, a 3 dtr cluster in top of cluster just made) twice, a 4 dtr cluster in same st as the first cluster of group, repeat from * around, end with sl st in top of first cluster, fasten and cut thread.

Starch lightly, press on wrong side with right side turned down on a towel.

SKIRTS MATCHED

TO ANY JACKET—MADE TO MEASURE

Largest selections, all shades Gabardines, Charmaines, Sharkskins, Fancies. Send sample or skirt. Will Send free sample for your approval. Cloth sold if desired. Write . . .

AMERICAN MATCH PANTS CO., Dept. 882
20 W. Jackson Blvd., Chicago 4, Illinois



KIT CONTAINS 3 HANDKERCHIEFS ONLY **$1.00**

This remarkable Kit contains 3 imported IRISH LINEN Hemstitched Handkerchiefs, about 11½ x 11½ inches. and enough pure silk TAT-CROCHET THREAD—plus instructions—for three different edgings.

With just a little of your time you can transform these hankies into articles of beauty with retail value of over $2 each. These hankies when completed with dainty, attractive silk edges make wonderful gifts. ORDER TODAY! SEND NO MONEY. Pay postman only $1.00 plus C.O.D. postage or send cash with order and we pay postage.

4 Kits (12 Handkerchiefs) only $3.50

LEEWARD MILLS, Dept. HKW

173 W. MADISON ST., CHICAGO 2, ILLINOIS

www.antiquepatternlibrary.org 2026.07

Creative Commons 4.0 NC SA BY FREE DISTRIBUTION ONLY - NOT FOR SALE

You're on Your Way to BIG SPARE TIME MONEY

With FRIENDSHIP Greeting Cards!



● Now! Turn your extra hours into easy cash! You need no experience. Just call on folks you know and show them amazing value All-Occasion Greeting Cards created by FRIENDSHIP STUDIOS. Folks will fall in love with the smart designs and money-saving prices. They'll buy on sight. You pocket big cash profits!

Make $50 . . . $100 . . . And More!

Here's an easy, congenial way to turn your spare time into extra cash. Just *show* these self-selling All-Occasion card assortments. $50.00 is yours just for selling only 100 clever new "PREMIUM" *21*-card All-Occasion Assortments at just $1.00. You make up to 100% cash profit on every box!

Add to your earnings with big profits on "Super-Value," De-Luxe, Gift Wrappings, Name-Imprinted Scented Scripts, Personal Stationery and manyother PROVEN money-makers! Amazingly liberal EXTRA CASH BONUS boosts your income!

CHURCHES! CLUBS! Use This Proven Fund-Raising Plan!

Have members sell FRIENDSHIP Greeting Cards. They'll love doing it. You'll love the way your treasury benefits.

REPLACEMENT OR REFUND OF MONEY ★ Guaranteed by Good Housekeeping IF NOT AS ADVERTISED THEREIN

25 Card $1 "SUPER VALUE" All-Occasion ASSORTMENT

Start Earning Now!

Folks need and buy All-Occasion Greeting Cards every day of the year. Cash in on this waiting market right away. Send now for Sample Assortments ON APPROVAL and FREE Samples of Imprints.

Friendship
STUDIOS, INC.
420 ADAMS STREET, ELMIRA, N. Y.

Money-Making Coupon—Mail Now!

FRIENDSHIP STUDIOS, INC.
420 Adams Street, Elmira, New York

YES! Extra money is what I want! Rush full facts on your spare-time earning plan. Include Sample Assortments ON APPROVAL and FREE Imprint Samples.

Name_____

Address_____

City_____ Zone_____ State_____

www.antiquepatternlibrary.org 2026.07

Creative Commons 4.0 NC SA BY FREE DISTRIBUTION ONLY - NOT FOR SALE

DRESSING UP SUGAR CUBES

Ken Berglund

A few deft touches of colored frosting have transformed the common sugar cube into a money-making and unusual gift item at the home of Miki Barnes and now form the basis of a thriving business with customers throughout the world.

Mrs. Barnes' profitable home enterprise started during the war when scarce sugar cubes were a welcome gift. Seeking to brighten up the cubes, Mrs. Barnes inscribed a sprig of holly, a gay flower or a brightly colored bird on the pieces of sugar, using a small pastry tube as a tool.



The unique "party sugars"—as Mrs. Barnes calls them—were an immediate favorite among her friends. Requests for the gay sugar novelties poured in at the Barnes' home and soon put the production of the gift items on an assembly line basis.

Besides doing a brisk local business, Mrs. Barnes mails out cubes to nearly every state and ships them to Denmark, England, France, Germany, Hawaii and Iceland.

"Frank, my husband, built me a large lazy susan as big as a dining room table in order to speed up the work," Mrs. Barnes says. "Now I can finish 400 to 800 sugars an hour, depending on the decoration."

When making up an order for her colorful party favors, Mrs. Barnes first lines up plain sugar squares on the edge of the lazy susan. Then—with pastry tube in hand—she skillfully squeezes out a bright pattern of frosting. In making flowers, birds and other vari-colored decorations she com-





FREE
24 PAGE CATALOG

STAMPED LINENS at 1/2 PRICE

You pay only 1/2 Resale Prices printed in our catalog. Make money selling, save money buying for your own use. Buy direct from manufacturer: Seamless Tubing Pillow Cases and Bolster Cases, Show Sheets, Scarfs, Vanity Sets, Bedspreads, Luncheon Sets, Banquet Cloths, Show Towels, Fancy Aprons, Infants' Furnishings, etc. Complete embroidery instructions FREE. It's easy. Write:

MERRIBEE ART EMBROIDERY CO.
Dept. 587 22 West 21st St., New York 10, N. Y.



Design Smart Fashions
LEARN AT HOME-SPARE TIME

Fascinating field. Design own wardrobe at considerable saving. Gain experience designing for others. It may lead to thrilling career—even a shop of your own some day. Basic "learn-by-doing" course under guidance of qualified teachers provides excellent starting point for a career. Send for free booklet. "Adventures in Dress Design."

NATIONAL SCHOOL OF DRESS DESIGN
835 Diversey Pkwy. Dept. 1521 Chicago 5, Ill.

www.antiquepatternlibrary.org 2026.07

Creative Commons 4.0 NC SA BY FREE DISTRIBUTION ONLY - NOT FOR SALE

pletes a full set of sugars with one color, then adds the additional colors in rotation.

She uses regular small pastry tubes for her work but has made two extremely small tubes herself for fine work. For delicate touches, she slips a tube inside the finger of a rubber glove which gives her exact control of the frosting. For regular work she employs a small bag to feed the frosting into the pastry tube.

The sugar novelties have become so popular that Mrs. Barnes has tried to train additional help. But making the delicate patterns requires a certain knack, she points out.

"Several persons have tried to help me make them," she says. "But in many cases they haven't been able to control the flow of frosting. It takes a bit of patience to learn how, I guess."

However, Mrs. Barnes does get a lot of help from her children and the enterprise is really a family affair. Bob, her 13-year-old son, delivers boxes of the sugars to local customers and her other son, Chuckie, pastes labels on the boxes.

Enterprising Mrs. Barnes "paints" a variety of patterns on the sugar squares. For Easter and gay summer occasions, she twirls blossoming flowers, bright-eyed birds, colorful fruits and similar decorations on the cubes. Around Christmas, she switches to reindeer, comical snowmen, flickering candles and Santa Claus faces.

Wedding hostesses frequently request lily-of-the-valley patterns and she has made up special boxes for youngsters with rocking horses, peppermint sticks and other children's designs.

The volume of requests for the sparkling sugar cubes has kept steadily increasing. Mrs. Barnes now buys plain sugar cubes in twenty-five pound packages and uses special boxes to pack the completed novelties. "Domino" sugars are packed twenty-five to a box with cotton protecting the designs. Square cube sugars are packed thirty-three to a box.

"The sugars travel through the mail in excellent style," Mrs. Barnes states. "I haven't had any complaints about breakage although many times they have been shipped hundreds of miles."

The famous Scandinavian love for lump sugar undoubtedly contributes a great deal to the success of the Barnes' enterprise. Several church groups are selling the sugars in the Twin Cities, an area heavily populated by coffee-drinking Swedes, Norwegians and Danes. Purchasers often have the

SHORTHAND in 6 Weeks at Home

Famous Speedwriting system. No signs; no symbols; no machines; uses ABC's. Easy to learn; easy to write and transcribe. Low cost. 100,000 taught by mail. For business and Civil Service. Also typing. 28th year. Write for FREE booklet to

Speedwriting
Dept. 1401-1, 55 W. 42 St., New York 18 ®

Join Exciting **FAD-OF-THE-MONTH CLUB!**
A National Favorite! Thousands of Members!

FIRST MONTH'S SELECTION: *This 100%* **WOOL FELT** *"Nailhead and Bows"* **HANDBAG**
ONLY $1 COMPLETE KIT



Wine, Kelly Green, Navy, Silver Gray, Cherry Red, Brown, Black.

Booklet showing hundreds of lovely things to make sent FREE.

For surprises, thrills, excitement—join FAD-OF-THE-MONTH CLUB today. It's America's greatest "Make It Yourself" Club. Costs nothing to join—no dues. Each month you get wonderful "surprise kit" for only $1 which, when finished, has a retail value of up to $5.00 or more! Lovely costume jewelry, beautiful dress accessories, decorative home items — every month something new, useful, valuable. Easy to make—just like following a recipe. Fun for the whole family. Send today for Club's sensationally popular "Nailhead and Bows" Purse.

SEND NO MONEY

Just send name, address and color wanted. When Purse Kit arrives, pay postman only $1 plus C. O. D. postage. Cash sent, we pay postage. Money back if not delighted.

THE MONTH'S FAD CLUB... DEPT. 29-A
NANCY LEE, SEC'Y. BOX 881, DES MOINES 4, IOWA

www.antiquepatternlibrary.org 2026.07

Creative Commons 4.0 NC SA BY FREE DISTRIBUTION ONLY - NOT FOR SALE

a Dress for You



for Ordering Only

3 DRESSES

for Friends

Mail Coupon for

FREE SAMPLES

Your choice of Gorgeous New Dress or Suit—in your favorite style, size and color, given to you for sending orders for only THREE DRESSES for your neighbors, friends or your family. THAT'S ALL! Not one cent to pay. Everything supplied without cost.

Experience Unnecessary

SAMPLES FREE!

Famous Harford Frocks will send you big, new Style Line showing scores of latest fashions, with actual fabrics, in dresses—nylons, cottons, rayons, others—at sensationally low money-saving prices. Also suits, sportswear, lingerie, hosiery, children's wear. Show styles, fabrics to neighbors, friends and family—send in only three orders and your own dress is included WITHOUT PAYING ONE CENT.

Earn Cash, Too

Up to $23 in a Week in Spare Time!

Yes, you earn big cash income . . . IN JUST SPARE TIME—besides getting a complete wardrobe for yourself—EASY! MAIL THE COUPON BELOW for complete Style Line today!

HARFORD FROCKS

Dept. D209 Cincinnati 25, Ohio

Mail Coupon for FREE Style Line!

HARFORD FROCKS

Dept. D209, CINCINNATI 25, OHIO

Please rush me the new HARFORD FROCKS STYLE LINE and full details of your offer.

Name _____

Address _____

City _____ *State* _____

DRESS SIZE _____ AGE _____

sugars sent to relatives in Europe. Although sugar cannot be sent to England as such, the decorated novelties come under the classification of gifts and are admitted without difficulty.

Sales people handling the novelties buy them for less than $1 a box and sell them for $1 or $1.25. Although Mrs. Barnes usually turns down commercial offers on the sugar cubes, she has a few gift store outlets in Minnesota and in a few other states.

"In order to keep ahead of the demand," she says, "I usually make and pack a few hundred boxes of the sugars for stock. Ordinarily, I work in the afternoons when things are quiet around the house and I average about four or five hours a day with the cubes."

Although she suffered a heart injury in a bobsled accident when she was eighteen, Mrs. Barnes is leading an active life with handcrafts and arts. Her work with sugar cubes is just one of several hobbies she is turning into profits.

Gifted with a talent for painting, Mrs. Barnes creates and sells life-like bird prints. She refinishes old picture frames and uses them as display "cases" for earring collections and china ware pieces. She also varnishes and decorates butter tubs for party-size popcorn containers, equipping each tub with a set of four hand scoops for hungry guests. These reconverted tubs and scoops bring ten dollars a set.

In her "spare time," she makes ornaments from tin cans, decorates lazy susans, prints Christmas cards, makes children's animal masks from papier-mache and decorates wedding cakes. She and her husband have produced a series of children's books, Mrs. Barnes providing the illustrations and Mr. Barnes writing the rhymed copy. These are now being considered for publication.

www.antiquepatternlibrary.org 2026.07

Creative Commons 4.0 NC SA BY FREE DISTRIBUTION ONLY - NOT FOR SALE

Colorful Pan Holder Set

You will find these pan holders attractive and useful in your kitchen or will make wonderful gifts. Reverse colors in each for a colorful pair. Each measures about 6½ inches and are nice and heavy to protect the hands from hot pans. Double strands of J. and P. Coats Knit Cro Sheen in cream and blue—about 250 yards of each—was used to make the set; use a number 5 crochet hook. You will also need two small bone rings.



Abbreviations: Ch (chain); st (stitch); dc (double crochet); sc (single crochet); sl st (slip stitch); sk (skip); rnd (round).

Use thread double throughout. With cream, make a ch to measure 6½ inches long.

Row 1: 4 dc in 4th ch from hook (shell), * sk 2 ch, sc in next ch, ch 3, 4 dc in same place where sc was made (another shell). Repeat from * across, ending with an sc. Ch 3, turn.

Row 2: 4 dc in first sc, * sc under ch 3 of next shell, ch 3, 3 dc under same ch-3 where last sc was made, dc in next sc. Repeat from * across, ending with sc under last turning ch. Ch 3, turn. Repeat row 2 until piece is square, ending with ch 3, turn. Do not cut thread but work * 4 dc in next sc, sc under next ch-3. Repeat from * across, ending with sc under turning ch. Now work in rnds as follows:

Rnd 1: Sc closely around. Sl st in first sc. Cut and fasten thread.

Rnd 2: With double strand of blue or color, sc in each sc around, making 3 sc in each corner sc, join.

Rnd 3: * Sc in next sc, ch 3, 4 dc in same place as last sc was made, sk 2 sc. Repeat from * around. Fasten and cut thread. Sew on bone ring or crochet a small ring and fasten at corner.

Make a second pan holder same as this one, reversing colors.

RUG MAKING MADE EASY
with this NEW texing needle!



Use only needle and spool of warp. Adjustable spring gauge measures stitch. Countless patterns can be woven using your torn or bias-cut strips of cotton, woolen or rayon material. No need to sew ends together. $1.00 price includes needle, full instructions, book of lovely patterns.

SEND ONE DOLLAR TODAY!

$1.00 Postpaid

GRAFTEX NEEDLE CRAFT Pacific Palisades, Box 55 B, California

www.antiquepatternlibrary.org 2026.07

Creative Commons 4.0 NC SA BY FREE DISTRIBUTION ONLY - NOT FOR SALE



RUG BRAIDER SET

Make a beautiful reversible Braided Rug in a few hours from old clothes, blankets, etc. NO PINNING, SEWING OR PRESSING necessary. Set of 3 metal braiders, lacer and instructions included.

NOW! BOTH $1.00

HOOKED RUG MAKER



Make a lovely Hooked Rug to add new charm and color to your home. Rug Pattern Catalog and complete instructions included. Sent postpaid or C. O. D. plus postage. Money Back Guarantee. Take advantage of this Bargain Offer TODAY!

REDDEN SALES 8754 Indiana Ave.
Dept. W-B 16 Chicago 19, Ill.

FREE CATALOG **SAVE ON Cottons!**



Substantial savings on hundreds of selected Cottons! Buy direct from famous cotton specialists! Beautiful styles, fabrics, household Cottons ... all fine guaranteed quality! Join the hundreds of thousands who buy and save year 'round...outfit entire family and home! Get FREE CATALOG to show you how NOW! Send your name and address TODAY!

SOUTH CAROLINA MILLS, Dept. 254, Spartanburg, S. C.



Earn BIG MONEY as a graduate PRACTICAL NURSE

Train At Home in 12 Weeks!

The desperate shortage of nurses means Opportunity for YOU! Earn the Lincoln Certificate in 12 weeks' spare time and make high earnings year after year! Age, education not important. Earn while learning. Investigate today!

Average Price Per Lesson Only $1.74

LINCOLN Course available in easiest installments. Write for **FREE** 16-page booklet: "Careers in Nursing." Mail coupon!

The Lincoln School of Practical Nursing
Dept. 201, 7070 N. Clark St., Chicago 26, Ill.
Rush 16-page FREE booklet "Careers in Nursing"

NAME_____

ADDRESS_____

CITY_____ STATE_____

Loop Stitch Fringed Rug

Kentucky Soft Spun Rug Yarn (January and Wood) was used to make this pretty rug with loop stitch fringe. A variety of colors was used to make the model but one or two harmonizing colors might be preferred. It is very simple and easy to make. Use a bone crochet hook size 1 or J, or number 8 wood crochet hook.

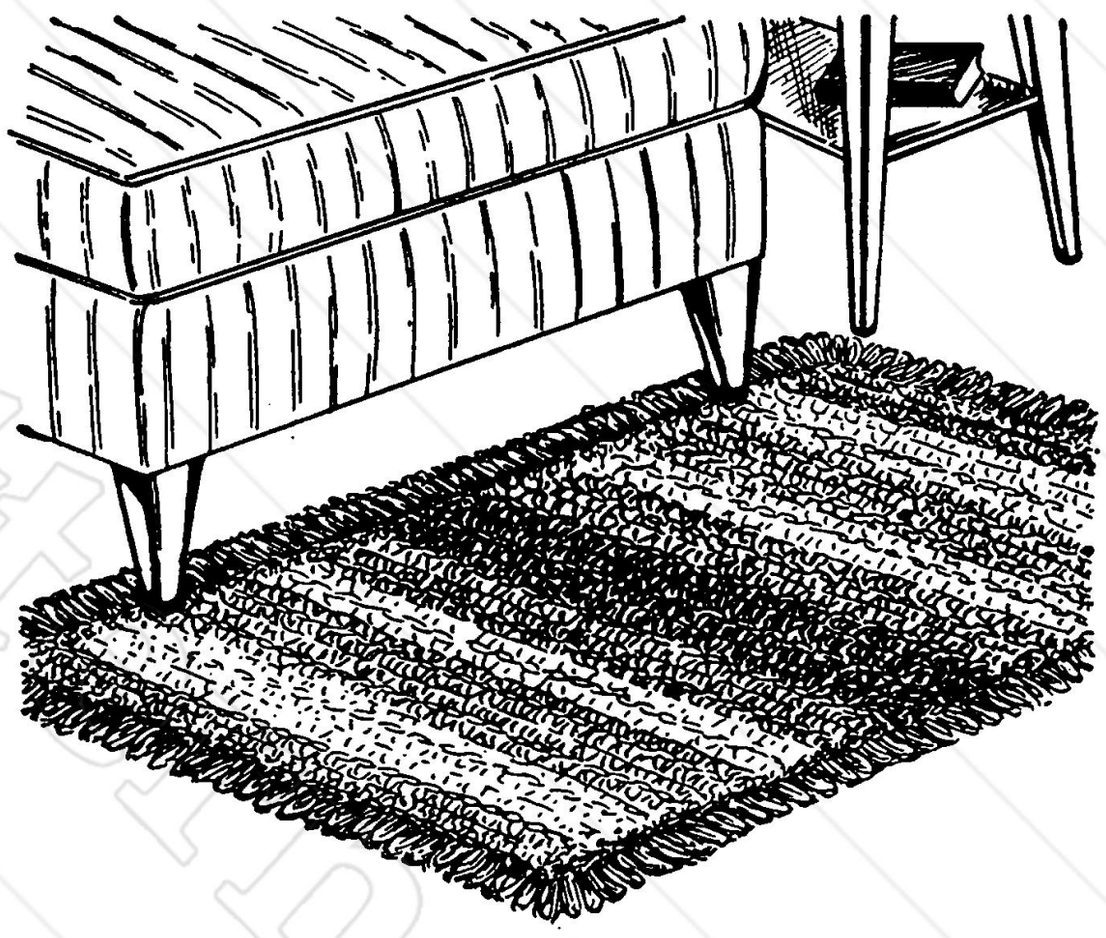

Abbreviations: Ch (chain); st (stitch); sc (single crochet); lp (loop).

Use 2 strands of rug yarn and ch 42, turn and sc in each st to end of row. Continue to work back and forth until desired length is obtained. To finish, work one row of sc around entire rug, which is about 20 inches wide.

To make Fringe: Working with wrong side up, attach 2 strands of yarn to edge of rug, and with crochet hook pull both strands of yarn through a sc st and form a 1¼ inch lp. Then wrap one strand of yarn back under the lp. Pull strands up snug; then to form the next 1¼ inch lp, pull both strands of yarn through the next st to the left, and again wrap one strand under the last lp made. Continue in this manner around rug.

www.antiquepatternlibrary.org 2026.07

Creative Commons 4.0 NC SA BY FREE DISTRIBUTION ONLY - NOT FOR SALE

Knit Blouse

A wonderful new cotton yarn with a non-tarnishing metallic thread running through it, is Bucilla Twinkle Sheen, which was used to make this stunning blouse. It can be worn with suits as well as separates. The ribbed effect of the pattern stitch is interesting and the neckline is just right for pearls or necklaces. You can make a blouse for around $3. Use number 1 aluminum knitting needles; a size 4 steel crochet hook is needed to work an edge around neck opening and cap sleeves; 7 balls are needed for sizes 12 and 14; 8 balls for size 16. Directions are given for a size 12, changes for sizes 14 and 16 are in parenthesis.

Abbreviations: K (knit); p (purl); sts (stitches); inc (increase); sc (single crochet).

Gauge: 9 sts equal one inch.
12 rows equal one inch.

Pattern: P 1 row, k 1 row for 7 rows for a p rib. P 1 row, k 1 row for 11 rows for k rib. Repeat these 18 rows for pattern. P rib has 7 ridges—right side.

BACK—Cast on 116 (120, 124) sts. Work k 2, p 2 ribbing for 3½ inches.

Inc Row: Continuing in ribbing, inc 26 (30, 34) sts evenly spaced across row; 142 (150, 158), sts. K 1 row, p 1 row for 18 rows.

Next Row: Right side—begin pattern, inc 1 st each side, repeat incs every one inch 5 times more 154 (162, 170) sts. Work pattern even until 8½ inches above ribbing, end on wrong side, 5 rows above last p rib.

SLEEVES—Cast on 18 sts at beginning of next 2 rows; 190 (198, 206) sts. Continue in pattern until 11 inches above ribbing, end on right side with 7th row of p rib.

BACK OPENING—P 95 (99, 103) sts, place on holder for left half of back, finish row. Work even on right half until sleeve edge measures 7½ inches, end on wrong side, 5 rows above last p rib. Bind off as to k. Beginning at center back, finish left half to correspond.



FRONT—Cast on 124 (128, 132) sts. Work ribbing and inc row as on back; 150 (158, 166) sts. Work same as back to sleeves; 162 (170, 178) sts. Cast on 18 sts at beginning of next 2 rows for sleeves; 198 (206, 214) sts. Work pattern even until sleeve edges

HOT WATER QUICK!

New Portable Pocket-Size Water Heater
Heats 1 gallon cold 59 degree water to very hot 100 degrees in less than 3 minutes. Place in water; plug in socket...turn on switch! Hot Water! Thousands use for bathing, washing clothes, dishes, cream separators, pails, shaving, etc. Speed depends on quantity. Read directions before using, follow. Regular price $2.95. But tell your friends about BOIL-QWIK to advertise it for us, and you may have one for only $1.98 plus tax.
SEND NO MONEY Just name and address. Pay postman $1.98 plus Federal Tax, C.O.D. postal charges. Satisfaction is guaranteed or return within 10 days for refund.
BOIL-QWIK, 333 N. Michigan Ave., Dept. A 43, CHICAGO 1, ILL.



AGENTS DISTRIBUTORS Write. REGULAR PRICE $2.95— LIMITED TIME only $1.98

WOMEN Earn Money With Form Tailored LINGERIE

WRITE FOR FREE OUTFIT

Women go wild about "Form-Tailored" Lingerie—new, glamorous styling, new kind of fitting, high quality workmanship. Low prices bring quick orders. Also fine hosiery, girdles and underwear for the whole family. If you want money, full or spare time, write today for complete, beautiful, illustrated Style Equipment, sent ABSOLUTELY FREE.
WORLD'S STAR-MALLOCH
Dept. A-76 Grand Rapids, Mich.

www.antiquepatternlibrary.org 2026.07

Creative Commons 4.0 NC SA BY FREE DISTRIBUTION ONLY - NOT FOR SALE

measure 5½ inches, end on right side, with 7th row of p rib.

NECK SHAPING—P 75 (79, 83) sts, place on holder for right half of front, bind off 48 sts, finish row. Work even on left half until sleeve edge is same length as on back. Bind off. Beginning at neck edge, finish right half to correspond.

FINISHING — Sew underarm seams. Weave shoulder sts of front to corresponding number of shoulder sts of back, leaving 20 sts free for back of neck on each side of opening. From right side, work 2 rows sc on sleeve edges; also around back opening and neck edge, holding neck in to desired size, working 4 small buttonholes evenly spaced on one edge of opening in second row.

To steam, lay garment flat on pressing board, pinning to required measurements. Place a damp cloth over garment and steam lightly with a warm iron, being careful not to allow weight of iron to rest on the garment. Allow to dry thoroughly.



Crochet a Smart Hat

Here's a soft, packable, off-the face hat crocheted of wool to match your ensemble or in sharp contrast, to match accessories; white would be good and black and white would make a smart combination. A yarn about the weight of Germantown would be most suitable with a crochet hook no finer than a number 3 steel or about an F 4 plastic.

Abbreviations: Dc (double crochet); sc (single crochet); st (stitch); ch (chain).

The hat is made with simple dcs, an occasional sc and begins with a ch of 3. Into the first st of this ch, make 7 dc, thus making a circle with the equivalent of 8 dc.

From here, the work is continuous, without beginning and end to each round. Each dc is to be made into the small horizontal bar at the back of the st in the preceding round. This makes a ridge with the effect of a fine braid on the right side, which becomes the sole texture interest.

The first two or three times around, make 2 dc in each dc, to keep the work flat. Then for a round or two, make 2 dc in every other st, then in every third st and farther apart as necessary, until the piece measures about 6 inches across. To continue with the crown, work about 2 inches without increases. The number of rows will differ according to the weight of yarn and the size of hook used.



FREE TO ALL WHO NEED MONEY

I'll help you get extra cash to fill your pocketbook—to live on. Supply my food and household products to regular customers. No previous experience or capital needed. I'll send FREE an assortment of fine, full-size products to test and show. Start near your home, full or spare time. Gift premiums, big monthly premiums. Rush your name and home address today for free outfit. Hurry!

BLAIR, Dept. 488GA, Memphis 2, Tenn.

www.antiquepatternlibrary.org 2026.07

Creative Commons 4.0 NC SA BY FREE DISTRIBUTION ONLY - NOT FOR SALE

At this point, mark a point to become the center front with a thread of contrasting color, and begin the extension of rows for ear pieces and back. For sides and back, when work must be turned, in order to retain the "braid" effect, pick up the vertical thread of the sts, when working from the side that has, up to now, been the inside



or wrong side of the crown. Begin the extension about 2½ inches from the marker with 1 sc; dc in next st and around the back, making 1 sc on other side of center mark, to correspond with beginning of row.

Continue until the back measures about 1¾ inch longer. Each row, begin and end with 1 sc in st next to sc of previous row. Cut yarn and work two more rows over each ear, the first about 3½ inches long, and the next about 2¾ inches.

Beginning at center back, work one row of dc around the entire hat for a finish.

To make the braid trim you will need about 4 ounces of yarn—a large skein, and it will need to be rewound into a new skein that is about 12 inches longer than your headsize. Tie the loops at one end tightly with yarn to match, and divide the strands into three equal groups—50 to 60 threads in each. If you like to reuse materials, this yarn need not be cut, for the division can be made from the other end. Braid this as you would make a "pig-tail" and sew to edge of hat with matching yarn. The end can be coiled slightly at the front, side, or back.

NEW WRITERS NEEDED

EARN UP TO $5.00 PER HOUR, SPARE TIME
—re-writing ideas in newspapers, magazines, books. Splendid opportunity to "break into" fascinating writing field. May bring you up to $5.00 per hour, spare time. Experience unnecessary—we teach you. Write for **FREE** details, and how to get **FREE** Writer's Market Guide!

COMFORT WRITER'S SERVICE
Dept. 1-C **200 S. 7th St., St. Louis 2, Mo.**

SMALL BUST
WOMEN!

Special Design "Up-and-Out" Bra Gives You a Fuller, Alluring Bustline Instantly

NO PADS!

Self-conscious about your flat-looking bustline? The sensational "Up-and-Out" Bra has an exclusive secret patent-pend. feature to improve your bustline! No artificial bust buildup needed! All your clothes will display sweater-girl curves. Elastic back and easy-to-adjust shoulder straps. Beautiful washable fabric. COLORS: Nude, white, blue, black. Sizes 28, 30, 32, 34, 36, 38. Only $2.49.



SEND NO MONEY!
Send size, color, name, address today! Pay postman on delivery. In plain wrapper, $2.49 plus postage, or send $2.49 with order and we pay postage. Money-Back Guarantee if not delighted in 10 days.

Profile View of Hidden Feature in Bra—Special Patent Pend. bust molding feature on inside of bra lifts, supports and cups small, flat busts into Fuller, Well-Rounded "Up-and-Out" Curves!

TESTED SALES **Dept. MR-13B1A**
296 Broadway **New York 7, N. Y.**

www.antiquepatternlibrary.org 2026.07

Creative Commons 4.0 NC SA BY FREE DISTRIBUTION ONLY - NOT FOR SALE

You Can Make EXTRA Money With This New FREE Book

Read how these people cash in on their spare time . . . while building a secure future.

Selling cross-word puzzles brings A.D. $2.50 to $25.00 each.

A crippled hobbyist from Kentucky earns as high as $40 a week.

Reverend J.O.A., retired because of ill health at 63, now has his own "social security program" consisting of a hobby that brings him $150.00 some months of the year.

A seasonal hobby averages $200 a year for Mr. & Mrs. D.S. of Ind.

A shut-in makes about $150 a month.

A pastime earned $200 in four weeks for N.C. of Connecticut.

This Book, *"173 Ways to Make Money at Home"* Is Not for Sale ...*It's GIVEN to You!*

with your "get acquainted" subscription to PROFITABLE HOBBIES.



You'll save money by taking advantage of this wonderful offer. For only one dollar you'll receive PROFITABLE HOBBIES for five months. Five idea-packed issues that show you how to find a hobby that will pay off. For honest-to-goodness pleasure and profit, fill out the coupon below, then send it with $1 to the publisher, who guarantees your satisfaction.

VALUABLE COUPON

PROFITABLE HOBBIES
757 Hobby Building, Kansas City 16, Missouri

Please send at once my copy of **"173 Ways to Make Money at Home"** absolutely FREE. I wish to become a regular reader of Profitable Hobbies Magazine and am enclosing $1.00 for a five months subscription. **This offer good only on subscriptions ordered on this coupon.**

Name.....

Address.....

City.....Zone.....

State.....

☐ New Subscriber ☐ Renewal

Each Colorful Issue Brings You

- Full Length Articles.
- How-to-Do-It Diagrams.
- Plenty of Illustrations.
- Eight Regular Departments.

www.antiquepatternlibrary.org 2026.07

Creative Commons 4.0 NC SA BY FREE DISTRIBUTION ONLY - NOT FOR SALE

NEW! MAGIC PANEL FEATURE SLIMS LIKE MAGIC!
LOOK SLIMMER, MORE YOUTHFUL
REDUCE
YOUR APPEARANCE!



You will look like and feel like this beautiful model in your new and improved cool — light weight FIGURE-ADJUSTER

THE FIGURE-ADJUSTER MUST BE THE BEST GIRDLE YOU EVER WORE . . . YOU MUST FEEL MORE COMFORTABLE, and you MUST look and feel younger . . . Your shape MUST be noticeably improved or you get every cent back at once!

No matter how many other girdles you have tried, you can be sure: NO OTHER GIRDLE CAN DO FOR YOU MORE THAN THE FIGURE-ADJUSTER! No other girdle or supporter belt offers you more BELLY CONTROL, BULGE control, HOLD-IN and STAY-UP power . . . safely, scientifically. No other girdle can begin to approach the miracle-working FIGURE-ADJUSTER feature! Figure-Adjuster is LIGHT in weight (ideal for ANY weather) yet powerfully strong! Figure-Adjuster allows AIR to circulate through it, ABSORBS perspiration, is made by the most skilled craftsmen, and allows you to ADJUST it to just the right amount of BULGE-CONTROL you like and NEED for an IMPROVED FIGURE!

MAGIC PANEL CONTROL—No laces show when you wear a SLIMMING Figure-Adjuster. The control you get is completely COMFORTABLE . . . and GUARANTEES healthful, lasting support. Its satin TUMMY PANEL laces right up to meet the bra—NO MIDRIFF BULGE! LIFTS and FLATTENS the tummy, SLIMS down the waist, TRIMS the hips and eliminates the "SPARE TIRE" waistline roll! The magic ADJUSTABLE, slimming, easily controlled panel is scientifically designed and is the result of testing different kinds of panels on thousands of women! Figure-Adjuster creates the "BALANCED PRESSURE" that gives each bulge the exact amount of RESTRAINT it requires. It gives you the right amount of SUPPORT where YOU need it MOST! Let Figure-Adjuster give you MORE figure control . . . for more of your figure . . . let it give you a more BEAUTIFUL FIGURE . . . the slimmer, trimmer figure that INVITES romance! You ACTUALLY APPEAR SLIMMER AT ONCE WITH THE MAGIC PANEL control of Figure-Adjuster. Colors nude blue or white. Sizes 24 inch waist to 44, only $4.98.

MAKE THIS TEST WITH YOUR OWN HANDS!

Clasp your hands over your ABDOMEN, press upwards and in gently but FIRMLY. You feel better, don't you! That's just what the UP-LIFT adjustable FIGURE-ADJUSTER does for you, only the FIGURE-ADJUSTER does it better. MAIL COUPON AND TEST IT AT HOME FOR 10 days **FREE at our expense!** NO OTHER GIRDLE AT ANY PRICE CAN GIVE YOU BETTER SUPPORT, **can make you look better, feel better or appear slimmer and younger!** Sizes 24-44 waist.

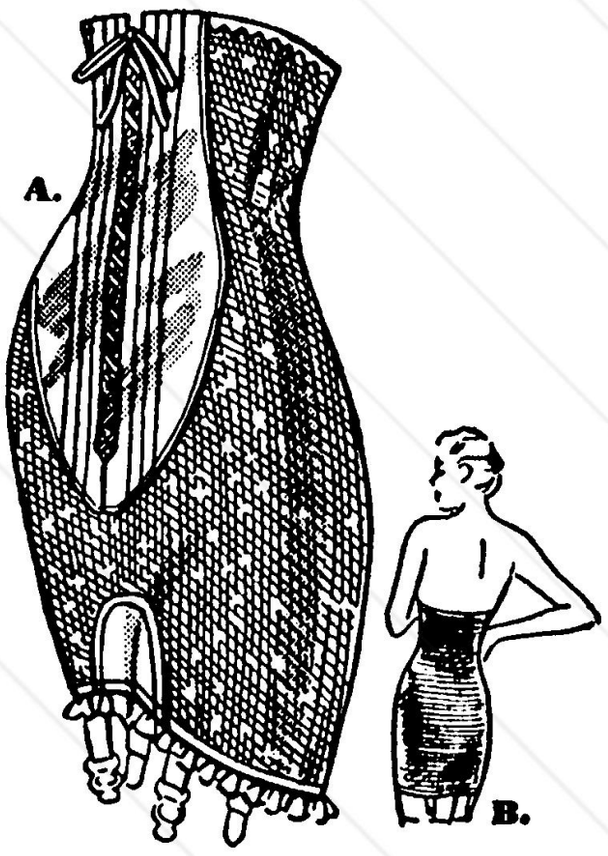

TRULY SENSATIONAL AT

NOW $4.98

formerly $6.50

TRIM UNWANTED INCHES OFF YOUR MIDRIFF,

waist and hips with real breathe-easy comfort. New scientific construction whittles away rolls and bulges . . . slimming, easy-to-adjust rayon satin tummy panel laces right up to your bra. In powerful elastic. White, light blue or nude. Small (25"-26"), Medium (27"-28"), Large (29"-30"), Extra Large (31"-32"). Also "PLUS" SIZES for the fuller figure, XX (33"-35"), XXX (36"-38"), XXXX (39"-40", XXXXX (41"-44").

100% MONEY-BACK GUARANTEE!

Test the Figure-Adjuster at home for ten days FREE at our expense! It's sent on approval! It must do all we claim for it or return it after ten days and we'll send your money right back. We take all the risk . . . that's because we know that even though you may have tried many others you haven't tried the BEST until you have tried a FIGURE-ADJUSTER! MAIL COUPON NOW!

GUARANTEED TO DELIGHT OR YOUR MONEY BACK!
10-DAY FREE TRIAL

Why Diet? Try It!

- **Takes Inches Off Tummy!**
- **Raises Abdomen and Keeps It In!**
- **Like Magic It Brings In Waist**
- **Makes Spreading Hiplines Conform to Firm Beauty**
- **Smooths and Slims Thighs**
- **Makes Your Clothes Fit Beautifully**

FREE!

"SECRETS OF LOVELINESS" booklet tells how to take advantage of correct choice of clothes, proper use of make-up and other secrets to help you look years younger, pounds and inches slimmer, will be included FREE with order.

For Your Figure's Sake MAIL THIS COUPON NOW!

SEND NO MONEY

FIGURE-ADJUSTER CO., DEPT. 139
318 Market St., Newark, New Jersey

Yes! Please rush "FIGURE-ADJUSTER" on approval. If not delighted I may return girdle within 10 days.

☐ I will pay postman $4.98 plus postage.
☐ I enclose $5.00, cash, check or money order, send postage prepaid. (I save up to 75c postage.)

Color_____ 2nd color choice_____

Size_____ Panty Girdle_____ Girdle_____

Name_____

Address_____

City_____ Zone____ State_____

Please PRINT carefully. Be SURE to give YOUR SIZE.

www.antiquepatternlibrary.org 2026.07

Creative Commons 4.0 NC SA BY FREE DISTRIBUTION ONLY - NOT FOR SALE



JANUARY BOY

www.antiquepatternlibrary.org 2026.07

Creative Commons 4.0 NC SA BY FREE DISTRIBUTION ONLY - NOT FOR SALE

January Boy

Wrapping his scarf around his neck, our January Boy prepares for the cold weather. During the next year we will complete the set of 12 boys and 12 girls to embroider, hand paint or applique as desired.

Place each doll on nine to twelve-inch white or pastel blocks; twelve or eighteen such blocks can be alternated with plain blocks to make quilt of desired size. Trace on paper for the children to color.

For hand painting, trace the doll lightly on material, outline in colors of textile paint, using a pointed water color brush. Dry brush technique will give a fine shaded effect. A water color brush is best when dry brushing small areas, but a small stencil brush is suggested for the larger spaces. To dry-brush, dip the tip of brush in paint and brush across a blotter or cloth until excess paint is removed, then apply paint to the design by brushing away from edge or that portion which should be darker. If you prefer, hold a blotter or piece of paper at edge of design and brush in toward design—this method is very good when stencil brush is used.

Suggested Color Scheme: Hair—yellow; hat, collar, gloves, ribbing on bottom of jacket—dark blue; jacket—lighter blue; scarf and pom-pon on hat—red; pants—black or dark blue; zipper—gray; shoes, fence and twig—brown; snow—outline in light gray or white; eyes—blue; lips—red; face—flesh tones; a touch of red on cheeks and tip of nose if desired; motion lines—black.

In The Future



A non-tarnishing metallic thread is woven in with the cotton yarn used to make this attractive knit blouse with a neckline made especially for pretty jewelry.

This unusual tatted butterfly works up quickly into an insertion for handkerchiefs, scarfs, etc.

A lacy round doily made in knot stitch makes a very attractive centerpiece suitable to use on end table or drop leaf table. It measures about 26 inches in diameter when completed.

A crocheted basket made in shell stitch is converted into a pretty flower container by setting a glass inside it.

700 NEW BUTTONS

Hundreds of Beautiful DELUXE QUALITY buttons—all colors, designs, and sizes. You can have dozens of "sets" for dresses, etc. These are "left overs" of large manufacturers who make buttons for makers of expensive blouses, dresses, shirts, and other fine garments. Biggest bargain ever offered. $1 C.O.D. plus postage. SEND NO MONEY. Pay postman. If not pleased, return for money back. Cash orders enclose 10c extra for postage and handling. Clip this.

$1

GRANDMA GOODWIN, Dept. 44S4, Girard, Ill.

www.antiquepatternlibrary.org 2026.07

Creative Commons 4.0 NC SA BY FREE DISTRIBUTION ONLY - NOT FOR SALE

Basket of Books



THE STATE FAIR BLUE RIBBON COOK BOOK

Lois J. Hurley and Isabelle J. Groetzinger
(250 pages; illustrated; Frederick Fell, Inc., 386 Fourth Ave., New York, N. Y.; $2.95)

Come to the fair with Lois Hurley and Isabelle Groetzinger. Let them escort you around the fair grounds, point out the varied exhibits, explain the whys and wherefores of judging, and, best of all, introduce you to the blue ribbon cooks themselves. You'll not only fall heir to an abundance of superlative recipes, you'll also discover why these recipes won the coveted first prize. You'll find out too how you should proceed if you are interested in competing yourself and wish to try for the prestige and the financial rewards that are the lot of the lucky winners. One of the outstanding fair prize winners in the United States, Mrs. Laura Hamilton Holman of Benton, Illinois, has won over $6,000 during the eighteen years she has been competing at state fairs and, in her peak year, she brought home 645 prize ribbons from twenty fairs.

As a cook book this is, inevitably, a rather specialized volume. Although it includes two excellent chapters containing miscellaneous prize recipes and regional recipes, by the very nature of things it deals, of course, primarily with the type of food one finds at a state fair. Here are the cakes and cookies, the breads, pies, jellies, pickles and candy that brought fame to the women who produced them and that will certainly add lustre to the cooking crown of any woman who tries them. Here also are tips from Mrs. Hurley and Mrs. Groetzinger on the points to watch most closely in the various categories in which you might want to compete. They say, for instance, that white bread should be symmetrical, with top rounded. It should have a thin golden crust, the crumb should be

Happy, Profitable Hours in
PHOTO COLORING



EASY TO LEARN Fascinating hobby and vocation learned at home by average man or woman artistically inclined. Modern method brings out natural, life-like colors. Many have earned while learning. FREE BOOKLET tells how to get started doing this delightful home work for photographers, stores, individuals, and friends. Mail coupon below.

NATIONAL PHOTO COLORING SCHOOL
835 Diversey Pkwy., Dept. 1521, Chicago 14, Ill.
Send Booklet "Photo Coloring for Pleasure and Profit" and full particulars.
NAME.....
ADDRESS.....
CITY..... STATE.....

www.antiquepatternlibrary.org 2026.07

Creative Commons 4.0 NC SA BY FREE DISTRIBUTION ONLY - NOT FOR SALE

creamy and the texture elastic when pressed lightly. They say also that "cakes should be uniform in size and thickness, with a flat or slightly rounded top. They should be tender, slightly moist, if butter cakes, and elastic to a light touch, if sponge or angel food cakes. Tops and sides should be only slightly browned; brown crumbs should be brushed off before frosting." On the subject of frosting they say that "a butter frosting that chips when the cake is cut will ruin the cake's effect and give you a low score by the judge." There are also tips on the baking of pies and cookies and on the preparation of all the various items that are discussed.

As an added fillip the authors include in this book a short history of the state fairs complete with statistics and a summary of agricultural expositions, past and present. There are also occasional anecdotes, such as one about the blue ribbon goat who refused to bleat over a radio microphone. In conclusion there is a short section explaining how to become an entrant in a state fair and listing the locations of all the fairs throughout the United States.

NEEDLE IN HAND

Martha G. Stearns

(161 pages; illustrated; Ives Washburn, Inc. New York, N. Y.; $3.50)

Conceived with love and enthusiasm and executed with clarity and intelligence, this is a book for every woman who owns a needle and would like to know how to do more with it than baste a hem or pull together a ripped seam. Martha Stearns has been a leader in the New England revival of the crafts and has received the medal of the Boston Society of Arts and Crafts for needlework. Her knowledge of her subject is obvious and, what is even more important here, her ability to share this knowledge with her readers makes learning to sew well seem relatively simple and definitely worth the effort involved.

Mrs. Stearns begins with a discussion of the equipment one needs and,

LOOK!

SPECIAL OFFER *brings you* **$30**

$30 profit. Sell only 50 Super Profit Boxes All-Occasion Greetings $1 each! Complete line. No experience needed. Money back guarantee. Request Free Display and Approval Sample Boxes best selling assortments.
CHILTON GREETINGS, 147 Essex St., Dept. A 15 Boston 11, Mass.

PRACTICAL

Hooked Rugs

HOW TO DESIGN AND MAKE THEM AT HOME

Beautify your home — Save money — Have fun — Here is everything you need to know to make beautiful hooked rugs out of worn or discarded garments and other woolen materials. Win admiration of friends and family by hooking heirloom rugs worth hundreds of dollars—at a cost of practically pennies! It's fun to do, and now made easy with the help of this practical new book.

Clear, step-by-step instructions show you how to design interesting patterns—how to select and cut rug material—how to choose suitable colors—how to dye fabrics for color blendings and contrasts—how to hook flower and leaf patterns—how to hook a scroll rug—how to plan proper rug backgrounds and borders—how to clean and mend hooked rugs—how to turn this hobby into a money-making pastime.

You get an expert's advice on every aspect of rug-hooking, right down to smallest details such as strengthening the edge, hemming back the binding, width of strips for various type rugs, how to get loops all the same height, how to correct errors, etc. Detail drawings and photographs illustrate every type of hooked rug from simple doormat or runner to elaborate room-size rug or stair-carpet.

EXAMINE FREE FOR 5 DAYS

Don't send a penny now. Just mail coupon to get your copy of "Practical Hooked Rugs" for 5 DAYS' FREE TRIAL. See for yourself how much pleasure and profit **you** can derive from this fascinating, helpful book. Then either remit the low price of $2.95 in full payment, or return the book and owe nothing. Mail coupon below for your free-trial copy **now.**



FREE TRIAL COUPON

FILL IN AND MAIL TODAY

Prentice-Hall, Inc., Dept. M-WB-151
70 Fifth Avenue, New York 11, N. Y.

Without obligation, please send me for 5 DAYS' FREE EXAMINATION, a copy of "Practical Hooked Rugs," by Stella Hay Rex. At the end of five days, I will either remit $2.95 plus few cents postage, in full payment, or I will send the book back to you and owe nothing.

Name.....

Address.....

City & State.....

www.antiquepatternlibrary.org 2026.07

Creative Commons 4.0 NC SA BY FREE DISTRIBUTION ONLY - NOT FOR SALE

compared with practically any other craft, it is very little indeed. She recommends a round-thread linen for most types of decorative needlework. She also advises that it is helpful to have a card table or sewing table, a small pin cushion, a fifteen-inch ruler, a six-inch measure, a hoop, semi-soft pencils, carbon paper, and, of course, various types of thread. In this chapter she writes too of hems and hemstitching and explains how to transfer designs to the material one is going to use.

The succeeding chapter deals at length, and in exhaustive detail, with stitches. She describes them all, includes illustrations to clarify these descriptions, and also explains when and how each stitch may be used to best advantage. Because stitches are the alphabet of sewing, she suggests that it is useful to make a sampler composed of all the various kinds so that one may have a handy source of reference. There are, she says, only four basic types of stitches, but "what makes up your collection is the great number of variations, and different combinations of these."

Other chapters are devoted to free-hand designs and choice of colors, thoughts on home decoration, suggestions for home dressmakers, and the market for handwork. In the latter she discusses the best means of reaching the public, stresses the importance of attractive, individualized wrappings, and mentions the items most likely to appeal to prospective customers. Baby articles, for instance, are always in demand, and cloth toys are very popular. She also recommends, among other things, luncheon sets, traveling cases, towels, lingerie, table covers, chair backs, and wall hangings, and says: "The durable thing, honestly and exquisitely made, not extreme and consequently appealing to the customer with good taste, is the best field for the handworker."

BEFORE



Be An Invisible Re-Weaver

AFTER



MAKE BIG MONEY AT HOME

Earn over $20 daily, full or part time—repair cuts, tears, burns in clothing or any fabric so damage can NOT be seen, BIG demand, big profit, uncrowded field. Complete low-cost home-study course including lifetime equipment. Easy-to-learn, pay-as-you-earn—can mean lifetime income. Write for free details today—now.

FABRICON COMPANY DEPT. F
8342 S. Prairie Ave., Chicago 19, Ill.

HONESTLY YOU CAN MAKE $500. IN SPARE TIME

Sell beautiful Everyday cards for months to come. Send for our NEW, exclusive selling suggestions. Exciting selling idea works like chain letters—multiplies your customers constantly. Get FREE Surprise Selling Kit plus two sample boxes of our fastest selling Everyday cards on approval.

CHARLES C. SCHWER COMPANY
10A ELM ST., WESTFIELD, MASS.

www.antiquepatternlibrary.org 2026.07

Creative Commons 4.0 NC SA BY FREE DISTRIBUTION ONLY - NOT FOR SALE

That Touch of Glitter



Sparklers dancing in her hair while she dances — your teen-age daughter will love this ornament. And so will you, for it's easy to make and most inexpensive — you may even have "the makin's" right in your sewing basket.

You will need three yards of half-inch ribbon in pastel or gay color; grosgrain is best, but taffeta or satin would also be nice. Use a three-inch curved comb and for decoration you will need twenty-five or thirty sequins. One can get packets containing a variety as to shape and color.

Cut the ribbon into eight or nine lengths from 10 to 15 inches long. Crease in exact center or an inch from it, making uneven ends. If your ribbon is the same on both sides, it may be laid across the top of comb and basted on. Then turn top length down and decorate it with sparkling sequins. These may be sewed on in a simple design or in a straight row. French knots may be worked in the centers to hold them, or a small contrasting bead may be used. At random distances from the ends, which should be cut on the diagonal, add sequins as desired. Or, rambler roses done in pink or yellow embroidery floss, or French knot flowers and green lazy daisy leaves may be used.

If you are using satin ribbon, however, fold your ribbon in points as shown, so that the satin side will be on the outside.

NYLON PARACHUTES

65 Sq. Yds.



WHITE HEAVY PURE NYLON PARACHUTES for Blouses, Slips, etc. **BRAND NEW.** 65 sq. yds. of material plus 3000 feet of nylon crochet cord: $14.95 plus $1.00 postage. Half 'chute, $7.95 plus $1; Quarter 'chute, $4.95 pp. Free Instruction Patterns included. Also: **PURE SILK PARACHUTES,** same size, same price. Send check or M.O. Today; C.O.D. orders: $1.00 deposit. Satisfaction Guaranteed.
AMERICAN AGENCY, 799-C Broadway, New York 3, N. Y.

LOSES 40 lbs.

Listening to Music



"I Lost 40 lbs. in 3 Mos. I never felt better in all my life."
Mrs. Betty Blazek, Chicago

"GET THIN TO MUSIC"
with WALLACE Reducing Records

Prove to yourself, in 7 days at home, the WALLACE Method can help YOU take off excessive weight. Reduce waistline and bulging hips. FEEL BETTER the first day—WEIGH LESS in a week.

NO STARVATION DIETS—NO DRUGS. The WALLACE Method works with Nature. It safely brings quick, satisfying results. Reducing the WALLACE WAY is play—it's fun to "GET THIN TO MUSIC."

FREE PROOF. Accept this amazing offer of proof. You can soon start YOUR actual reduction. First reducing record and lesson sent prepaid and plainly wrapped. Try this full-sized, double-faced record 7 days at home. No payments to make now—no promise to pay later. Just an out-and-out FREE test as the coupon clearly states. Fill it in and mail today.

WALLACE RECORDS SUITE 1643
154 E. ERIE ST. CHICAGO 11, ILLINOIS

WALLACE, Suite 1643
154 E. Erie St., Chicago 11, Ill.
Please send record and first reducing lesson, FREE and postpaid. I will either enroll, or mail back your record and lesson at the end of a 7-day trial. This does not obligate me in any way.
Name.....
Address.....
City.....Zone.....State.....

www.antiquepatternlibrary.org 2026.07

www.antiquepatternlibrary.org 2026.07

Reducing Specialist Says:

LOSE WEIGHT Where It Shows Most

REDUCE MOST ANY PART OF THE BODY WITH

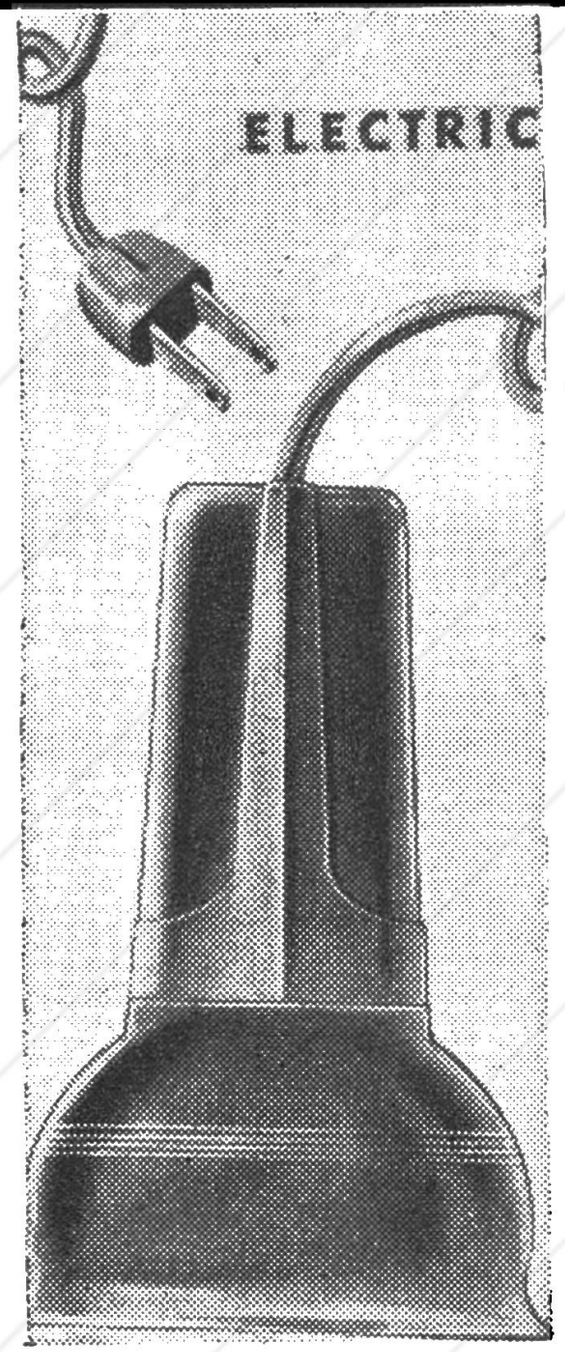

Spot Reducer

Relaxing · Soothing Penetrating Massage

Like a magic wand, the "Spot Reducer" obeys your every wish. Most any part of your body where it is loose and flabby, wherever you have extra weight and inches, the "Spot Reducer" can aid you in acquiring a youthful, slender and graceful figure. The beauty of this scientifically designed Reducer is that the method is so simple and easy, the results quick, sure and harmless. No exercises or strict diets. No steambaths, drugs or laxatives.

Thousands have lost weight this way—in hips, abdomen, legs, arms, etc. The same method used by many stage, screen and radio personalities and leading reducing salons. The "Spot Reducer" can be used in your spare time, in the privacy of your own room. it is Underwriters Laboratory Approved! Two weeks after using the "Spot Reducer," look in the mirror and see a more glamorous, better, firmer, slimmer figure that will delight you. You have nothing to lose but weight for the "Spot Reducer" is sold on a

MONEY BACK GUARANTEE

TAKE OFF UGLY FAT!

Don't Stay FAT—You Can LOSE POUNDS and INCHES SAFELY without risking HEALTH

Take pounds off—keep slim and trim with Spot Reducer! Remarkable new invention which uses one of the most effective reducing methods employed by masseurs and turkish baths—MASSAGE!

With the SPOT REDUCER you can now enjoy the benefits of RELAXING. SOOTHING massage in the privacy of your own home! Simple to use—just plug in, grasp handle and apply over most any part of the body—stomach, hips, chest, neck, thighs, arms, buttocks, etc. The relaxing, soothing massage breaks down FATTY TISSUES, tones the muscles and flesh, and the increased awakened blood circulation carries away waste fat—helps you regain and keep a firmer and more GRACEFUL FIGURE!

Your Own Private Masseur at Home

When you use the Spot Reducer, it's almost like having your own private masseur at home. It's fun reducing this way! It not only helps you reduce and keep slim—but also aids in the relief of those types of aches and pains and tired nerves that can be helped by massage! The Spot Reducer is handsomely made of light weight aluminum and rubber and truly a beautiful invention you will be thankful you own. AC 110 volts.

UL UNDERWRITERS LABORATORY APPROVED



SENT ON APPROVAL

SPOT REDUCER CO., Dept. E-310
318 Market St., Newark, New Jersey

Please send me the Spot Reducer for 10 days trial period. I enclose $1, upon arrival I will pay postman only $8.95 plus postage and handling. If not delighted I may return SPOT REDUCER within 10 days for prompt refund of full purchase price.

Name .....

Address .....

City ..... State.....

☐ SAVE POSTAGE—check here if you enclose $9.95 with coupon. We pay all postage and handling charges. Same money back guarantee applies.

LOSE WEIGHT OR MONEY BACK

ALSO USE IT FOR ACHES AND PAINS



CAN'T SLEEP: Relax with electric Spot Reducer. See how soothing its gentle massage can be. Helps you sleep when massage can be of benefit.



MUSCULAR ACHES: A handy helper for transient relief of discomforts that can be aided by gentle, relaxing massage.

TRY THE SPOT REDUCER 10 DAYS FREE IN YOUR OWN HOME!

Mail this coupon with only $1 for your Spot Reducer on approval. Pay postman $8.95 plus delivery—or send $9.95 (full price) and we ship postage prepaid. Use it for ten days in your own home. Then if not delighted return Spot Reducer for full purchase price refund. Don't delay! You have nothing to lose—except ugly, embarrassing, undesirable pounds of FAT.

MAIL COUPON NOW!

Creative Commons 4.0 NC SA BY FREE DISTRIBUTION ONLY - NOT FOR SALE

Creative Commons 4.0 NC SA BY FREE DISTRIBUTION ONLY - NOT FOR SALE

Your Pattern Page



9222
SIZES
12—20
40



4963
SIZES
34—50



4523 SIZES 12—20

9222—Stretch your budget expertly with this simple casual. Three main pattern parts. Sizes 12-20; 40. Size 16 takes 4⅛ yards of 39-inch fabric. Transfer included.

4963—The most comfortable frock — sharp collar and pocket flaps. Sizes 34-50. Size 36 takes 4⅞ yards of 35-inch material.

4523—A go-anywhere dress with huge pockets and tie-bow. Sizes 12-20. Size 16 takes 3¾ yards of 39-inch fabric.

Send TWENTY-FIVE CENTS (in coins) for each pattern to:

The WORKBASKET Pattern Service

2401 Burlington Kansas City 16, Missouri

TWENTY CENTS more for the new Spring Pattern Book with a free pattern printed in the book.

www.antiquepatternlibrary.org 2026.07

Creative Commons 4.0 NC SA BY FREE DISTRIBUTION ONLY - NOT FOR SALE

SUNBONNET LIL

CROCHET DESIGNS FOR YOUR HOME AND YOUR GIFTS



Crochet *Sunbonnet Lil* in her bright costumes to applique on your loveliest towels, pillow cases, vanity sets and luncheon doilies. These bright, original designs make personal wedding gifts—so welcome because your handiwork shows you really care.

Lily's *Sunbonnet Lil* Crochet Design Book No. 56 contains directions for 8 new Sunbonnet Lil motifs, including Sunbonnet Lil with her Scotties, Sunbonnet Lil in her garden, and Sunbonnet Lil with butterflies. All are illustrated in color to make them easy for you to follow. Also included is a Sunbonnet Lil rug design and an apron design.



LILY MILLS COMPANY, Dept. XS, SHELBY, N. C.

Please send me Lily's New Crochet Design Book No. 56, *Sunbonnet Lil,* for which I enclose 10 cents in coin (no stamps, please).

NAME _____

STREET _____

CITY _____ ZONE _____ STATE _____

THIS OFFER GOOD ONLY IN U. S. A.

Send 10c in coin today for your copy of Lily's Sunbonnet Lil Crochet Design Book

www.antiquepatternlibrary.org 2026.07