


Creative Commons 4.0 NC SA BY FREE DISTRIBUTION ONLY - NOT FOR SALE

THE WORKBASKET

and HOME ARTS MAGAZINE[®]

October, 1989 \$1.50

Enjoy
HOLIDAY
NEEDLEWORK
and
FESTIVE
DECORATIONS



Lilacs & Lace

AN HEIRLOOM THAT BLOOMS FOREVER.

AN EXCLUSIVE OFFER

Simple afghan stitch panels with shades of lavender and green worked in cross stitch, joined with crocheted lace. Finished size: approx. 48 x 62 inches. Kit includes all yarns (100% premium acrylic), directions and easy-to-follow cross stitch chart.



LILACS & LACE AFGHAN KIT

Yarn Cottage, P. O. Box 732, Linwood, MA 01525-0732

Please send me _____ Lilacs & Lace Afghan Kit for \$29.95 each plus \$3.50 postage and handling.

Massachusetts residents, add 5% sales tax. (Not available in Canada.)

Please make check or money order payable to YARN COTTAGE or you may charge to:

MasterCard Visa

Card No. _____ Expiration Date _____

Name _____

Address _____

City _____ State _____ Zip _____

Signature _____

For delivery, allow four to six weeks from our receipt of your order.

CONTENT PAGE



P. 6

FEATURES

To Knit

7 KIDS' SWEATERS

15 PATCHWORK SWEATER

To Crochet

21 CHRISTMAS TREE SKIRT

To Stitch

23 POINSETTIA QUILT

26 BURLAP CROSS STITCH

29 CALICO WREATH

35 CHRISTMAS PLACE MATS

41 CROSS STITCHED TABLE RUNNER

Crafts

33 RIBBON PINECONES

Foods

43 FALL OUTING

48 HOLIDAY STUFFINGS


DEPARTMENTS

4 NOTES FROM AUNT ELLEN

38 BUYER'S GUIDE

52 TERMS IN BRIEF

62 FASTEN OFF



P. 40

P. 42

OCTOBER 1989
NO. 1 VOL. 55

NOTES FROM AUNT ELLEN


Dear WORKBASKET Reader:

Even though this is October and weather is still relatively pleasant, it's not too early to be thinking ahead to winter's blustery winds, snow and cold temperatures. Many projects in this issue are appropriate for fall into winter and most will be welcome Christmas gifts. Especially appreciated would be the poinsettia pattern from a past issue that can be a quilt as originally intended or made as a stunning table covering.

We've even included holiday transfer patterns to be embroidered or painted on table linens, towels or plaques for Thanksgiving or Christmas entertaining.

Teachers and club leaders can utilize the easy burlap cross stitch projects and the Fasten Off plastic canvas ribbon ornament for children. They'll have a great time making these gifts for friends and family.

We want to take this opportunity to express our thanks to the Board of Education and Sycamore Hills Elementary School of Independence, Missouri for allowing us to photograph our September issue at the school.



Aunt Ellen

Aunt Ellen

THE WORKBASKET

JOHN E. TILLOTSON II, Publisher
ROMA JEAN RICE, Editor
INGER SKAARUP, Assistant Editor
ALBERT G. GLASS, Circulation Director
JOHN R. LAWSON, Director of Advertising
CONNIE A. MOSS, Advertising Production Manager
HOLLY SWEARINGEN, Adv. Production Coordinator
C. DAVID DYER, Book Service Manager
JAMES S. CLARK, Art Director
BARBARA ADAMS JUSTUS, Typographer
TIMOTHY DEEGAN, Graphic Artist
ANABELLA G. WASSERMAN, Graphic Artist

SUBSCRIPTION INFORMATION

Send Letter & Address Label to:
Circulation Department
The WORKBASKET
4251 Pennsylvania
Kansas City, MO 64111

ADVERTISING INFORMATION

Address Inquiry to:
Advertising Department
The WORKBASKET
4251 Pennsylvania
Kansas City, MO 64111



The WORKBASKET (ISSN 0162-9123) is published monthly except bi-monthly June-July and November-December by Modern Handcraft, Inc., 4251 Pennsylvania, Kansas City, Missouri 64111. Second Class postage paid at Kansas City, Missouri and at additional mailing offices. Printed in U.S.A. The WORKBASKET is a registered trademark of Modern Handcraft, Inc. Copyright © 1989 Modern Handcraft, Inc.

SUBSCRIPTION RATES: Single copy price \$1.50. \$8.00 per subscription year (10 issues per calendar year) for U.S. and possessions; \$11.00 in Canada and other foreign countries (in U.S. funds). Back issues \$2.00 each, when available. Binders available at \$8.95 each, postpaid.

CHANGE OF ADDRESS: Eight weeks advance notice required for change of subscription address. Both old and new addresses with zip codes must be given; mail to The WORKBASKET, P.O. Box 5967, Kansas City, Missouri 64111. Copies misdirected due to failure to provide timely change of address information will not be replaced.

CONTRIBUTORS: Every effort will be made to return rejected manuscripts, designs, etc., if accompanied by sufficient return postage. Publisher will not be responsible for any loss of such materials.

POSTMASTER: Send address changes to: WORKBASKET, P.O. Box 5967, Kansas City, Missouri 64111.

SEE WHAT YOU CAN MAKE OF THESE PRICES.



TOPIX™ KIT, EASY IRON-ON TRANSFERS
THE LAME LOOK IS THE HOTTEST LOOK
AROUND. USE OUR WIDE SELECTION
TO CREATE YOUR OWN
WEARABLE ART.

346
EVERYDAY



COUNTRY
CRAFTS LACE
INCLUDES
MANY POPULAR
COUNTRY
COLORS.

33¢
PER YD.
EVERYDAY




PLASTIC MESH
CANVAS
QUICK COUNT
7-MESH CANVAS
FOR ORNAMENTS,
WALL HANGINGS,
DECORATIONS
AND OTHER
PLASTIC CANVAS
PROJECTS.

25¢ each
EVERYDAY

EMHART
THERMOGRIP®
TRIGGER FEED
GLUE GUN

993
EVERYDAY



PAPER CAPERS
TWIST RIBBON
MAKE BOWS
AND OTHER
DECORATIONS
FOR BASKETS,
WREATHS AND
MORE.

96¢
EVERYDAY
6 YDS. X 5 IN.



TULIP® SLICK &
GLITTER PAINTS
GREAT FOR WASHABLE
FABRIC DESIGNS.

396
EVERYDAY



ELECTRIC
POTPOURRI POT
996
EVERYDAY



AROMATICS™
POTPOURRI
CHOOSE FROM
A VARIETY
OF AROMAS.
296
EVERYDAY
6 OZ.

WAL-MART®
ALWAYS THE LOW PRICE
ON THE BRANDS YOU TRUST.
ALWAYS.™



KIDS' DELIGHT

These great sweaters are our special treat to children this year. What kid wouldn't love showing off a holiday sweater with reindeer flying over rooftops or bright snowflakes falling?

FLYING DEER SWEATER

INTERMEDIATE

Directions are given for size 8 with changes for size 10 and 12 given in parentheses. Finished chest measurements are 28-1/2 (31,32-1/2) inches.

Note: Notes on graphs indicate changes for sizes 10 and 12.

You will need Coats & Clark "Red Heart" 3-ply Super Sport Yarn (2 ounce skeins) in the following colors: 7 (7-1/4,8) ounces #846 Skipper Blue (MC), 1 (1,1) ounce each #768 Ruby Glow, #687 Paddy Green, #915 Country Red, #585 Purple, #328 Camel, #673 Emerald Green, #225 Daffodil, #1 White, and a small amount of #12 Black, #904 Jockey Red and #841 Clear Blue. You will also

need numbers 4 and 6 knitting needles, or sizes required to obtain given gauge, 12-14 9mm gold jingle bells coated with clear nail polish, 2 stitch holders, bobbins and a large eyed tapestry needle.

Gauge: Stockinette Stitch on number 6 needles: 11 sts equal 2 inches 8 rows equal 1 inch
Note: Keep gauge check on multi-colored front.

TO SAVE TIME, TAKE TIME TO CHECK GAUGE.

Note: When changing color, always pick up the next color to be used from under the color in use to avoid holes. Do not carry colors over large areas. Small areas should be worked in duplicate




Size 12—25 sts

FRONT

Size 10—24 sts

Size 8—23 sts



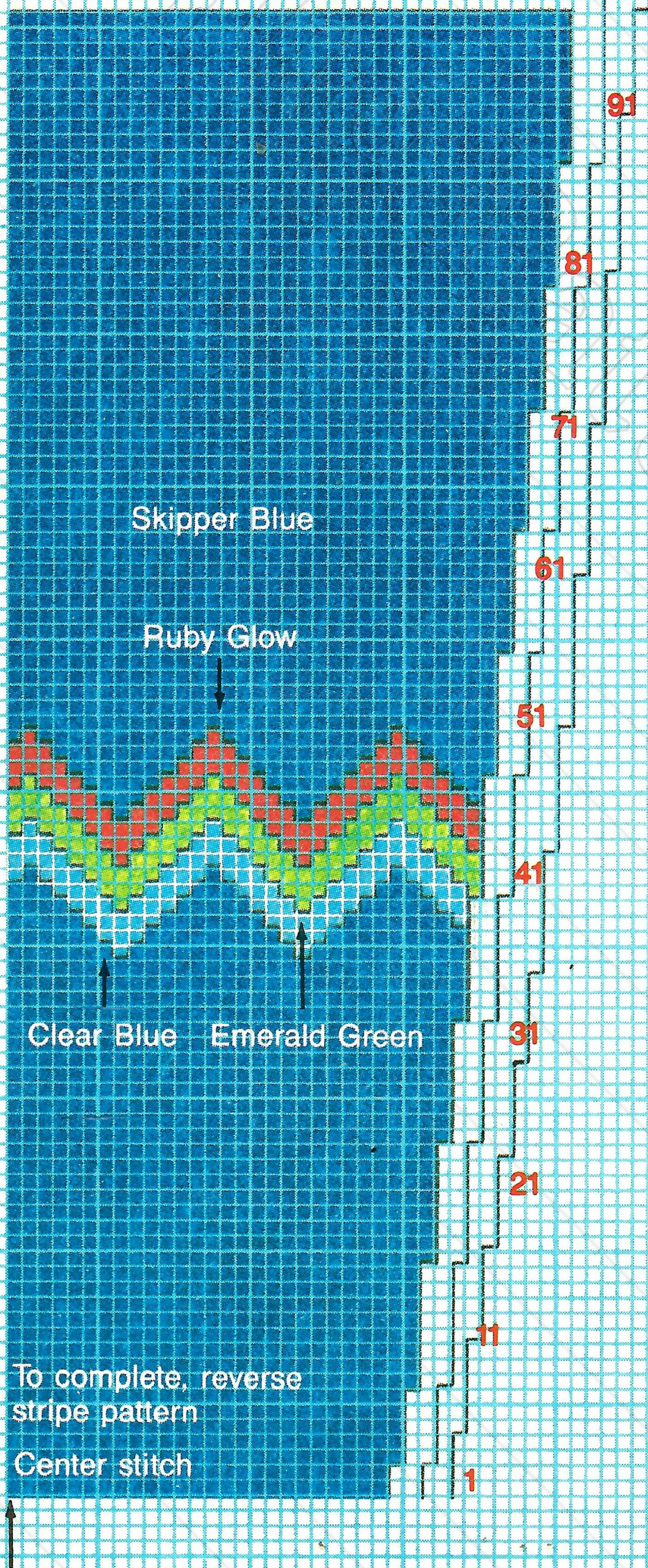
SLEEVE

1 sq = 1 st

Size 12 — 82 sts

Size 10 — 78 sts

Size 8 — 74 sts



NOTE: To accommodate charts for larger two sizes, extend colors as given.

stitch embroidery after piece is completed.

FRONT: With MC and smaller needles, cast on 72 (76,80) sts. Work in ribbing (k 1, p 1) for 1-1/2 (1-1/2,2) inches. P across next row, inc 10 (10,10) sts evenly across row — 82 (86,90) sts. Change to larger needles and work following graph throughout for color placement and neck shaping, slipping center 24 (26,28) sts to holder in row indicated; work to top edge. Bind off.

BACK: (Worked in MC only) Work same as front, shaping neck as indicated by dotted line. If gauge needs adjustment, dec each size by 4 sts, omitting those from center neck sts slipped to holder.

SLEEVES: With smaller needles and MC, cast on 40 (42,42) sts. Work in ribbing as for front for 2 (2,2) inches. P across next row and inc 10 (12,16) sts evenly across row — 50 (54,58) sts. Change to larger needles and work following graph for incs and color design (extending design as repeats indicate on larger 2 sizes), working to top row indicated or desired length. Fasten off.

Finishing: Join front to back at left shoulder.

Neckband: With right side facing, starting at upper right side of neck, with MC and smaller needles, pick up 94 (98, 102) sts around neck opening. Work in back and forth ribbing as for front ribbing for 1-1/4 (1-1/2,1-1/2) inches. K one row with wrong side of sweater facing (turning ridge), work in ribbing for 1-1/4 (1-1/2,1-1/2) inches. Bind off in ribbing. Sew shoulder and neckband seam. Turn neckband to inside along turning ridge and hem in place.

Join jingle bells along reins as shown. Work duplicate stitch to embroider any areas not knitted in. Weave in any loose ends. Sew sleeve and side seams. 🧶

SNOWFLAKE SWEATER

EASY

Directions are given for size 4-6, with changes for sizes 8-10 and 12-14 given in parentheses. Finished chest measurements are 28 (31,34) inches.

You will need 7 (8,9) skeins (3 ounces each) Coats & Clark "Red Heart" Super Sport Yarn in Ecrú, one skein (12 ounce pull skein) of Coats & Clark "Red Heart" Persian type Needlepoint & Crewel Yarn in 960 Orange, 559 Green, 044 Daffodil, 829 Hot Pink, 500 Geranium and 773 Oriental Blue, numbers 5 and 7 knitting needles, or size required to obtain given gauge, and large-eye tapestry needle.

Gauge: 5 sts equal one inch on number 7 needles in stockinette

TO SAVE TIME, TAKE TIME TO CHECK GAUGE.

BACK: Ribbing: Begin at bottom edge with number 5 needles and ecru, cast on 60 (72,78) sts.

Row 1: (Wrong Side) *K 3, p 3; repeat from * across.

Row 2: K.

Repeat Rows 1 and 2 for garter st ribbing; work until 2 inches from beginning, ending with Row 2.

Next Row: P and inc 10 (6,7) sts evenly spaced across — 70 (78,85) sts. Change to number 7 needles and work in stockinette (k on right side, p on wrong side) until

10 (10-1/2, 11-1/2) inches from beginning, or desired length to underarm.

Armhole Shaping: Bind off 9 sts at beginning of next 2 rows — 52 (60,67) sts. Continue in stockinette until 2-1/4 (3,3) inches above beginning of armhole shaping.

YOKE: Work in garter stitch (k each row) until 6 (6-1/2,7) inches above beginning of armhole shaping.

Neck Shaping: Continuing in garter st, work 11 (13,16) sts, join another ball of yarn, k 30 (34,35) sts for back neck and sl these sts to holder, k remaining 11 (13,16) sts. Working both sides at same time, dec one st each neck edge on next 1 (2,3) rows — 10 (11,13) sts each side. Work until 6-1/2 (7,7-1/2) inches above beginning of armhole shaping. Bind off.

FRONT: Work same as back until 8-1/2 (9,9-1/2) inches from beginning, end with a k row.

Yoke: Row 1: P 34 (38,42), k 2 (2,1), p 34 (38,42).

Row 2: K.

Row 3: P 33 (37,41), k 4 (4,3), p 33 (37,41).

Row 4: K.

Row 5: P 32 (36,40), k 6 (6,5), p 32 (36,40).

Row 6: K.

Row 7: P 31 (35,39), k 8 (8,7), p 31 (35,39).

Row 8: K.

Row 9: P 30 (34,38), k 10 (10,9), p 30 (34,38).



The GOLD at the End of Our Rainbow is Guaranteed

CARON GOLD

Guaranteed Pill-Resistant,
Permanently Soft and
Consistent from Skein-to-Skein.

FREE CARON GOLD COLOR SELECTORS available at stores displaying CARON GOLD yarn -or- use coupon to order your COLOR SELECTOR and receive a HOME DECOR PATTERN BOOK as a BONUS.



COLOR SELECTOR BONUS OFFER

Number of COLOR SELECTORS Requested _____ (\$1.50 ea.)

Name _____

Address _____

City _____ State _____ Zip _____

For each COLOR SELECTOR, include \$1.50 (check or money order) for postage and handling. PATTERN BOOK sent FREE with each COLOR SELECTOR. Offer expires 12/31/90.

CARON GOLD™ COLOR SELECTOR OFFER
P.O. Box 418 Oregon, IL 61061

Row 10: K.

Row 11: P 29 (33,37), k 12 (12,11), p 29 (33,37).

Row 12: K.

Continue in established pattern, add one garter st each side of center panel every other row. Continue in this manner until all sts are garter st; continue working in garter st only. When same length as back to underarm, shape armholes same as back. Work until 5-1/2 (6,6) inches above beginning of armhole shaping.

Neck Shaping: Keeping to established pattern, work across 12 (14,17) sts, join another ball of yarn, k 28 (32,33) and sl these sts to holder for front neck, work 12 (14,17) sts. Dec one st each neck edge row until 10 (11,14) sts remain on each side. Work same length as back. Bind off.

SLEEVES: With number 5 needles and ecru, cast on 30 (36,36) sts. Work in garter st ribbing, same as back, until 2 inches from beginning, end right side.

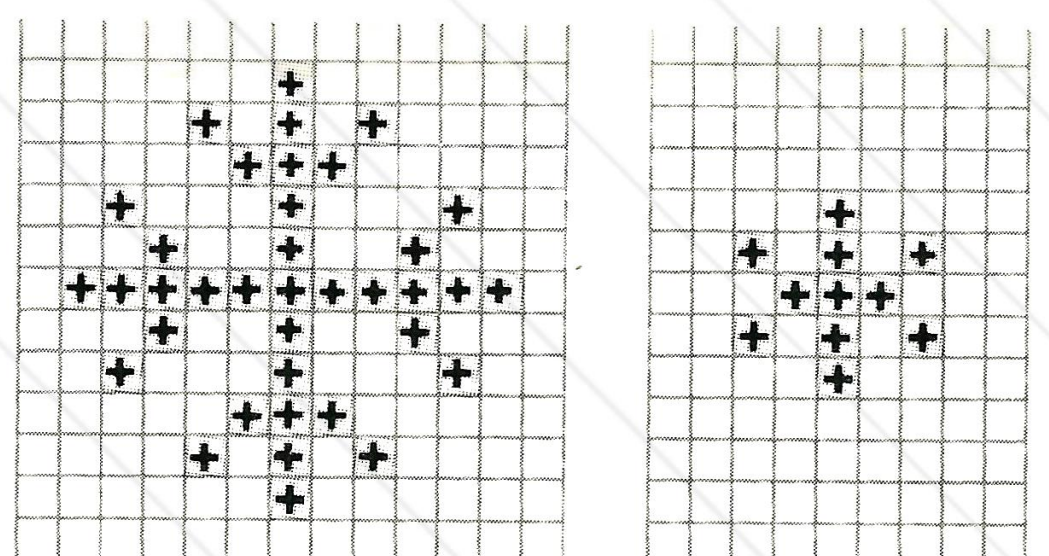
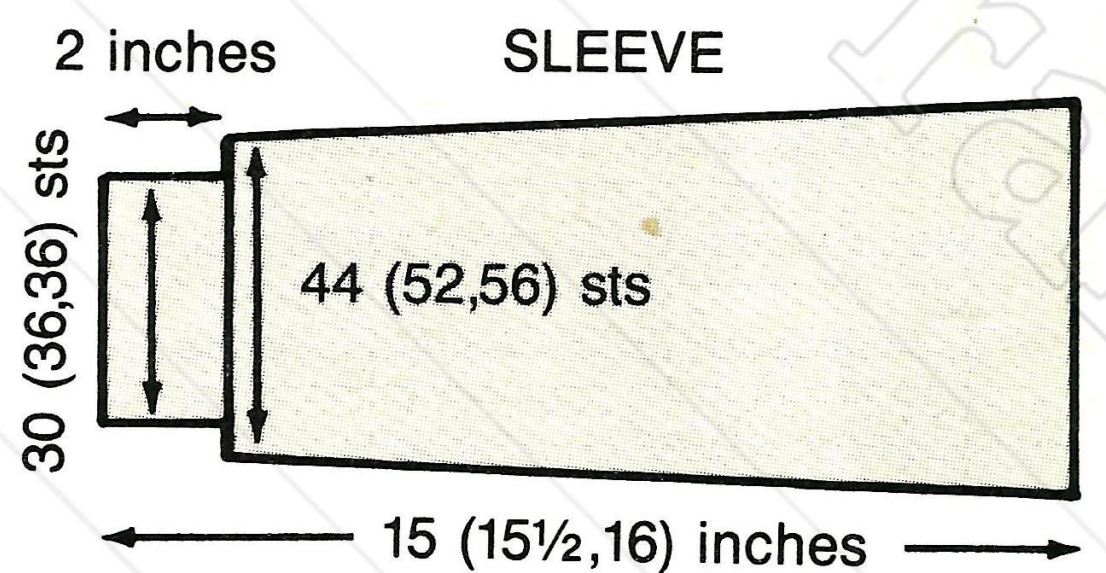
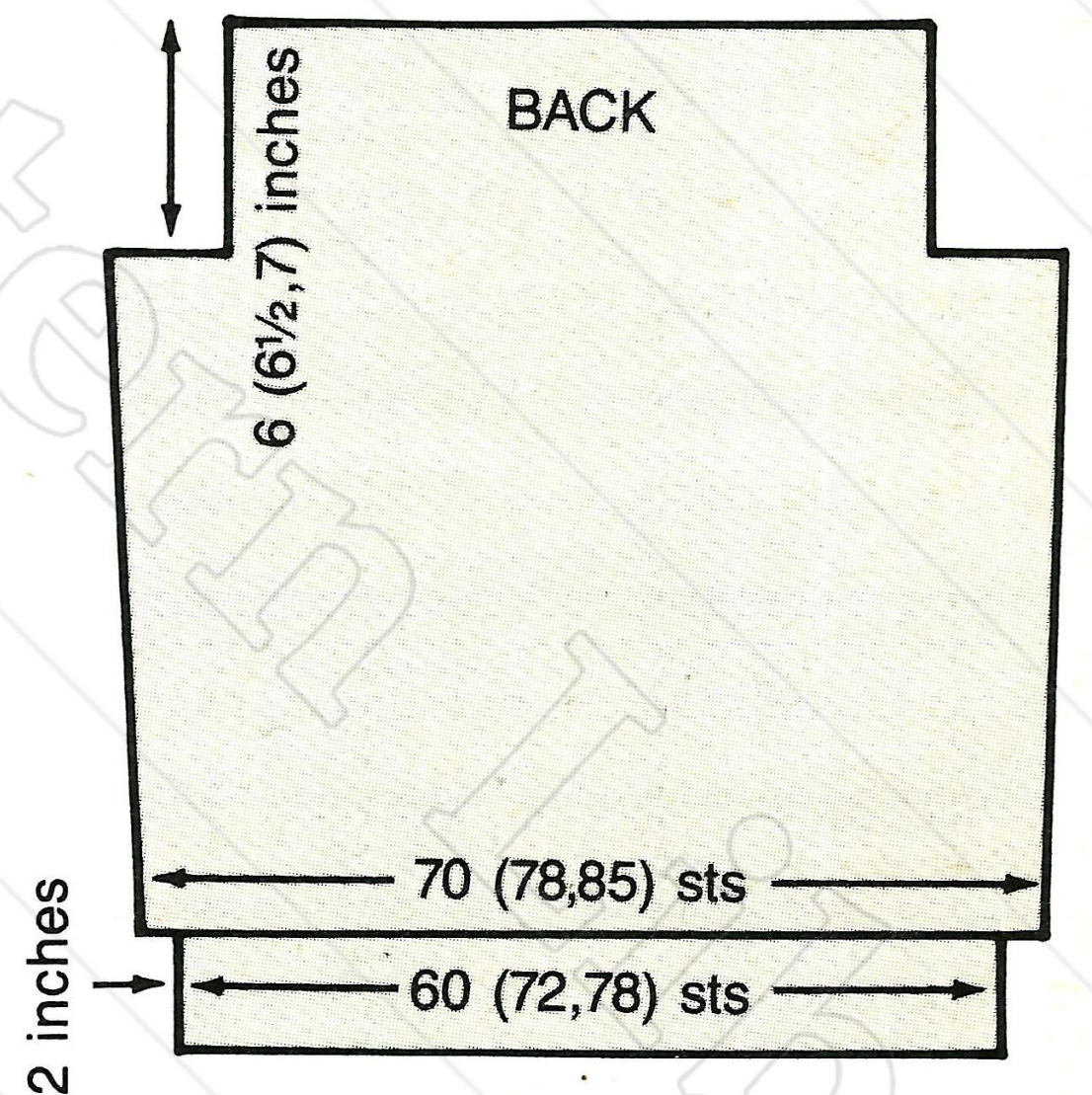
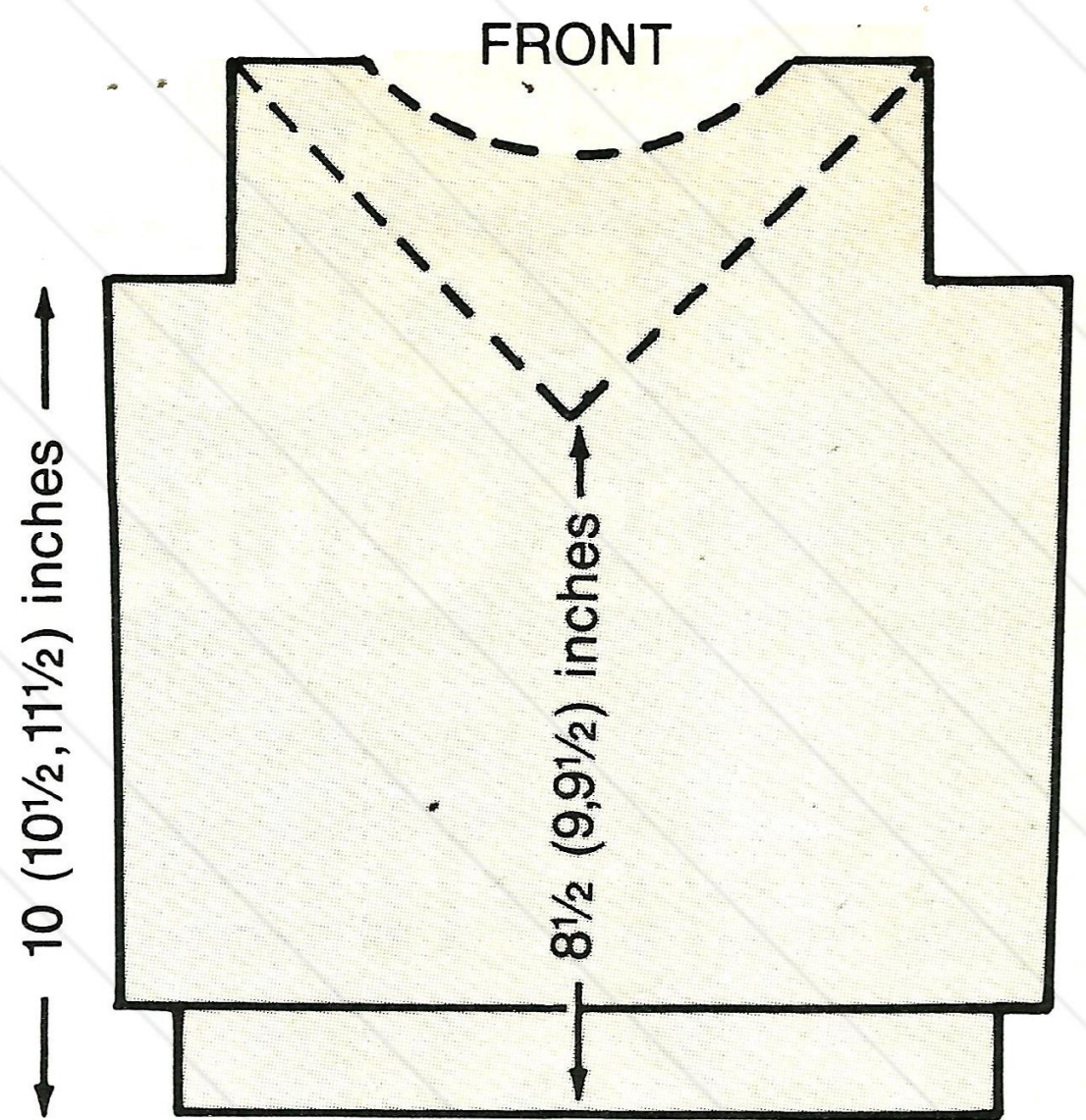
Next Row: P and inc 14 (16,20) sts evenly spaced across — 44 (52,56) sts. Change to number 7 needles and work in stockinette. Inc one st each edge every 6th (5th,5th) row until there are 66 (72,78) sts. Work until 13 (13-1/2,14) inches from beginning, or desired length to underarm. Work in garter st ribbing, same as for back, for 2 inches, ending with Row 2. Bind off loosely in ribbing.


Finishing: Sew one shoulder seam.

Neck Ribbing: With right side facing, number 5 needles and ecru, pick up 78 (84,90) sts around neck edge, including sts on holder. Work in garter st ribbing, same as for back, until 1-1/4 inches from beginning, ending with Row 2. Bind off loosely in ribbing.

Sew remaining shoulder seam; sew neck ribbing. Sew sleeves in place with garter st ribbing at top fitting into armhole bind off. Sew underarm and side seams.

Embroidery: Following charts and photograph, work duplicate stitch snowflakes scattered across stockinette st area of sweater front. ❄️





Paper Crafts!

Make beautiful beads and crafts with this unique device using paper and other materials.

The Craft Beader™

The Craft Beader™ revives the age-old fun of making paper beads. Use papers of all kinds . . . gift wrappings, wallpaper, package wrappers, fabrics . . . whatever you have on hand. Beads can be strung into necklaces, earrings, dollhouse furniture, Christmas ornaments, plant hangers and accessories, quilling and inexpensive macrame beads.

The Craft Beader™ is an easily assembled device that may be clamped onto any work surface. The kit is equipped with three separate winding pins of different sizes. These allow the crafter to vary the diameter of the hole in the bead to suit specific purposes.

Kit Includes:
The Craft Beader™
Instruction Book
Glue
Glaze

Nylon bead thread
Glazing brush
150 Faceted beads
100 Silver/gold beads
2 Necklace clasps

Pattern Book includes
Instructions for:

Necklace & Earrings
Christmas Tree &
Star Ornaments
Dollhouse Bed & Bureau
Plant Accessories:
cattails & mushrooms
Plant Hangers
Room Divider
Quilling

The application of unique creativity can be quite profitable in this craft for clubs, church groups, schools, fund raising, and handicapped therapy.

YES! Please Send Me:

_____ Craft Beader™ Kit(s) @ \$19.95 Each _____
_____ Craft Beader™ Pattern Book(s) @ \$4.95 Each _____
Postage & Handling \$3.00
Buy 2 Kits get Pattern Book FREE **Total** _____

Check Enclosed MasterCard Card No. _____
 Visa Exp. Date _____

CHARGE CUSTOMERS CALL 1-603-432-6744

(Please Print)

Name _____

Address _____

City/Town _____ State _____ Zip _____

www.craftbeader.com 2025 © The Craft Beader P.O. Box 200 Dept. WB Londonderry, NH 03053



PATCHWORK SWEATER

A fun, casual sweater created with the old patchwork designs in mind.

EASY

Choose a color palette from the selection of wonderful yarns available or use yarn left from other projects. If using leftover yarn, make sure it is of the same weight and fiber content.

Directions are given for small, with changes for medium and large given in

parentheses. Finished bust measurements are 36 (38,40) inches.

You will need 2 skeins (3.5 ounces each) of worsted weight yarn in off-white, partial skeins (16 ounces total) in desired colors for blocks, numbers 5 and 8 knitting needles, a 16 inch number 5 circular



It Takes
Quality To
Become
A Classic.



America's Favorite Yarn
For Over 50 Years.

needle or size required to obtain given gauge.

Gauge: 5 sts equal 1 inch
7 rows equal 1 inch

TO SAVE TIME, TAKE TIME TO CHECK GAUGE.

To measure yarn for proper amounts: measure one yard of color and tie a knot in yarn. K the number of sts for 1 row of the block and subtract the inches left from the yard. This will give the inches needed for each row. Measure the number of rows (28 for square block and 42 for rectangular block) for the color you are using. For sleeves measure a couple of yards and subtract. Allow more when increases are being made. When changing colors, twist yarn at back of work to prevent holes.

BACK: With smaller needles and off-white, cast on 92 (96,100) sts. Work in ribbing (k 2, p 2) for 4 inches. Change to larger needles and stockinette (k 1 row, p 1 row), join first color, k 23 (24,25) sts,

join second color, k 23 (24,25) sts, join third color, k 23 (24,25) sts, join fourth color, k 23 (24,25) sts. P next row using colors as established. Following chart, work 10 (10,10) inches to armhole, bind off 8 (8,8) sts for each armhole at beginning of next 2 rows. Continue following chart working last blocks with as many rows as needed for armhole length. Body should measure approximately 14 inches to armhole including ribbing. Armhole should measure 8 (8-1/2,9) inches. Bind off 23 (25,27) sts at beginning of next 2 rows. Sl remaining 30 (30,30) sts to holder for back of neck.

FRONT: Work same as back until armhole measures 5 (5-1/2,6) inches. Sl center 20 (20,20) sts to a holder and work both sides at one time. Dec one st each neck edge 5 (5,5) times. Continue working until armhole measures same as back. Bind off shoulders same as back.

SLEEVES: Using smaller needles and
Continued on page 18

It Takes
Time To
Become
A Classic.



America's Favorite Yarn
For Over 50 Years.

We've Given It The Name It Has Earned- CLASSIC.



The same great yarn with a new label.

Generations of both knitters and crocheters have trusted Red Heart and have made it the Classic that it is. And, we're not about to change a thing. You will still enjoy the same reliable, consistent quality Red Heart is famous for. Plus over 100 fresh, contemporary colors.

Classic is a member of Red Heart's family of quality 4-ply, worsted-weight yarns, including Red Heart Premier and Red Heart Super Saver.

So if you see the Classic name next to your favorite 4-ply Red Heart yarn, remember the only difference is the new label. They're both a Classic.

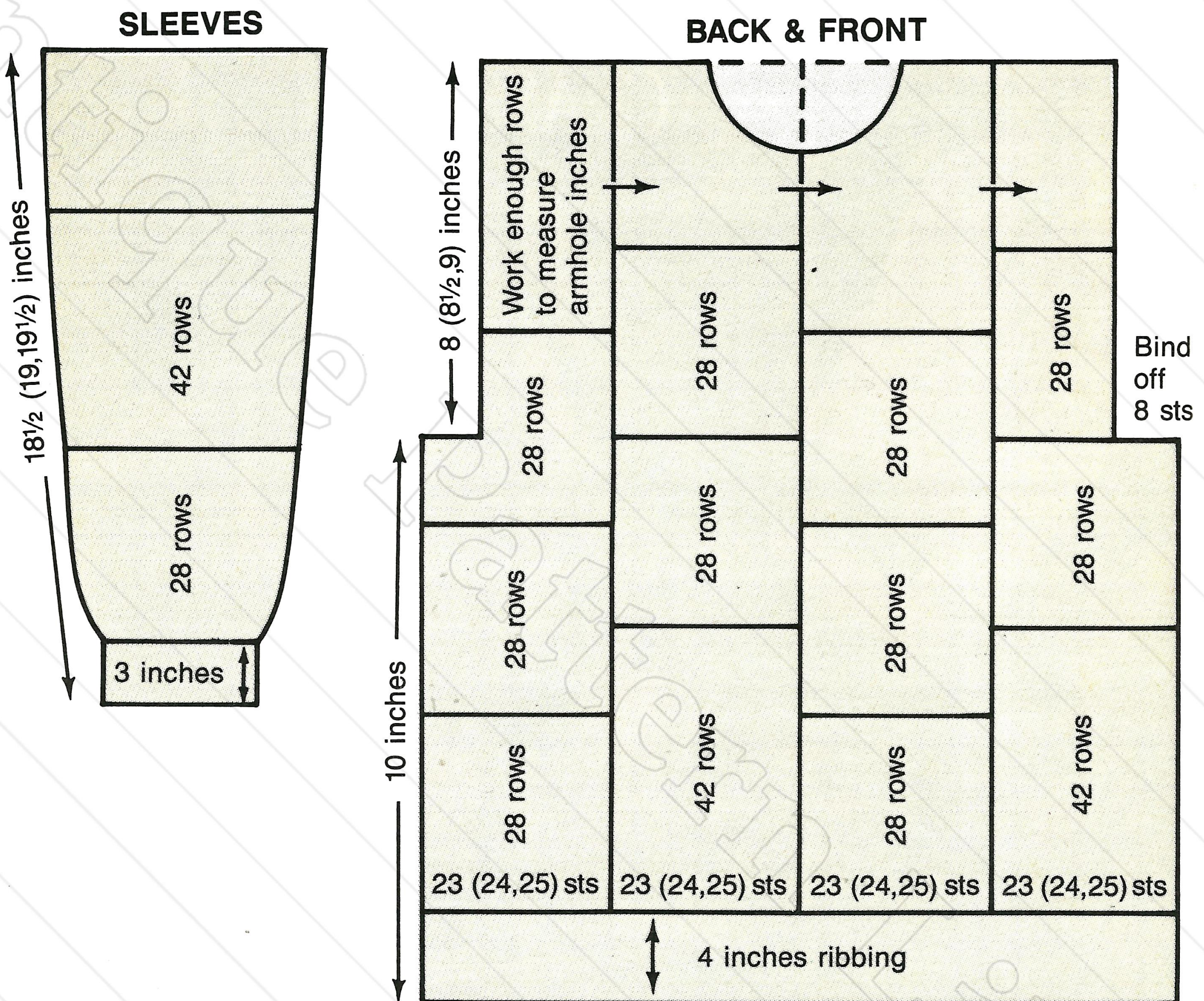
**America's Favorite Yarn
For Over 50 Years**

FREE PATTERN BOOK.
Simply send your name,
address and \$2.00 for
shipping and handling to:
Coats & Clark, Inc.
c/o QC - Classic, 6900
Southpoint Drive North,
Jacksonville, FL 32216



 COATS & CLARK INC.

Art E. 267



Continued from page 16
 off-white, cast on 48 (48,48) sts. Work in ribbing (k 2, p 2) for 3 inches. Inc one st every second st in last row of ribbing — 72 sts. Change to larger needles and join first color. Work in stockinette, inc one st each end of needle every 8th row 5 (7,9) times — 82 (86,90) sts. Work first color for 28 rows, join second color and work for 42 rows, join third color and work until sleeve measures 18-1/2 (19,19-1/2) inches or to desired length. Bind off sts.

Finishing: Sew shoulder seams. Set in bound off sts of sleeve to straight edge of

armhole. Sew bound off edge of armhole to side of each sleeve. Sew sleeve seam and underarm seams. Using circular needle and off-white, with right side facing, pick up and k 88 (88,88) sts around neck edge including sts from holders. Work in ribbing (k 2, p 2) for 10 rnds. Fasten off yarn and sl sts to needle from left to right until you have reached center front. Join yarn and work in rows (not rnds), k the first 3 and last 3 sts of each row (garter st). Work remaining sts in ribbing as established with the garter st borders for 6 inches. Bind off in ribbing. Work in ends and block. 🧡

MARY MARTIN

"The Panda"

Actual plate diameter: 8½ inches
©1989 W. S. George®



**Most lovable of the endangered species . . .
a Bradford Exchange recommendation**

A patch of sunlight breaks through the dense bamboo forest, prompting the mother panda to take her cub for an outing. This rare portrait—the result of Will Nelson’s journey to the giant panda preserve in China—depicts all the beauty and charm of these rare, endangered creatures. If you act now, “The Panda,” can be yours for the very affordable \$27.50 issue price.

“The Panda” is produced in full color under the hallmark of W. S. George Fine China in an edition limited to a maximum of 150 firing days. Once the edition closes, the plate could jump dramatically in price. So to be sure of getting this exciting plate at \$27.50—fully backed by Bradford’s 365-day money-back guarantee—just complete the order form at right.

©1989 BGE

PAC-241

Order Form

Please respond by: 10-31-89

The Bradford Exchange
Trading Floor
9345 Milwaukee Avenue
Chicago, Illinois 60648

Please enter my order for “The Panda.” I understand that I need send no money now. I will be billed \$27.50, plus \$2.79 postage and handling, when my plate is shipped. (Limit: one plate per customer.)

X

Signature _____		Date _____
Name (Please Print) _____		
() _____		
Telephone _____		
Address _____		
City _____	State _____	Zip _____
		3441-E93101

QUICK CHRISTMAS TREE SKIRT



EASY

Simple crochet backdrop for festive trimmings. Finished tree skirt measures approximately 48 inches in diameter.

You will need 4 balls (100 grams each) Paton's "Canadiana" worsted weight yarn in Cardinal #5 (MC) and White #1 (CC), 7 yards 3/8 inch ribbon and size H crochet hook, or size needed to obtain given gauge.

Gauge: 14 sts equal 4 inches

7 rows equal 4 inches in dc

TREE SKIRT: Row 1: (Right Side) With MC, ch 100, dc in 4th ch from hook (turning ch counts as 1 dc), dc in next 12 ch, *(dc, ch 2, dc) in next ch, dc in next 13 ch; repeat from * to last 14 sts, (dc, ch 2, dc) in next ch, dc in next 12 ch, 2 dc in last ch, ch 3 (counts as first st of next row). Turn.

Row 2: Dc in first dc and in each dc to next ch-2 sp, (dc, ch 2, dc in ch-2 sp) 6 times, dc in next dc and in each dc to last st, 2 dc in top of turning ch, ch 3, turn.

Repeat Row 2 until 9 rows have been

completed and there are 31 sts between ch-2 sps.

Repeat Row 2 for pattern and work in stripe pattern as follows: ** 4 rows CC, 1 row MC, 4 rows CC, ** 9 rows MC; repeat from ** to ** once more, ending with a wrong side row — 85 sts between ch-2 sps. Fasten off.

Trim: With right side facing, join MC to upper back opening, work a row of sc evenly along side to lower edge, turn, working across lower edge, ch 1, sc in first st, sk next st, [* 8 tr in next st, sk next 3 sts, sc in next st, sk next 3 sts; repeat from * to last 3 sts before ch-2 sp, 8 tr in next st, sk next 2 sts, (dc, ch 2, dc in ch-2 sp), sk next 2 sts] 6 times, ** 8 tr in next st, sk next 3 sts, sc in next st, sk next 3 sts; repeat from ** to last 2 sts, sk next st, sc in top of turning ch, ch 1, turn and work a row of sc evenly along side edge to upper opening. Fasten off.


Weave ribbon through ch-2 sps. Sew bows in place as shown in picture. ❁

AUNT ELLEN'S CHRISTMAS COLLECTION



5090: In the Dining room: placemats, bunwarmer, basket, napkin tree and bottle cover make for the merriest of meals. Directions printed pattern included.

5090



5064: These adorable dog coats will start tongues and tails wagging all around town. Sew winter coat or slicker from one simple pattern. Printed pattern size 10—16, directions included.

5064

Fashion Patterns are \$3.50; Craft/Needlework Patterns are \$3.25.
Add \$1.25 S/H for each pattern ordered. (CA, MI and NY residents add sales tax.)
Send to: **WORKBASKET PATTERN**, Dept 8375, Box 4000, Niles, MI, 49120-4000.

POINSETTIA QUILT

The poinsettia quilt will brighten up any room at any time of year, but is especially appropriate and cheerful at Christmas.




First published in December 1942, this vibrant quilt is as attractive for contemporary living as it was almost 50 years ago. What a beautiful gift for a loved one. It's sure to be a gift they'll cherish forever. Less time? Make a Christmas pillow using only one block or do as we did and make a tablecloth with just four blocks. A small amount of embroidery and appliqué is all that's necessary for each block.

Directions are given for two quilts, both using the same block. The first is quilt A, which is a little smaller and simpler. The second, referred to as Quilt B, is the original quilt published. The original requires 31 blocks and 18 half-blocks set diagonally to form a 85 x 106 inch quilt. The smaller quilt A, which eliminated the half-blocks, uses 30 blocks set straight in 6 strips of 5 blocks to make a 75 x 80 inch quilt.

Directions are given for quilt A with changes for quilt B in parentheses. If only one number is given, the amount is the same for either quilt. Assuming the fabric is 60 inches wide, you will need 2 yards red, 1/4 yard yellow, 3/4 yard green, 5 (7) yards white muslin and 9 (11) yards red or green binding. Choose either solids or prints of the red, yellow and green. You will also need batting for filler and backing.

To make tablecloth with 4 squares you will need one yard of white for the blocks, 1/3 yard of red fabric, a 9 x 9 square of green, an 8 x 8 square of yellow, one yard of white for backing, batting, thread to match, quilting thread and 4 yards of binding.

If you prefer, you may make your own binding from your red or green fabric. Decide the width of the binding to determine the amount of extra fabric you will need. For quilt A, the outside edge



will be 310 inches (9 yards); for quilt B, 382 inches (11 yards). In case of cutting errors, it's wise to always buy extra fabric.


BLOCK: The blocks are exactly the same. Make 30 for quilt A, 31 for quilt B. Pattern pieces A, B, C and D are actual size. C and D should be placed on fold to cut. Cut a 15-1/2 inch square of white muslin. Fold the square in half in both directions to find the exact center of the block. Mark the center. Cut one round yellow piece C. Embroider the crisscross lines on C with a red running or outline stitch. Turning under approximately 1/4 inch as marked on pattern, appliqué C to center of white muslin. Cut 4 pieces of A and four pieces of B from red. Turning about 1/8 inch under, appliqué petals in place as shown. Piece B, the longer petal, should touch the yellow center piece. The short petals, piece A, will fit between longer petals. Block is complete except for leaves which will be appliquéd in place after setting the blocks.

Allow 1/4 inch seam allowance for setting blocks. Finished block will be 15 inches square. Quilt A: Arrange 30 blocks in 6 strips of 5 blocks. Quilt B: Cut 18 half-blocks. Following diagram, set blocks and half-blocks in place.


Leaves: Place piece D on fold of green fabric. Cut 49 leaves for quilt A, 48 for quilt B.

Optional Scallop Edge for Quilt B: For the pretty scalloped edge as shown in the diagram, cut along the scallop line pattern given. Enlarge diagram for scallop. Each square equals one inch. Cut scallop line on lightweight cardboard for a sturdy pattern. Place scallop line along outside edge of half-blocks with seam and center as shown. Flip the pattern over to complete half-blocks diagonal. Repeat on each half square. Add backing, batting and binding to complete quilt. Quilt around each appliquéd piece.

Diagram shown on page 24 CAROLYN SHEFFIELD

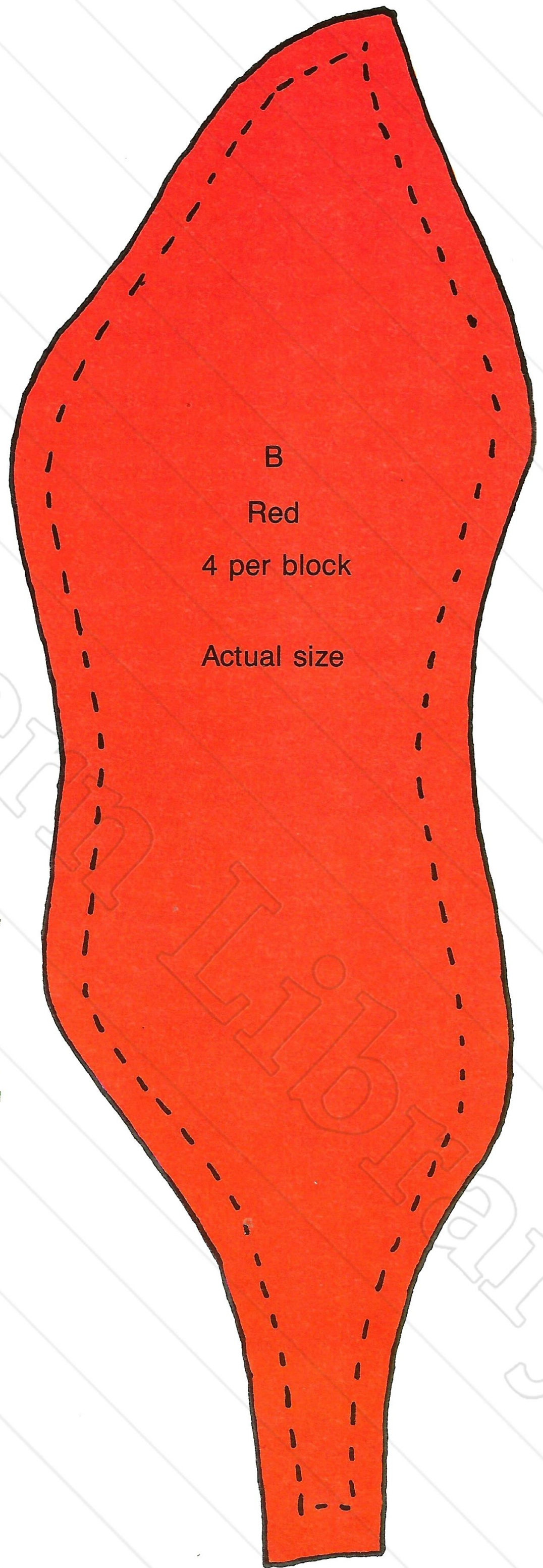


QUILT A

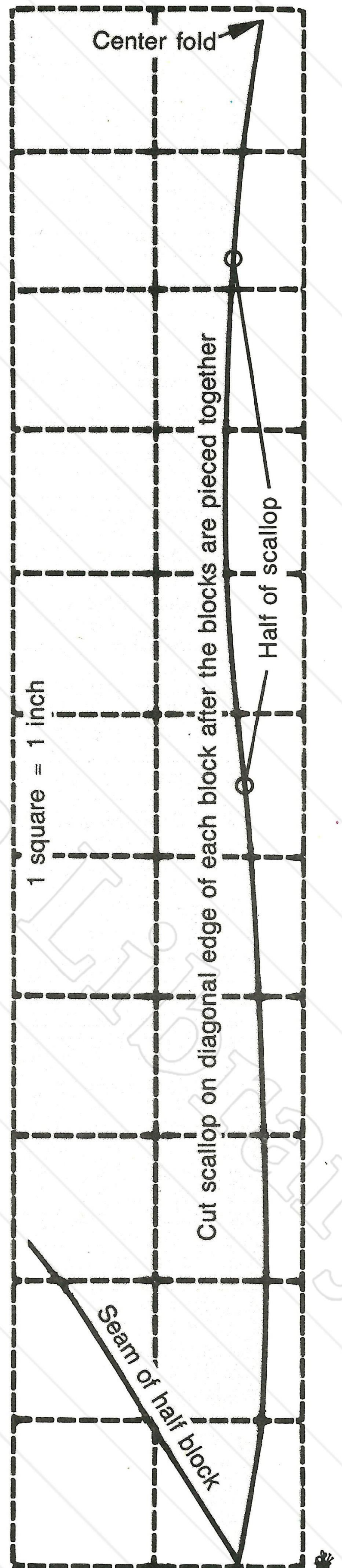
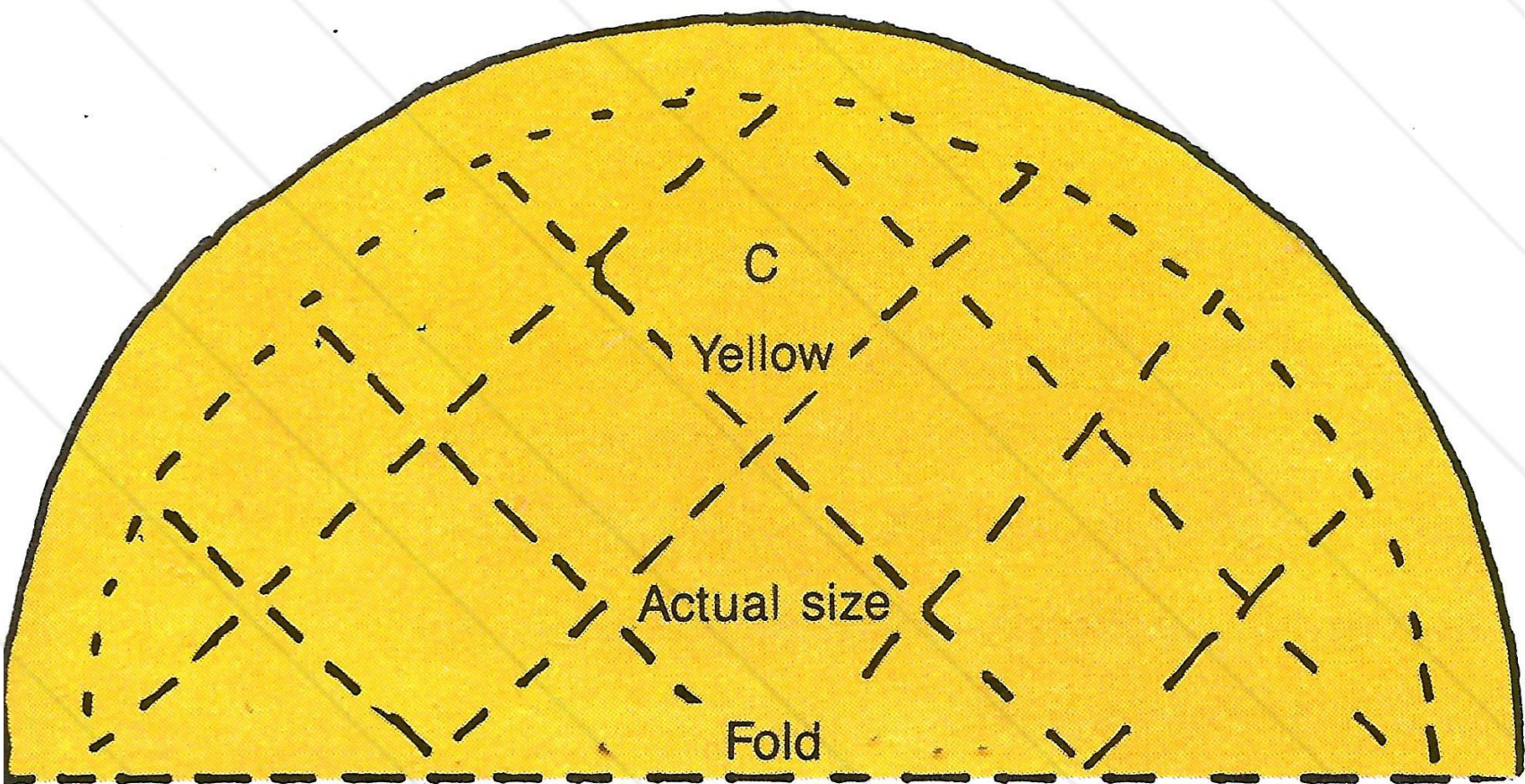
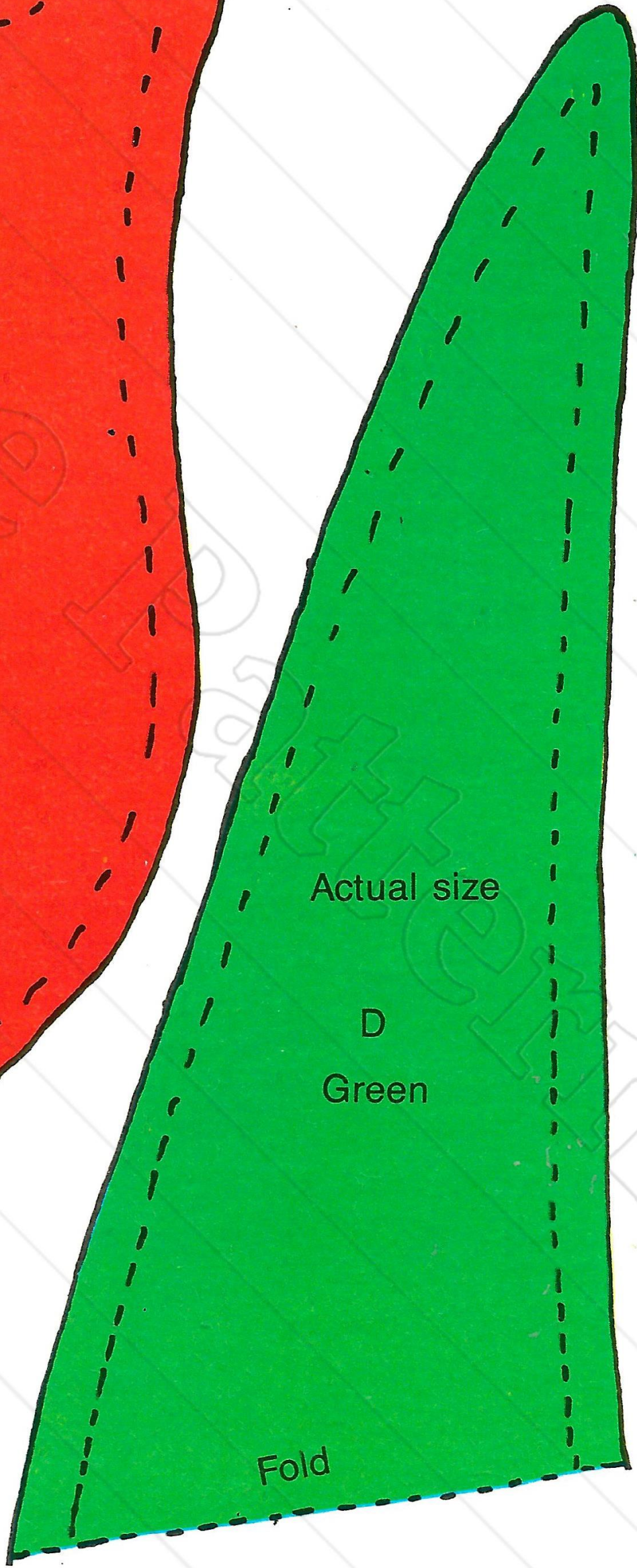
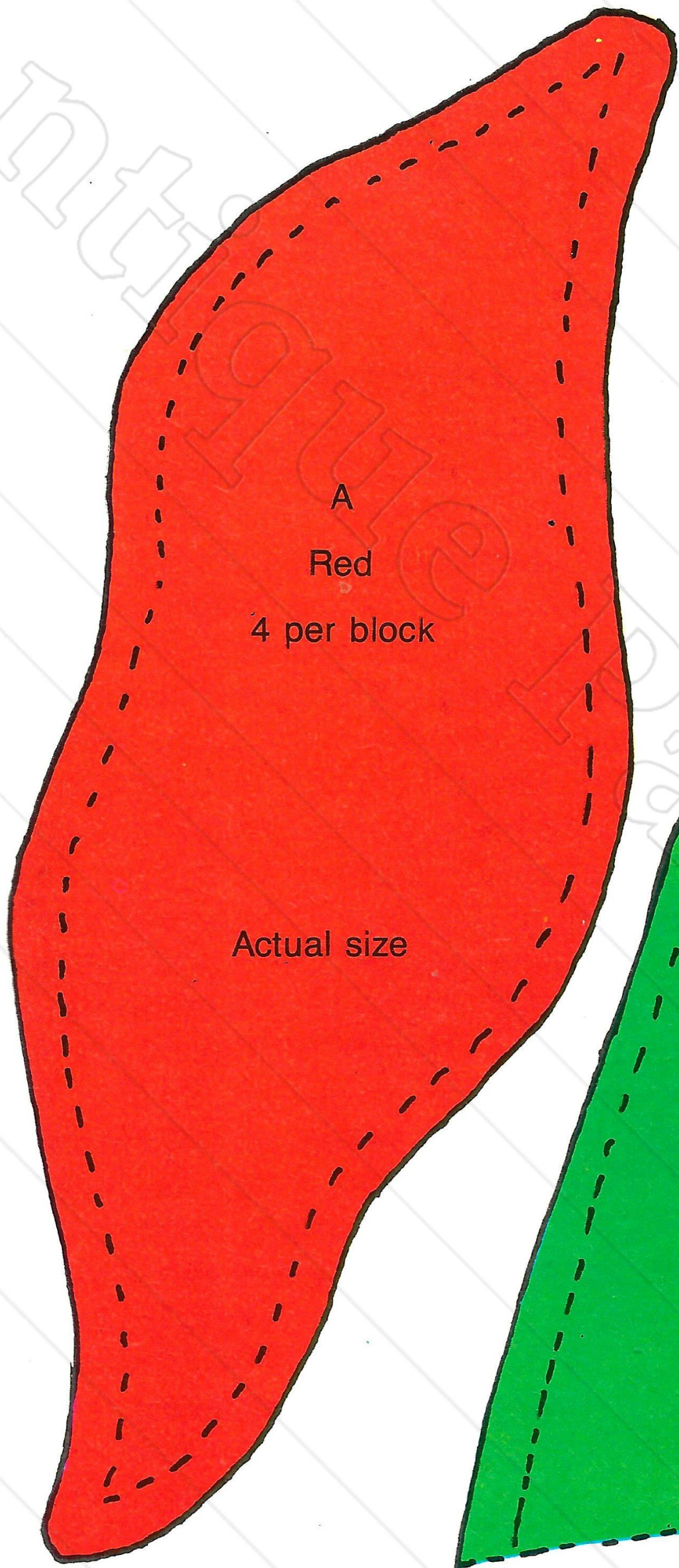


QUILT B

24 • The WORKBASKET



B
Red
4 per block
Actual size



EASY CROSS STITCH PROJECTS

Explore the wonderful possibilities of cross stitching on burlap. The even weave is easy to use for quickie gifts and lends itself perfectly to beginner projects. Great projects to start kids out on, they will love having handmade gifts to give.

NOTE: Cross stitch over two threads each way in all burlap projects and be sure not to pull stitches too tight.

Use three strands of floss for all stitching.

For Hoop you will need two 8 inch pieces of bur-

lap, 3 inch hoop, 10 inch length of 3/16 inch wide red satin ribbon, DMC floss in the following colors: 326 Red and 699 Green.

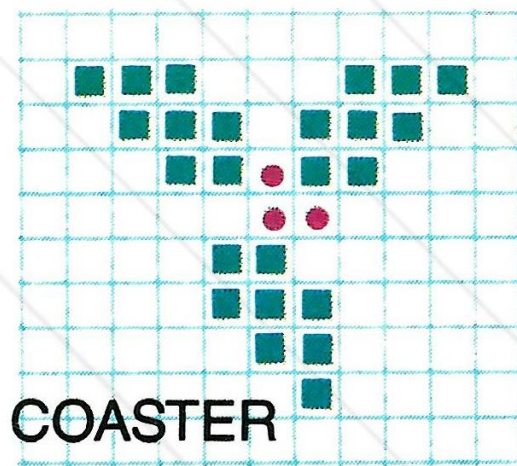
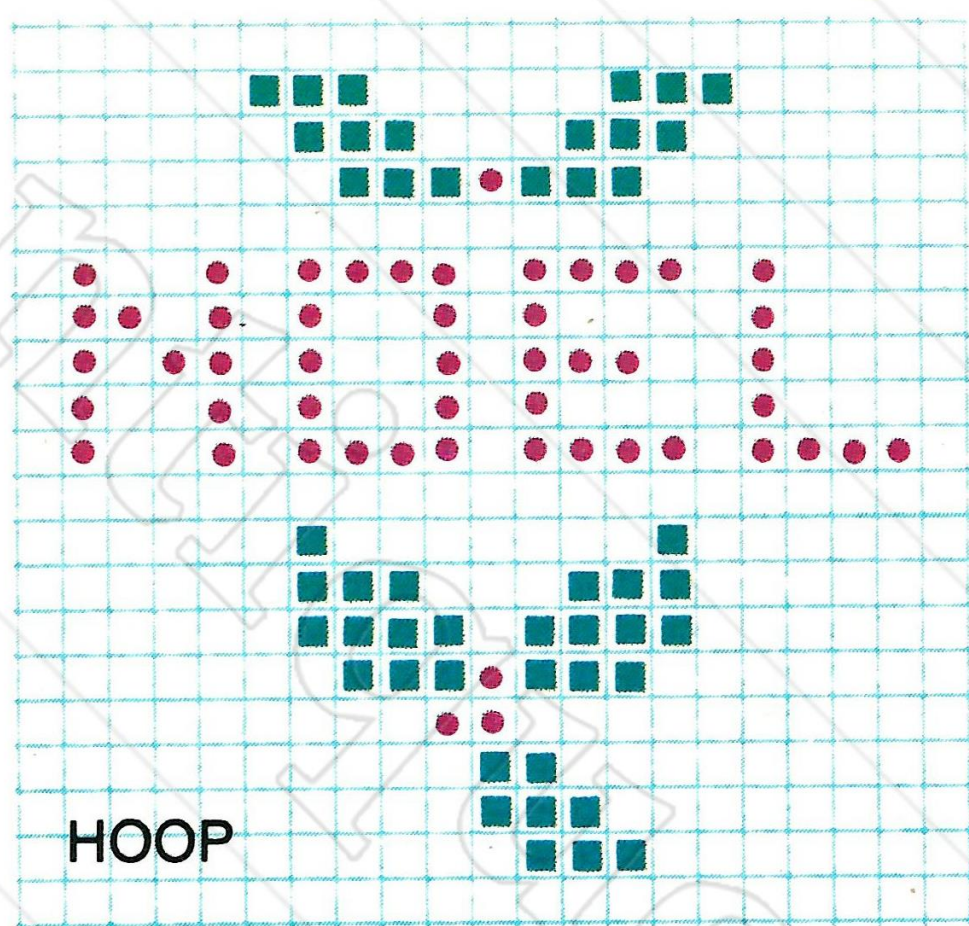
Hoop: Insert one piece burlap into hoop; center. Following graph, cross stitch design. For holly berries, make a double cross stitch. When cross stitching is completed, remove work from hoop. Back with second piece of burlap and reinsert into hoop, being careful to keep design centered. Trim around edge so there is about 3/4 inch protruding from hoop. Fringe all around. Tie a bow at top of hoop, using 10 inch length of ribbon.

For Bookmark you will need 3 x 8 inch piece of burlap, 1-1/2 x 6 inch piece of Wonder-




Under, 1-1/2 inch piece of natural muslin, 10 inch piece of 1/2 inch wide satin ribbon and DMC floss in the following colors: 326 Red and 699 Green.



Coaster not shown in photo



COASTER CASE FRONT



■ 699 Green
● 326 Red

Bookmark: Cross stitch design on burlap. Cut burlap to 2-1/4 x 7 inch, being careful to center design. Fringe 1/4 inch around all edges. Following directions, apply Wonder-Under to back of bookmark. Remove backing paper. With ribbon between burlap and muslin backing, and following manufacturer's directions, iron muslin to back of bookmark. Cut ribbon ends at an angle.

For the Coasters and Case you will need 13 x 6-1/2 inch piece of burlap for case, 10 x 5-1/2 inch piece of muslin, 10 x 5-1/2 inch piece of Wonder-Under, 10 inch piece of 3/16 inch wide red satin ribbon, red and white sewing thread and DMC floss in the following color: 326 Red and 699 Green.

Coasters and Case: Cross stitch design onto burlap, positioning it so it will be centered on the back side and on the flap of the case. Fringe the long edges of burlap. Following manufacturer's directions, apply Wonder-Under to back side of cross stitched burlap, then apply

muslin backing. Turn in both unfringed ends and stitch invisibly by hand. Fold bottom of muslin backed burlap up about 2-3/4 inches. Pin. With 3 strands of red floss, and starting at bottom of one side, sew a running stitch through all layers. Continue the running stitch around flap and down other side. This will form a pocket at the bottom. Make all knots inside pocket. Fold flap down. Cut 10 inch piece of ribbon into two equal pieces. Stitch one on inside of flap, and stitch the other piece 3/4 inch up from the bottom of pocket. Tie ribbon into a bow.

For Coasters you will need four pieces of 4 x 4 inch burlap, four squares of 2-1/2 inch muslin and DMC floss in the following colors: 326 Red and 699 Green.

Coasters: Cross stitch holly sprig motif in center of each burlap square. Cut square down to 3 inches. Fringe edges 1/4 inch all around. Apply Wonder-Under according to manufacturer's directions. Remove backing. Apply muslin backing to coaster. 🍂

BETTY VREISEN



A ROUND FOR CALICO

When the first cold snap blows in, it is a good time to start working on your Christmas handcraft projects. Start this quick fabric wreath now and it will be ready when the holiday arrives.

You will need one 10 inch tubular polystyrene wreath, 2/3 yard of 44/45 inch fabric, 1/3 yard contrasting 44/45 inch fabric, 1 or 2 "T" pins, plastic circle hanger and matching thread.

Note: Use 1/4 inch seam allowances for all seams.

Wreath: Cut fabric as shown (Fig 1). With right sides together, stitch ends of 10-1/2 inch rectangles to form a 90 inch length. With right sides together, stitch ends of 2 inch rectangles to form a 90 inch length. With right sides together, stitch 2 x 90 inch strip to 10-1/2 x 90 inch strip lengthwise to form piece 12 x 90 inches. Then with right sides together, stitch second side of 2 inch strip to second side of 10-1/2 inch strip to form one 90 inch tube with open ends. Finish ends by turning in 1/4 inch. Make sure both ends remain open.

Bow: Fold 8 inch strip for bow in half lengthwise, then fold end to end. Measure three inches from end on folded edge, mark. Using ruler, draw a line from corner on selvage edge to three inch mark on folded edge. Cut along line to form slanted ends of bow (Fig. 2). With right sides together, stitch bow as shown in Fig. 3, leaving 3 inch opening to turn. Trim

corners. Turn and press, making sure corners are neatly pointed. Whipstitch opening closed.

Press 90 inch tube as follows: press seam allowances to one side without making other creases in tube. Turn 90 inch tube right side out. Press flat so that 3/4 inch of fabric extends past the 2 inch contrasting strip. This will be the outer edge of wreath (Fig. 4). Stitch along inner seam of contrasting 2 inch strip. Then stitch 3/4 inch from inner edge, leaving 2-1/2 inch tunnel to fit over wreath. If necessary, adjust measurement from inner edge so that the tunnel is exactly 2-1/2 inches (Fig. 5). Using sharp knife and a cutting board, cut polystyrene wreath at bottom of circle. Feed fabric tube onto wreath. Fit will be snug. Adjust gathers uniformly, placing seam at the top of wreath. Rejoin polystyrene, then cover with fabric. Whipstitch ends of fabric tube together. This will be covered by the bow. Tie pressed 8 inch piece into bow. Tie with a string first. Smooth and shape. Attach by sticking long pin through back of center knot into polystyrene. Sew plastic circle hanger to back just above tip of polystyrene.

JANELL ADAMS

Diagram shown on page 30

Fig. 1 CUTTING GUIDE

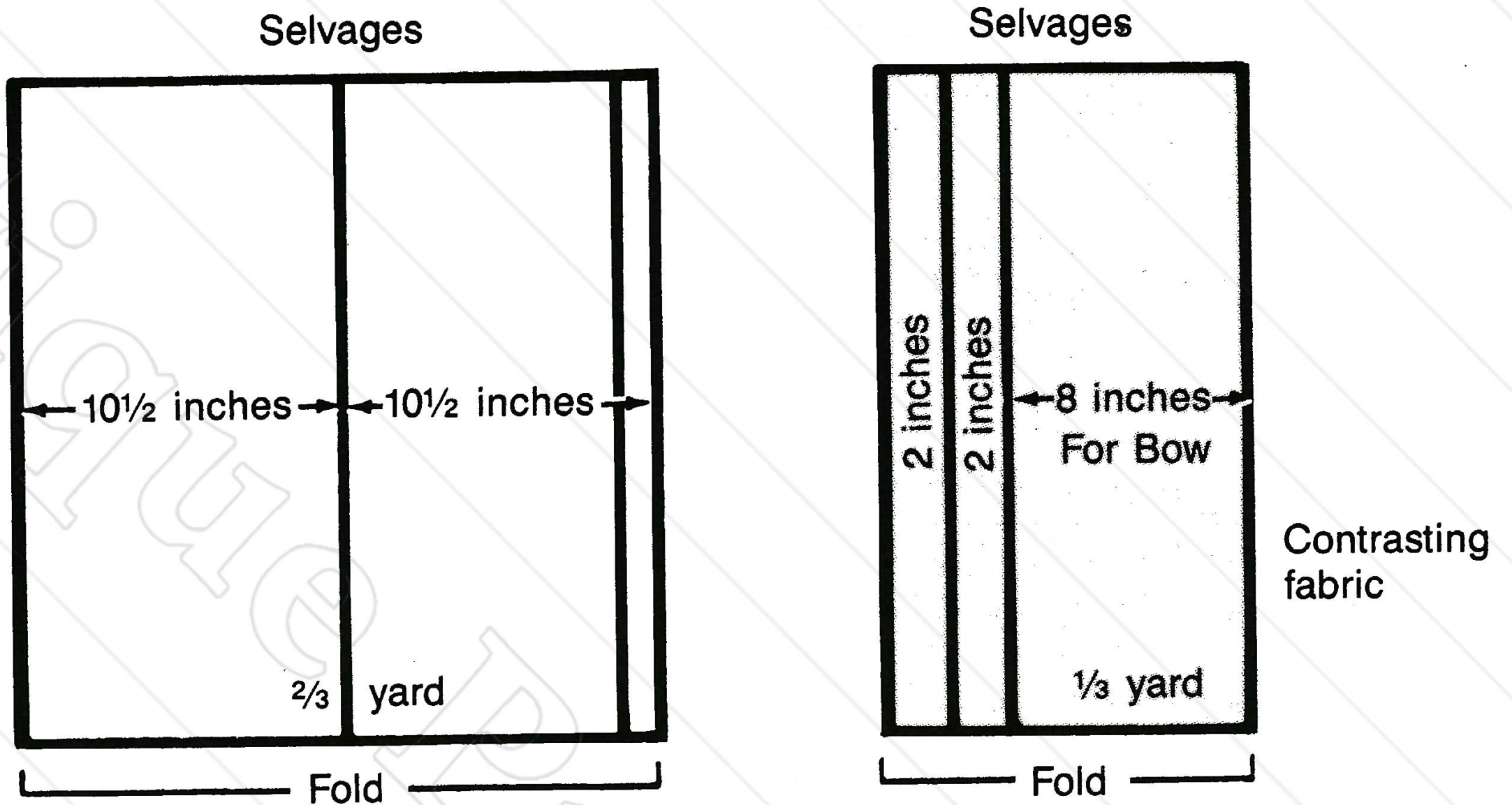


Fig. 2 BOW ENDS

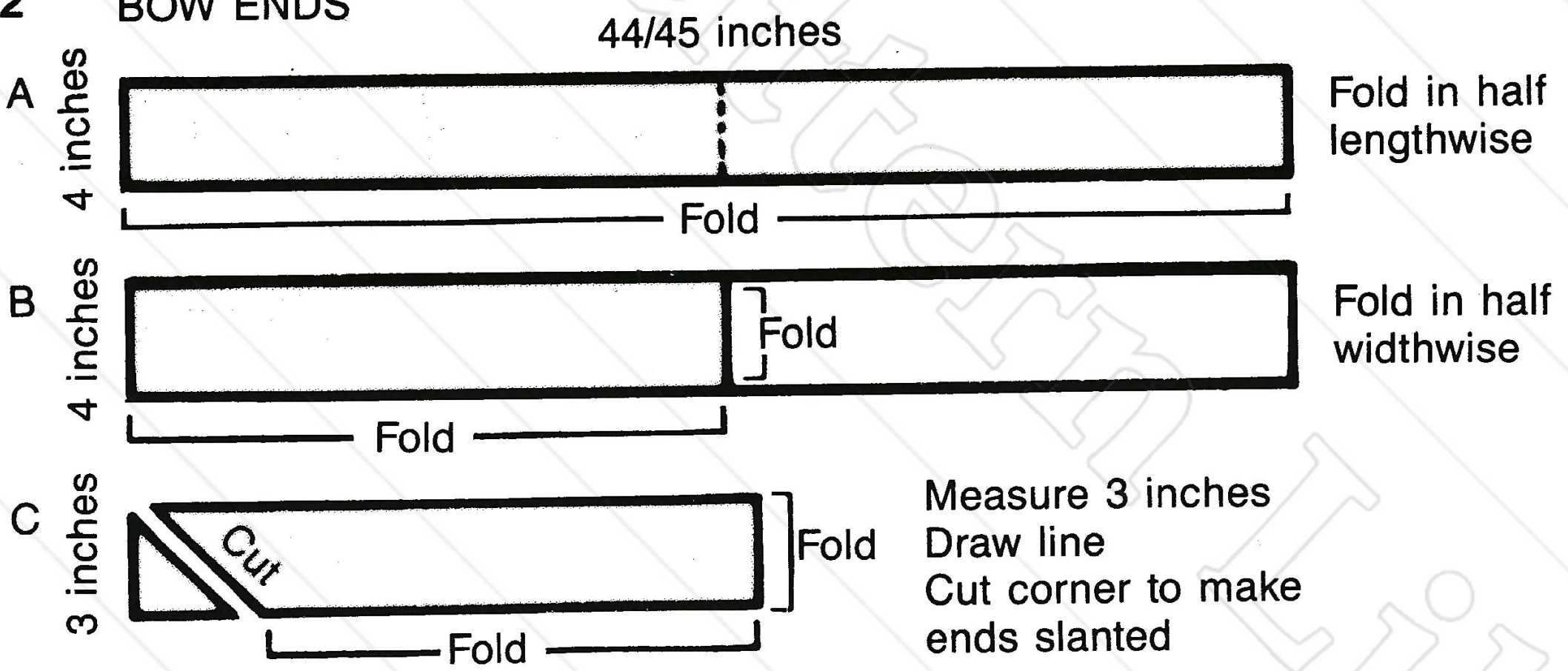


Fig. 3 STITCHING THE BOW

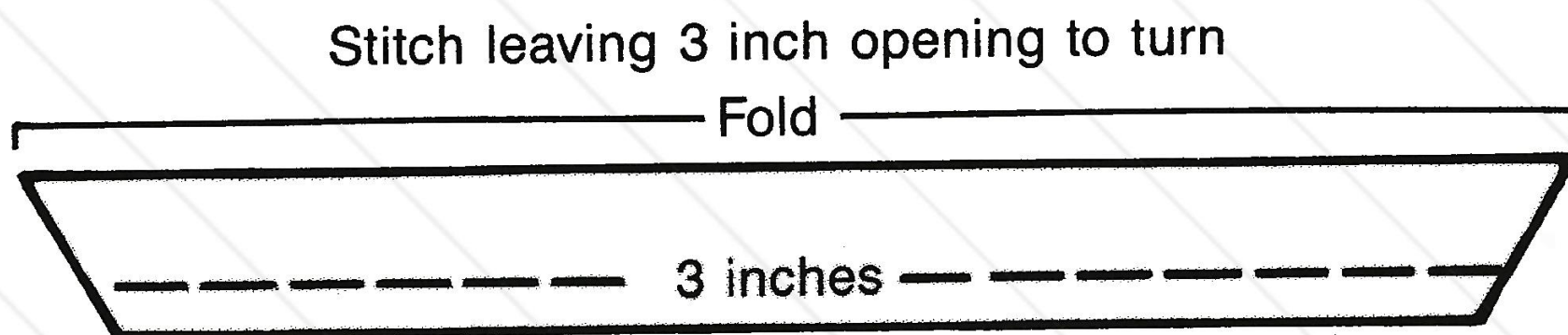
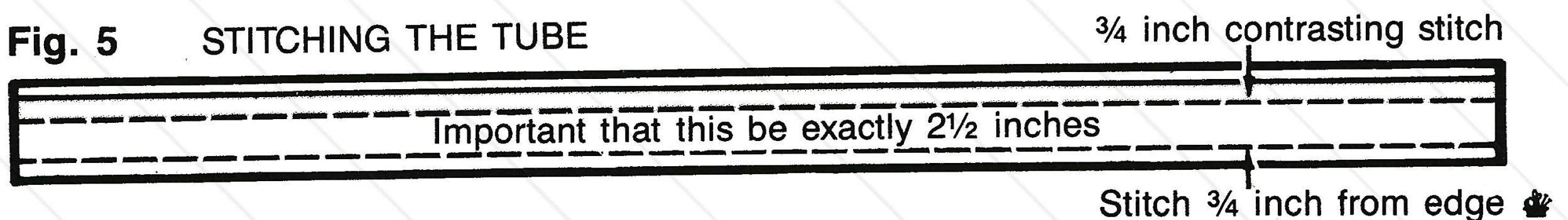


Fig. 4 PRESSING THE TUBE



Fig. 5 STITCHING THE TUBE



Order Now For Fall Delivery!

TULIP BULBS 50 for \$2.99

Bloom Year After Year Without Replanting!

Tulips bloom in all their graceful splendor in spring ...but they must be planted in fall! This fantastically low-priced offer features healthy, hardy planting stock bulbs (2-1/4-3" circ.), 50 for only \$2.99, 100 for \$5.89, or order 200 for \$11.50 and really save! Beautiful flaming mix assortment of reds, whites, yellows, two tones, pink and dark shades. Given proper soil, care and with normal growing conditions these bulbs will develop into larger size bulbs the first year's planting. In fact, we guarantee many blooms next spring, normal bloom the second season or free replacement (3-year limit).

Famous Double Guarantee

All items offered are for delivery early this fall. Planting guide sent with every order, each item is well packed and tagged for easy identification. Be satisfied on receipt or return within 15 days for full refund. Any selection that doesn't grow, we will replace it free (3-year limit). Send now!



CHECK THE COUPON FOR MORE BARGAIN OFFERS FOR FALL PLANTING . . . And You

Get Free Bonus Items At No Extra Cost!

There are more fall planting selections, priced low for fast sellout, listed in the coupon. Simply indicate your selection. You also get these FREE Bonus Items – 6 Grape Hyacinths if order rec'd by Nov. 1 — 6 Pink Debut Bulbs for \$7 order — 6 Sunny Twinkles for \$10 order (plus \$7 bonus) — 6 Dutch Iris for \$14 order (plus \$7 and \$10 bonus). Indicate your selections on the coupon and mail today!

MICHIGAN BULB CO., Grand Rapids, Mich. 49550

**F9 MICHIGAN BULB CO.
Dept. TW-123, 1950 Waldorf
Grand Rapids, Michigan 49550**

Please send order as checked below for delivery early this fall. Include all free bonus items to which I am entitled.

HOW MANY	CAT. NO.	ITEM	COST
	112	Tulips (50/\$2.99 - 100/\$5.89 - 200/\$11.50)	
	114	Daffodils (10 for \$2.99 - 20 for \$5.79)	
	124	Crocus (15 for \$2.99 - 30 for \$5.79)	
	134	Parrot Tulips (6 for \$2.99 - 12 for \$5.79)	
	122	Bearded Iris (3 for \$4.99 - 6 for \$9.79)	
	639	Dutch Hyacinths (4 for \$3.99 - 8 for \$7.79)	


Remittance enclosed, plus \$1.90 postage and handling. (Sorry, no COD's . . . Post Office charges almost \$1.00 extra).

TOTAL	\$
	1.90
GRAND TOTAL	\$

PRINT MR. MISS
NAME MRS. MS. _____

ADDRESS _____ APT # _____

CITY _____ STATE _____ ZIP _____



RIBBON PINECONES

Bring home a basketful of ribbons with which to craft pinecones for every reason and season. You need only a bit of ribbon and some pins.

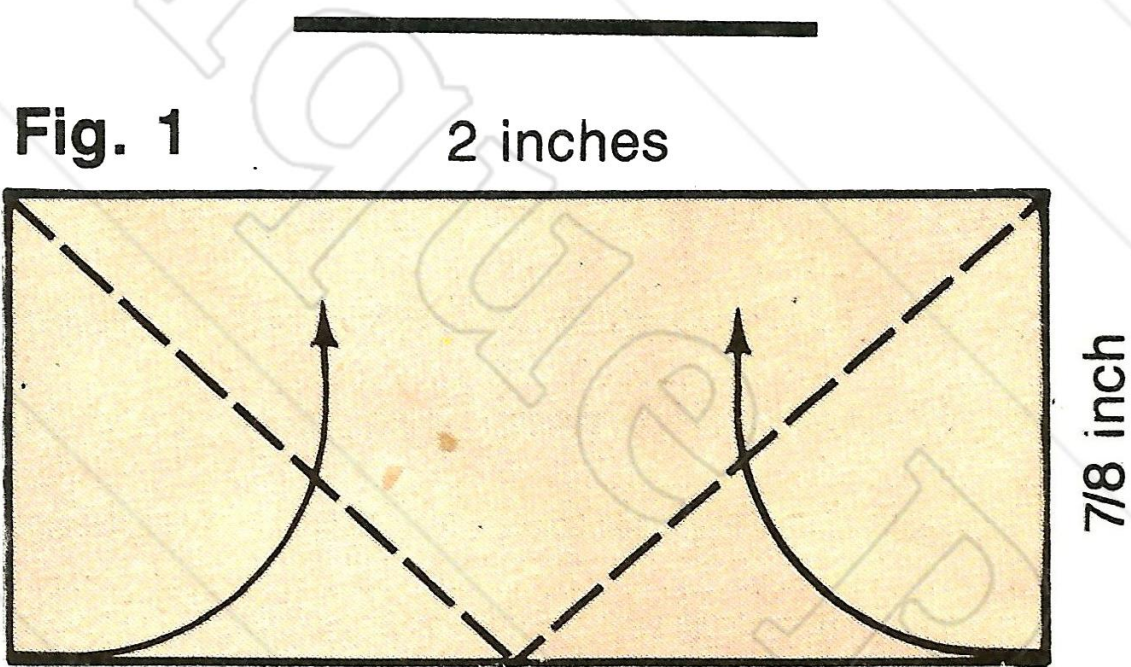


Fig. 1

2 inches

7/8 inch

You will need 3 yards of 7/8 inch ribbon, cut into 52 two-inch pieces, one yard of contrasting ribbon for bow, 104 flat head steel pins and one 3-inch polystyrene egg.

PINECONE: Fold strips into triangles (Fig. 1) and iron. At narrow end of egg, pin 2 triangles, seam side down opposite each other so that tips meet 1/4 inch beyond egg, pin in each corner (Fig. 2). Pin 2 more triangles opposite each other in spaces between the first two, with tips meeting. Pin two more triangles opposite each other in the remaining spaces. Place 4 more triangles with tips in line with tips of first row. Continue to alternate rows in this manner until egg is completely covered. With 12 inches on contrasting ribbon make a hanger and bow. Glue or pin to large end of egg. ♣

MARY WILLNAUER

Information for pattern and kits is available by sending SASE to Quilted Memories, HCR 2, Box 2289, Branson, MO 65616.

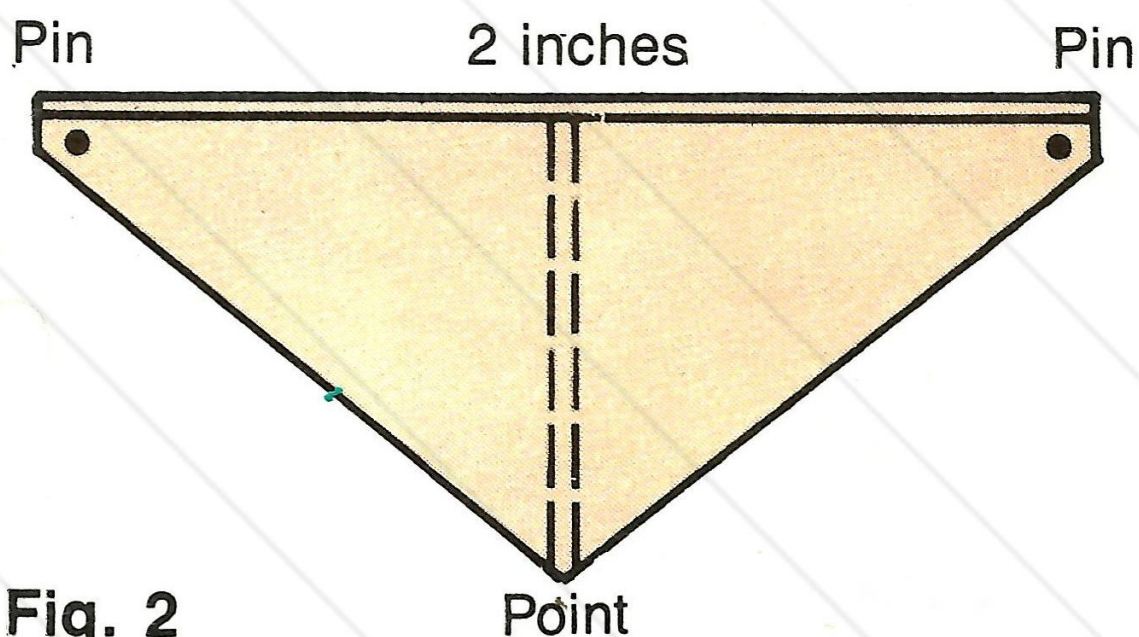



Fig. 2

Point

TRANSFER DESIGNS



Call in fall and the holidays with a little stitching, using our latest transfer design. It won't take you long to create a set of hand worked napkins and place mats for your Thanksgiving celebration with the designs for the fall cornucopia and a very anxious turkey. And, if you start now, our great seasonal designs will help you stitch a few pieces to share with people who have been especially nice and deserving during the past year.

In using an iron to transfer design to material, make a test first to determine proper heat and time. First, heat iron very hot but safely below scorching. Cut a small test design and place (red side down) on material. Protect fabric by placing tissue paper, wrapping paper or a press cloth over design. Press, moving iron constantly over surface to distribute heat evenly. If iron is at proper temperature, several seconds are required; if not hot enough, it may take a minute or more to get a good stamping. Stamping comes off SLOWLY and is faint at first. Press until clear.

When test results are satisfactory, cut out desired design and pin or baste in place, proceeding as described. ♣



TAKE A BREAK

with strip-pieced place mats

These Christmas place mats can be made with a minimum of effort and a maximum of color and cheer. Any Christmas print may be used for the strip-pieced design. If time allows, hand or machine quilt with designs provided.

To make two place mats you will need 1/2 yard print fabric, 1/2 yard batting, 1-1/2 yards double fold wide bias tape, fabric scraps for strip quilting and thread.

To make four place mats you will need 1-1/8 yards of 36 inch wide print or 3/4 yard of 44-60 inch wide print fabric, 1-1/8 yards of batting, 6 yards of double fold wide bias tape and fabric scraps for strip quilting.

Place Mat: Cut one each of pattern piece A for place mat back and batting. Cut one of pattern piece B for place mat front. Sandwich batting between front and back with right sides to the outside. Pin in place. To strip-piece the remaining sections, cut 7 fabric strips 2 inches wide in assorted colors and patterns. The longest strip will be 15 inches and the rest will gradually decrease in length. Using 1/4 inch seam, sew strips together in

desired sequence, going from longest to shortest. Pin pieced section in place, using 1/4 inch seam, sew in place, stitching from top of place mat to bottom edge, stitching through strip, batting and place mat backing. Trim edges.

Binding: Using double fold extra wide bias tape, sew bias to the place mat backing, with outside edge of place mat even with outside bias edging. Turn under 1/2 inch on bias tape so that raw edge will be hidden when bias tape is brought to the front. Bring bias tape to front of place mat and turn under the 3/8 inch pre-folded edge of tape. Pin, baste and stitch using straight machine stitching or zigzag.

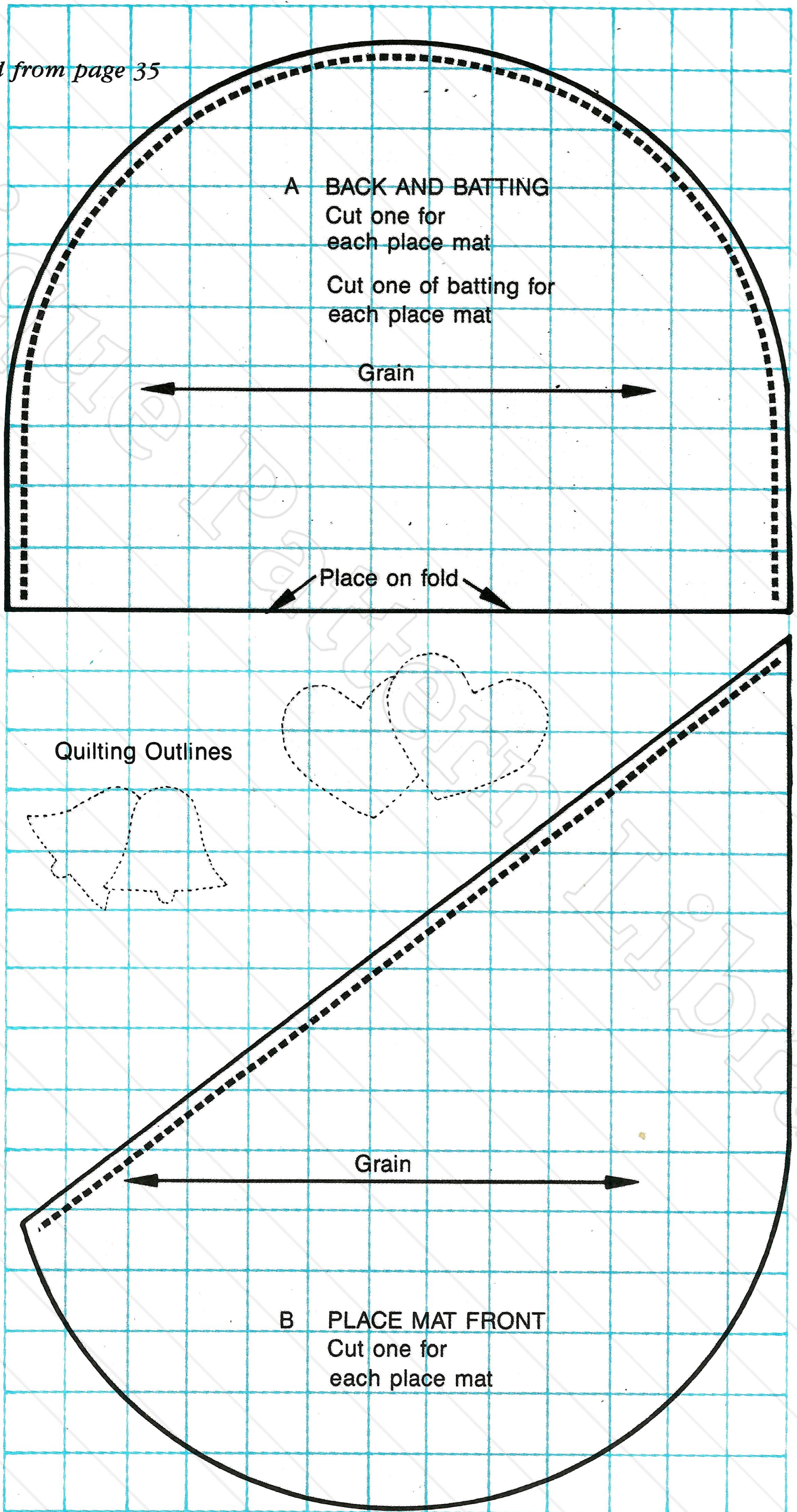
If desired, hand or machine quilt Christmas design on portion of mat without strip quilting. Patterns for optional quilting given.

LA RAYNE MEYER

Diagram shown on page 36

OCTOBER, 1989 • 35

Continued from page 35



OVER 500,000 IN USE!

It's Automatic!

The Embroidery Machine™ by Easy Punch™

FREE TRIAL OFFER

**30-Day Money Back Guarantee
5 year Warranty**

CREATE EMBROIDERY INSTANTLY!

Just guide the tool along the pattern! This easy-to-use, light-weight new tool actually creates hand embroidery at the push of a button! Variable speed makes up to 500 stitches a minute. Beginners can work slower.

Just push this button and you're making up to 500 stitches a minute!

EVERY STITCH IS PERFECT BECAUSE IT'S AUTOMATIC.

SPOOL FITS ON END – FEEDS THREAD THROUGH NEEDLE AS YOU WORK!

Every one of these beautiful crafts was made with Embroidery Machine in just a few hours. It's EASY!



Free! CHRISTMAS ORNAMENT KIT WITH YOUR ORDER!

COMPLETE KIT INCLUDES
Tool, 3 Needles, Instant Threader, Iron-On Transfer Pattern Book with over 100 Patterns, Hoop, Cloth, Instruction Book, 28 SPOOLS OF THREAD IN 28 BEAUTIFUL COLORS

New! DELUXE KIT
Includes everything in the COMPLETE KIT... PLUS: 8" Hoop with Legs, Extra Large Spool Holder, Extra Large Needle, 5 Exciting Books With Over 250 Iron-On Transfer Patterns

**To Charge, Call TOLL FREE:
1-800-626-9000**

Mail to: Embroidery Machine, P.O. Box 599, Dept. WB10, Pawtucket, RI 02862

- YES! Send the COMPLETE KIT \$18.95 + \$4 Post/Hand
- DELUXE KIT \$29.95 + \$5 Post/Hand
- 3 of Our Most Popular Transfer Pattern Books just \$5.98 + \$2 Post/Hand
- Embroidery Machine TOOL ONLY \$16.95 + \$3 Post/Hand

Name _____

Street _____ Apt. # _____

City _____ State _____ Zip _____

____ VISA ____ MASTERCARD Expiration Date: _____

Card #: _____

RI residents, please add 6% sales tax. CA residents, please add 6% use tax. Canadian residents, please add \$3 extra postage and send US Funds. © 1989 BP, Inc.

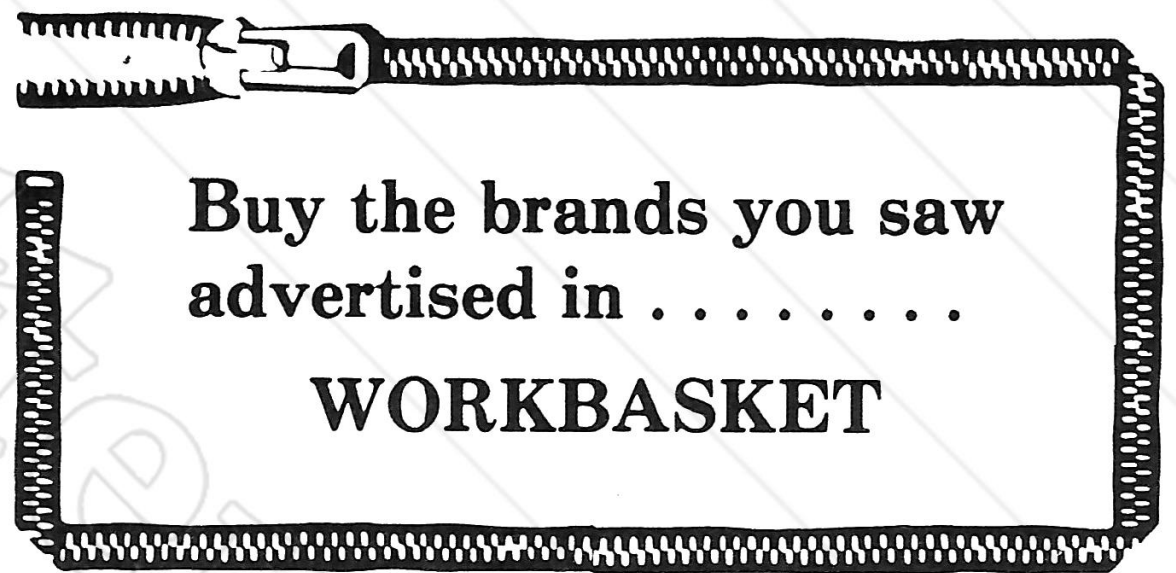
BUYER'S YARN GUIDE

For information concerning the yarns featured in this issue, write to:

Coats & Clark (WB)
Red Heart Super Sport Yarn
Red Heart Persian Type Needlepoint & Crewel Yarn
P.O. Box 1010
Toccoa, GA 30577

Susan Bates, Inc. (WB)
Paton's Canadiana
212 Middlesex Ave.
Chester, CT 06412

DMC Corp. (WB)
Embroidery Floss
Port Kearny
Bldg. #10
South Kearny, NJ 07032-0650




Buy the brands you saw
advertised in
WORKBASKET

Organizations Earn \$50.00 to \$93,000.00!!!

**Publish Your Own COOK BOOKS
With your own community recipes!**

Lowest prices anywhere The largest selection of inexpensive optional features available.



Thousands of happy Church, School, and Civic organizations have proven this to be a successful fund raiser. Easily used by even small groups with only 10 members. We can inexpensively publish your organizations own recipes (up to 1,000 or more), in a colorful, unique, attractive book including 60 pages of basic cooking information, many in full color. Custom full color covers available.

New custom solid plastic covers available.

Plastic spiral bound, three-ring binder and hard bound books available also. Over 5,000 titles published annually representing over 1.5 million books. No investment required!

Liberal 90 day terms after books are delivered. "The Books Sell Themselves"


Also, BIRTHDAY, ANNIVERSARY, and ACTIVITY CALENDARS with up to 12 different pictures of your organizations, starting with any month of the year, showing birthdate and activity dates for your community.

Also CHURCH BULLETINS, full color note paper, Christmas cards, and note cards. For full information, write giving full organization name.

CIRCULATION SERVICE, Inc. (913) 491-6300
P.O. Box 7306-DD Indian Creek Station
Leawood, Kansas 66207 HRS. 9:00 a.m. - 5:00 p.m. C.S.T.

WORLD'S LARGEST PUBLISHER OF PERSONALIZED COOKBOOKS
"38 years of service to our customers!"

Plastic Canvas! MAGAZINE™



IF
YOU
CAN
THREAD
A NEEDLE,
YOU CAN
STITCH THE
WONDERFUL
PROJECTS IN




PLASTIC CANVAS!

MAGAZINE. SEE

FOR YOURSELF —

TAKE A FREE LOOK

TODAY!




Complete,
easy-to-follow
instructions!
Jam-packed
with the best
new patterns
around! Big,

full color pictures and crystal
clear charts and instructions.
Fresh, original and never-
before-published projects!


Get the latest
copy and see for
yourself.

See For Yourself —



FREE!

Decide for yourself if **Plastic Canvas!
Magazine** isn't everything you've been look-
ing for! Clip the coupon below and we'll rush
you the latest issue!



YES!

Let me see for myself!
Please begin my subscription to
Plastic Canvas! Magazine for 1 year and bill
me later for only \$12.95. If I'm not pleased, I can write 'cancel' on
the bill and owe nothing. Rush me the newest issue!



NAME _____

ADDRESS _____

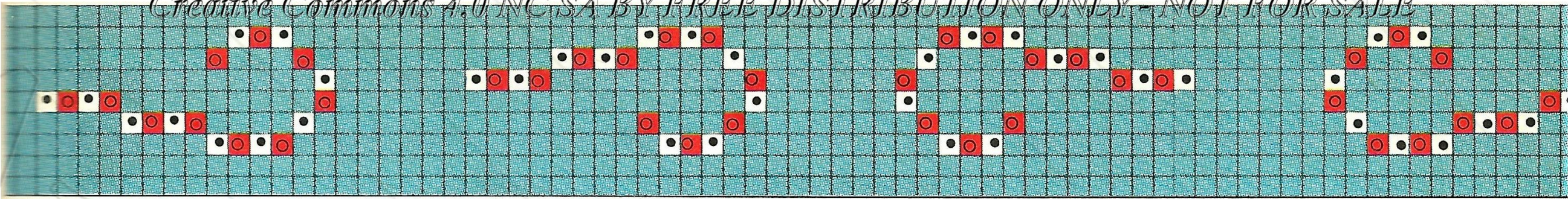
CITY / ST / ZIP _____



PLASTIC CANVAS! MAGAZINE

Dept. WB20, 23 Old Pecan Road, Big Sandy, Texas 75755





CHRISTMAS MOUSE

with winsome ways

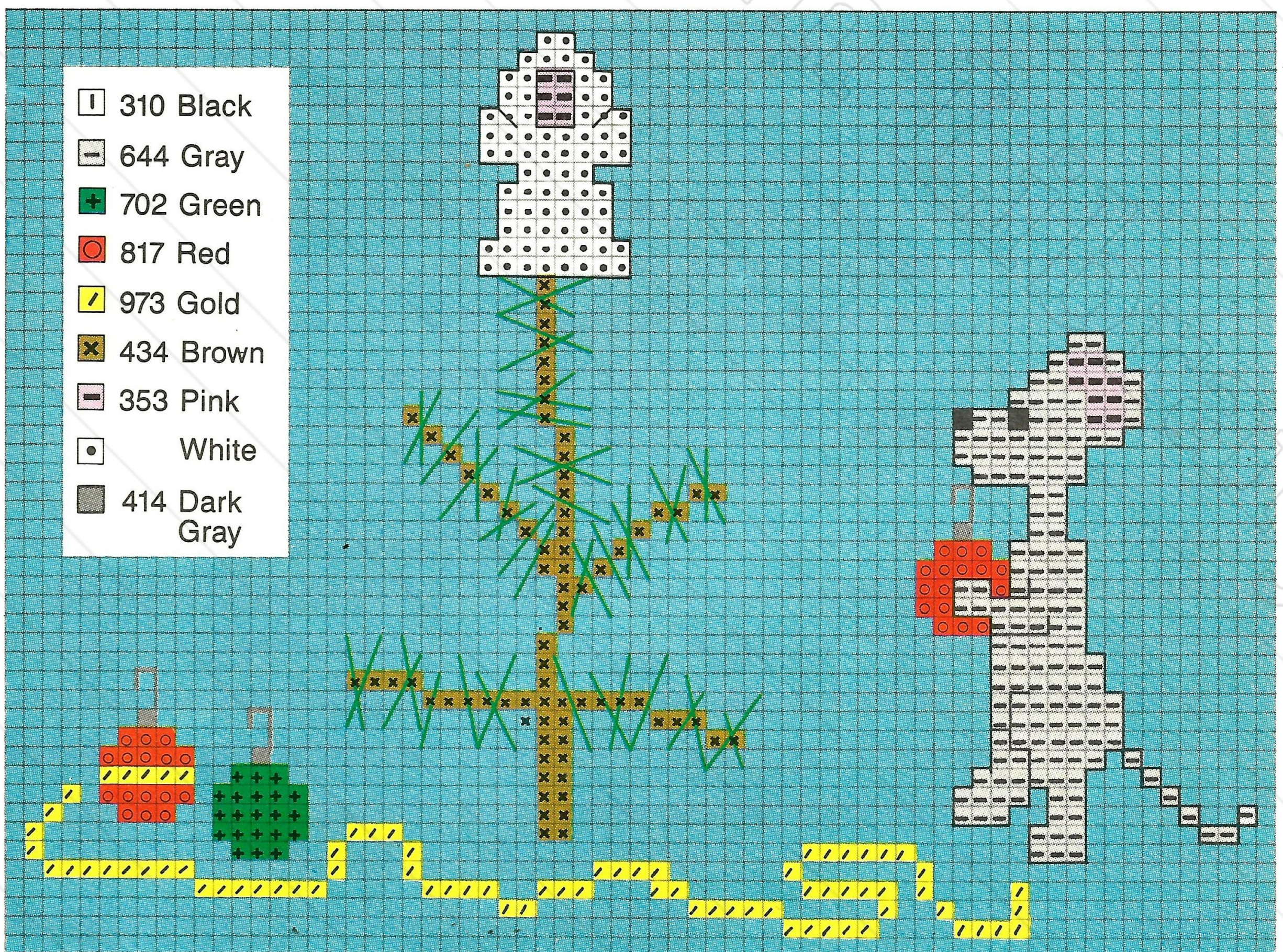
Let this engaging cross stitch mouse with the true Christmas spirit entice you to do a little holiday stitching.


You will need one 9 x 36 inch piece of Wichelt's 18 count dark blue Davos cloth and DMC embroidery floss in the following colors: 310 Black, 644 Gray, 414 Dark Gray, 702 Green, 817 Red, 973 Gold, 434 Brown, 353 Pink and White.

Measure 1/4 inch from each corner and carefully pull out one thread from the

weave of cloth. This will leave a gap in the cloth for a sewing guide. Machine stitch in this gap completely around the runner. After stitching, unravel the outside edges for the fringe. Stitch all cross stitches using 2 strands of floss, following chart. Longstitch pine needles using one strand of green. Backstitch around mouse and angel, using one strand black. Backstitch hooks on ornaments using two strands of dark gray. 🐭

PEGGY THOMAS





FALL OUTING

Welcome autumn with a quiet repast under a canopy of blazing fall leaves. The richness of the scenery will be rivaled only by your well-stocked picnic basket. We suggest packing a hearty minestrone, marinated vegetables and filled pita breads. Serve along with breadsticks, a few robust cheeses and top the meal off with a harvest-fresh apple cake.

Minestrone

*1/2 pound garbanzo beans
2 quarts water
1/2 cup olive oil
1/2 cup ham, diced
2 medium sized onions, chopped
1 clove garlic
1 leek, washed and sliced
2 carrots, peeled and cubed
1 rib celery with leaves, chopped
4 potatoes, peeled and cubed
2 cups cabbage, chopped
4 tomatoes, peeled and chopped
3-4 cups water, or as needed
1 tablespoon thyme, chopped
1 tablespoon basil, chopped
2 tablespoons Italian parsley,
chopped
Salt and pepper to taste
1/2 cup small cooked pasta, if
desired*

Cover beans with water and soak overnight. Drain and cover with fresh water and simmer for 2 hours or until almost done. Pour olive oil into a large, hot skillet. Add ham and sauté. Remove to soup pot with slotted spoon. Add onions and garlic and sauté until onions turn golden. Remove to soup pot with slotted spoon. In same skillet, sauté vegetables briefly, in several batches if necessary. Pour into soup pot. Add tomatoes, water as needed and seasonings. Bring to boil

and let simmer about 20 minutes. If desired, add pasta the last 10 minutes of cooking time. Serve hot with freshly grated Parmesan cheese. Makes 8 servings.

Marinated Vegetables

Vinaigrette:

*1/4 cup white vine vinegar
1/4 cup lemon juice
2 teaspoons Dijon-style mustard
1-1/2 cups olive oil
3/4 cup vegetable oil
Salt and pepper to taste*

*3 pounds mixed vegetables: carrots,
summer squash and string beans*

To make vinaigrette, place vinegar, lemon juice and mustard in a large bowl. Whisk mixture together; gradually add oils. Add seasonings to taste. Makes one quart vinaigrette.

Wash and cut vegetables as desired. Blanch separately in boiling water until tender-crisp. Remove with slotted spoon and drop into ice water to stop cooking. Let drain and cool thoroughly. Place in container and pour vinaigrette over. Cover and refrigerate.

Vegetables may be flavored with herbs and spices such as mustard or sesame seeds, chopped Italian parsley, rosemary or basil.

STAINLESS STEEL "3600 Plus+"

VITA-MIX® THE KITCHEN APPLIANCE


For the Natural Food or Gourmet Cook

Someday other kitchen appliances may be able to juice without waste, cook without burning, freeze instant ice cream, grind wheat, mix and knead bread dough in 3 minutes.

As of now only Vita-Mix® can do these things as well as chop, grate, puree, grind meat, whip, make nut butters, mix cakes, make baby food, prepare special diets, chop ice, blend and liquefy. *One powerful stainless steel compact unit—no attachments needed—takes only 8½" x 11" counter space.*

Freeze ICE CREAM—lowfat yogurt too! Completely natural with fresh fruit.

COOK By Impact—Impossible to burn, scorch, or lump gravies, sauces, puddings, soups. Save vitamins normally destroyed by excessive heat.



Make TOTAL JUICE With The Fiber

Vita-Mix® juices whole fruits and vegetables. It does not separate and discard the pulp (fiber, vitamins, etc.) from the liquid juice like old fashioned strainer type juice extractors.

NOW SAVE UP TO 400% THE VITAMINS

U.S. Dept. of Agriculture Handbook #8:

	extracted juice only*	peel and everything*
LEMONS (Vit. C)	90 mg.	346 mg.
ORANGES† (Vit. C)	109 mg.	319 mg.
APPLES (Vit. A)	160 I.U.	380 I.U.


*Per pound of fruit †Fresh ripe Valencias

Grind any GRAIN—into cereal or flour with precious vitamin oils and fiber retained.

Make BREAD! In the Vita-Mix® grind whole kernel wheat into flour, then mix and knead into bread dough, all in one simple 3-minute operation.

At last...make good MICROWAVE BREAD! from whole grain or flour into baked bread in minutes.

Make Low Fat YOGURT—By cup or gallon—Save money!



FREE...
 ...WITH EACH VITA-MIX!
 The new "Versatile Vita-Mix" Cookbook—480 delicious, mouthwatering recipes that go beyond the limitations of conventional kitchen appliances.

**CALL OR WRITE For Your Complete Information Package Today...
 TOLL FREE 1-800-VITAMIX
 (1-800-848-2649)**

CHECK THESE FEATURES

- Self-Cleaning
- Open, No-Splash Lid
- Reversing Motor, Blades
- Spigot for Easy Serving or Continuous Processing
- Stainless Steel Construction
- Power Tool Quality Motor
- Safe 115 Volt Grounded Plug
- 5 Year Limited Warranty
- Expert Quality Service



SEND COUPON TODAY

Vita-Mix® Corporation, 8615 Usher Road, Cleveland, Ohio 44138—Dept. WB1089

In Canada: Call 1-800-848-2649

We will RUSH TO YOU A GIANT FOLDER giving the complete, exclusive details... plus WHERE TO BUY information... and SPECIAL PRICE.

Name _____
 Address _____
 City/State/Zip _____
 Telephone No. _____

Pita with Meat Filling

- 3 tablespoons pine nuts*
- 2 tablespoons oil*
- 1 onion, chopped*
- 1 pound ground meat, lamb or beef*
- 6 dried apricots, chopped*
- 3/4 teaspoon cinnamon*
- 1/2 teaspoon allspice*
- Salt and pepper*
- Small bunch parsley, finely chopped*
- 4 pita breads, warmed*

In a large skillet, sauté pine nuts in oil until brown; remove with a slotted spoon. In same skillet, sauté onions until soft, remove with slotted spoon. Add meat and break up with a fork. Add apricots and seasonings and stir until meat takes color. Remove from heat and add parsley and pine nuts. Fill pitas. Wrap in foil to keep warm.

Pita with Chicken Filling

- 1 chicken*
- 3/4 pound onions, quartered*
- 1 teaspoon cumin*
- 1-1/2 teaspoons cinnamon*
- 1/2 teaspoon allspice*
- 3/4 teaspoon ginger*
- 2 cardamom pods, crushed*
- Juice of one lemon*
- Salt and pepper to taste*
- Bunch coriander, finely chopped*
- 5 egg yolks*
- 1/2 cup blanched almonds*
- 7-8 pita breads, warmed*

Place chicken in a large sauce pan. Cover with water and bring to boil. Add onions, cumin, cinnamon, allspice, ginger, cardamom, lemon juice, salt and pepper. Let simmer for 1-1/2 hours or until meat falls

from the bones, removing scum occasionally. Remove chicken. Strain stock; add coriander and reduce to one cup. Beat egg yolks lightly, add to stock over low heat, stirring constantly, until mixture is thick as cream. Toast almonds and chop.

Skin, bone and coarsely chop the chicken when cool enough to handle. Add to yolk and stock mixture. Add almonds. Taste and adjust seasonings. Fill pitas and wrap in foil to keep warm.

Apple Cake

- 2 eggs*
- 1-1/4 cups sugar*
- 2 cups flour*
- 2 teaspoons baking powder*
- 1 cup cream*
- 2 tart apples, peeled and cut into wedges*
- 1 tablespoon sugar*
- 1/2 teaspoon cinnamon*
- 1 tablespoon butter, melted*

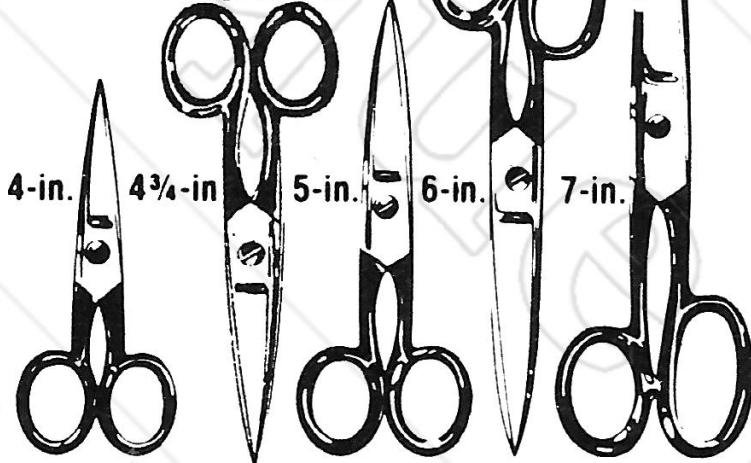
Beat eggs and sugar until light and fluffy. Mix baking powder and flour. Gradually add flour mixture to egg mixture, alternating with cream. Pour into a 10-inch springform pan.

Peel apples and cut into wedges. Arrange wedges in a fan on batter. Sprinkle with sugar and cinnamon; drizzle with melted butter. Bake at 350° for 60 minutes or until done.



LOW VITAMIN PRICES NOW POSSIBLE!

5 pc. SCISSORS SET



FREE WITH EVERY ORDER

You can never have too many scissors around the house! This set gives you scissors for virtually every family need—dressmaking, thread snipping, embroidery, needlework, crafts, kitchen, utility. High grade quality—chrome plated blades ensure a durable, sharp cutting edge. And we'll send the complete 5-pc set FREE with your order if you simply check the box in the order form and add \$1.00 for handling. **This offer expires Oct. 31, 1989**
May never be repeated!

Yes, low vitamin prices are now possible. We found our modern equipment wasn't enough, so we cut-out the "frills" and went back to some of our old ways when prices were lower. It worked, so now you can buy more for less at Lee Nutrition.

VITAMINS BY MAIL FROM LEE NUTRITION

BALANCED 50 MG. B-COMPLEX
HI-POTENCY
"LEE-PLEX 50 MG."
In 1 cap daily; 50 mg each of Vit. B1, B2, B6, Niacinamide, Pantothenic Acid, Choline, Inositol, 50 mg. Para-Aminobenzoic Acid, 50 mcg. each of B12, d-Biotin, 100 mcg. Folic Acid.

50 CAPS	1.79	100 CAPS	2.69
500 for \$10.59			

***NIACIN**
TIME RELEASE 500 MG. TABLETS

100 TABS	4.50	250 FOR 8.00	500 FOR 15.00
----------	-------------	--------------	---------------

*Ask your Doctor about the Cholesterol lowering benefits of NIACIN.

100-B COMPLEX
100 MG. EACH OF B-1, B-2, B-6 NIACINAMIDE, CHOLINE, INOSITOL, PANTOTHENIC ACID & PABA, 100 MCG EACH OF B-12, BIOTIN & FOLIC ACID.

50 TABS	3.35	100 TABS	5.49
---------	-------------	----------	-------------

"KEY 4" TABS
KELP, VITAMIN B6, LECITHIN & CIDER VINEGAR
Highest Quality
Only the low price is different

100	79¢	500	2.99
-----	------------	-----	-------------

BETA-CAROTENE

CAPSULES	100 FOR 2.95
25,000 IU	250 FOR 6.75
PRO-VITAMIN A	500 FOR 12.75

HIGH POTENCY VITAMIN B6

50 MG. Tablets	100 MG. Tablets
100 for 89¢	100 for 1.49
500 for 3.98	250 for 3.65

HI-POTENCY STRESS FORMULA
High Potency B Complex & Vit C

100 TABS	1.95	250 TABS	3.89
----------	-------------	----------	-------------

OAT BRAN
FIGHTS CHOLESTEROL
CEREAL TABLETS

1 lb.-1.85	100-1.10
3 lbs.-4.65	500-4.75
6 lbs.-8.95	1000-8.50

100 MCG. VITAMIN B-12	500 MCG. VITAMIN B-12
100 FOR 65¢	100 FOR 1.95
500 FOR 2.50	500 FOR 7.50

Enjoy 3 Nutritious Meals on The **GRAPEFRUIT DIET PILL PLAN AND LOSE WEIGHT FAST**
90 FOR 2.98 250 FOR 6.00 500 FOR 9.85
SAME FORMULA OTHERS CHARGED \$5.98 AND UP FOR

'ALOE-VITE' with ALOE VERA, Vitamins A, D, E and Panthenol. Relieves skin itching, pain and irritation, promotes healing.
2 OZ. TUBE-3.00 2 FOR 5.00

THE MOST WANTED POTENCY
250 mg Capsules **GINSENG** 100 for **2.89**
500 for **12.95**

Special Offer from Bob Lee B755
400 UNIT **VITAMIN E** CAPSULES
LIMIT ONE OF ANY SIZE TO A FAMILY
OFFER EXPIRES 10/31/89
COMPARE ANYWHERE
 100 for **1.45**
 500 for **6.99**
 1000 for **13.95**
MAIL COUPON WITH ORDER

Special Offer from Bob Lee B755
500 MG. **VITAMIN C**
WITH ROSE HIPS
LIMIT ONE OF ANY SIZE TO A FAMILY
OFFER EXPIRES 10/31/89
COMPARE ANYWHERE
 100 for **87¢**
 500 for **3.99**
 1000 for **7.59**
MAIL COUPON WITH ORDER

ALFALFA Tablets 100 TABLETS 38¢ 500 FOR \$1.55 1,000 FOR \$2.89	GARLIC OIL CAPSULES 100 Capsules 79¢ 500 for \$3.19	DOLOMITE TABLETS Laboratory tested 100 TABLETS 43¢ 1,000 for \$1.79
--	---	--

EPA CAPSULES
PROFESSIONAL QUALITY
EXTRACTED FROM FISH BODY OILS
Since it has now been determined that EPA is very effective, we are offering unsurpassed quality EPA capsules at very low prices. Each sealed capsule contains 180 Mg. of EPA plus 120Mg. of DHA. We are currently filling orders from individuals, doctors and hospitals. Others charge up to \$19.00 for 100 capsules of this potency.

100	4.95
200	9.50
400	17.85

500 MG. BEE POLLEN TABS
100 for **2.19**
500 for **\$7.50**

SUPER ORGANIC IRON TABS
100—**1.49**
500—**5.49**

COD LIVER OIL CAPS
100 CAPS **88¢**
500 Caps **\$3.99**

VITAMIN A & D TABLETS (5000A, 400D)
100 for **49¢**
500 for **1.95**
1000 for **3.50**

POTASSIUM GLUCONATE 595 MG.
100 Tablets **95¢**
500 for **\$4.29**
1,000 for **\$7.99**

9 Vital Minerals Multi-Minerals
100 Tablets **98¢**
500 for **\$4.50**

Desiccated LIVER Tablets
7 1/2 GRAIN
100 FOR **69¢** 1,000 FOR **3.50**

HERBAL LAXATIVE 100 TABLETS 85¢ 500 FOR 3.49	BONE MEAL TABLETS 100 TABLETS 49¢ 500 for \$2.19 1,000 for \$3.69
--	--

HIGH FIBER BRAN 500 MG Tablets 100 for 69¢ 500 for \$2.99	ACIDOPHILUS CAPSULES 100 for 1.79 250 for 4.45 500 for 8.75
---	--

Pure Lecithin granules

1 Lb.	2 Lbs.	4 Lbs.
2.98	5.49	9.99

PRICES IN THIS AD GOOD UNTIL OCT. 31, 1989

MAIL YOUR ORDER TO
Lee Nutrition
290 MAIN ST.
CAMBRIDGE, MASS. 02142

MASTER CARD and VISA accepted on orders over \$10.00
Please print card number and expiration date on separate piece of paper. We reserve the right to limit quantities.

QUANTITY	SIZE	NAME OF PRODUCT	TOTAL PRICE
Shipping charge			\$1.50
Handling charge for Scissors Set			\$1.00
SATISFACTION GUARANTEED		TOTAL AMOUNT	B755

FREE SCISSORS SET Just check this box, add \$1.00 for handling your FREE Scissors Set and mail your order by Oct. 31, 1989.

PRINT NAME _____
ADDRESS _____ APT. _____
CITY _____ STATE _____ ZIP _____

**\$10
GIVE-AWAY
OFFER**

Why Are We Giving Away Our
Deluxe Imported Allante™

**leather look
dress skirts**

for **\$10**
only

**GUARANTEED TO THE
FIRST 10,000 WHO RESPOND
BY DECEMBER 25, 1989**

Love those sexy leather skirts—but hate those \$200 price tags? Then don't buy those \$200 leather skirts! We're giving away our luxury imported ALLANTE™ Supplia Dress Skirts (so sinfully soft and sexy you'll swear they're real glove leather) for only \$10—guaranteed—to the first 10,000 who answer this publicity ad. SORRY—limit two (2) per address, but if you respond before Dec. 17, order up to 5. No dealers or wholesalers, please. We reserve the right to extend above time and quantity guarantees. Hurry!*

**Supplia is DME's trademark for its imported polyurethane man-made leather.*



© 1989 RBM Ltd 1200 Shames Drive Westbury NY 11590

\$10 GIVEAWAY COUPON

Make check payable to: RBM Ltd.
Or Charge to: VISA MASTERCARD
Enter all 13 or 16 digits of your card number below

Card #

Card Expire Date /
Mo. Yr.

Mr./Ms. _____
Mrs./Miss _____

Address _____

City _____

State _____ Zip _____

Mail to: RBM Ltd., Leather-Look Skirt Dept. 671-147,
Box 1024, Westbury, NY 11595

	Size	Color	Item #	Price	Qty	Total
Mini: Length: 4, 6, 8, 10, 12, 14, 16, 18, 20		Black	R5498	\$10		\$
		Red	R5499	\$10		\$
		Brown	R5500	\$10		\$
Classic Length: 4, 6, 8, 10, 12, 14, 16, 18, 20		Black	R5470	\$10		\$
		Red	R5471	\$10		\$
		Brown	R5472	\$10		\$
TO ORDER MORE SKIRTS: write color, size, and item number on a separate paper. R54731	Subtotal					\$
	NY add sales tax					\$
	Add \$3 shipping					\$3.00
	TOTAL					\$

4=0, 6=1, 8=2, 10=3, 12=4, 14=5, 16=6, 18=7, 20=8

Allow up to 6-8 weeks for shipment

HOLIDAY STUFFINGS

T'is the season to stuff. Try these great recipes for moist and savory stuffings baked in or out of the turkey.



Corn Bread Stuffing


- 6 tablespoons butter*
- 1/2 cup green onions, chopped*
- 2 ribs celery, chopped*
- 2-1/2 cups corn bread, crumbled*
- 1-3/4 cups bread cubes*
- 1 cup corn*
- Salt and pepper to taste*

Melt butter in a large skillet. Add onion and celery and cook until onions are soft. Remove from heat and place in a bowl. Add remaining ingredients and seasonings. Toss lightly to combine. Makes about 4 cups.

Orange-Raisin Stuffing

- 3 cups bread cubes*
- 1/4-1/2 cup orange juice*
- 3 teaspoons grated orange rind*
- 3/4 cups orange sections, membranes removed*
- 1/2 cup raisins*
- 1/4 cup pecans, toasted*
- Pepper to taste*

Place bread in a large bowl. Add orange juice. Let sit for 15 minutes or until juice is absorbed. Add remaining ingredients. Toss lightly to combine. Makes about 3-1/2 cups.



Chestnut Stuffing with Sausage

*5 tablespoons butter
1 medium onion, chopped
2 cups chestnuts, quartered
1-1/2 pounds sausage
2 tablespoons thyme, chopped
2 tablespoons Italian parsley,
chopped
Salt and pepper to taste
2 cups bread cubes*

Melt butter in large skillet. Add onions and cook over medium heat until soft. Remove from heat and pour into bowl; add chestnuts. Cook sausage in same skillet until brown, breaking up with a fork. Remove most of the fat. Add sausage to chestnut mixture. Add remaining ingredients and toss lightly. Makes about 5-1/2 cups.

Double Rice Stuffing

*3-4 tablespoons butter
2 cups mushrooms, chopped
3 shallots, chopped
1 cup cooked white rice, cooled
2 cups cooked wild rice, cooled
2 tablespoons tarragon
Salt and pepper to taste*

Melt butter, add mushrooms and shallots. Cook until soft over very low heat. Remove and place in a bowl. Add white rice, wild rice,

tarragon and seasonings. Toss lightly to combine. If too dry, add a little chicken stock to reach desired consistency. Makes about 4 cups.

Onion Stuffing


*2 pounds onions, chopped
6-8 tablespoons butter
2 cups cooked white rice, cooled
3/4 cup dried apricots
1/4 cup pine nuts, toasted
2 tablespoons mint, chopped*

In a large skillet, cook onions in butter until soft and slightly golden in color, dividing into two batches if necessary. Remove to bowl and let cool. Pour hot water over apricots and let them soften for about 15 minutes. Drain, reserve water and coarsely chop apricots. Mix all ingredients together and add reserved water until stuffing has desired consistency. Makes about 4 cups.



ORGANIZE YOUR CLOSETS

5 TIMES THE CLOSET SPACE



TO THIS!

- No more wrinkled clothes
- Beautifully organized closets
- Save hundreds of dollars over custom closets
- Great for boats and RVs
- Strong—virtually unbreakable

**NEW!
AS SEEN ON
TV**

AMAZING HOLLYWOOD S.P.A.C.E S.A.V.E.R.S

Advertised on nationwide television for up to twice our low price. If you respond quickly to this introductory offer, your price for **HOLLYWOOD SPACE SAVERS** are only **99¢** each, sold in sets of five. **You must respond before Nov. 15, 1989 to be guaranteed delivery.**

ORGANIZE IN STYLE! Say goodbye to messy, cluttered closets forever. **HOLLYWOOD SPACE SAVERS** organizes jammed closets in minutes—puts an end to ugly, overcrowded closets that rumple and destroy your clothes. Now for only **99¢** per unit you can organize your closets like a professional.

Take advantage of this special sale and order several sets. At this special price, there is a limit of two sets of **Hollywood Space Savers** per address, but if you order before **Oct. 30, 1989**, you may order up to eight sets. Extra sets help organize every closet and make wonderful gifts. Purchase price refunded if not delighted within 1 full year.

Allow 4 to 8 weeks for delivery

Great Closets As Easy As This...



- 1** Hang Hollywood Space Savers on any closet rod. Using ordinary hangers, hang up to five garments.
- 2** Release one hook. clothes neatly file into a vertical space—closet space increased 500%

HOLLYWOOD SPACE SAVERS

Dept. SS—212, 507 Maple Leaf Drive, Nashville TN 37210

Yes, I'll try **HOLLYWOOD SPACE SAVERS** on your money back offer.

Send me _____ sets of Space Savers (5 per set).

- One set** (5 Space Savers) only **\$4.95** plus \$2.50 p&h. (Total \$7.45)
- Two sets**, only **\$9.75** plus \$3 p&h. (Total \$12.75)
- Three sets**, only **\$14.00** plus \$4 p&h. (Total \$18.00)
- Five sets**, only **\$23.00** plus \$4 p&h. (Total \$27.00)
- Eight sets**, only **\$36.00** plus \$5 p&h. (Total \$41.00)

Enclosed is \$_____. PA and TN residents add sales tax.

Charge it: VISA Mastercard

Acct. # _____ Exp. _____


NAME _____

ADDRESS _____

CITY _____ STATE _____ ZIP _____

NEW YORK FIRM **SWEAR** ITS \$5 DESIGNER BAGS ARE **NOT** STOLEN


GUARANTEED TO FIRST 10,000 WHO
RESPOND BEFORE DECEMBER 25



Love the look of Designer Signature Bags—
but hate their \$250.00 price tags? A huge New
York firm is giving away exclusive CVP designer
Bags for the crazy price of just \$5! But they're *not*
stolen—they're the same bags we advertise
nationally with exclusive CVP logo, tailored side
piping, quilted straps, water and stain resistant
PVC construction, and zipper pockets. **Over \$1
million dollars worth already sold—yours for
only \$5. Respond before December 25. Full
one-year money back guarantee. We reserve the
right to extend above time, quantity guarantees.**

**Matching Wallet Only \$2
if you order before Dec. 17**

Includes checkbook holder, bill-
fold, security pocket, snap open
change purse, key holder, safety
pockets for drivers license, credit
cards, I.D.-plus see-through
sleeves for 12 snapshots!



MAIL NOW TO GET THIS CRAZY \$5 PRICE

Item #	Color	Item	Price	Qty	Total
R51072	CLASSIC	BAG	\$5		
R51062	BEIGE	WALLET	\$2		
R51073	FASHION	BAG	\$5		
R51063	BLACK	WALLET	\$2		

Limit 5 per address at this
crazy price. No dealers or
wholesalers, please.

Make check payable to:
RBM Ltd. Or charge to my
VISA MASTERCARD

Subtotal	\$
NY residents add sales tax	\$
Add \$2 shipping per handbag	\$
TOTAL	\$

Card # _____

Card Expire Date _____ Mo _____ Yr _____

MR./MRS. _____
MS./MISS _____

ADDRESS _____

CITY _____ STATE _____ ZIP _____

MAIL TO: RBM Designer Bag, Dept. 671-143,
Box 1600, Westbury, NY 11595

ALLOW UP TO 6-8 WEEKS FOR SHIPMENT

© 1989 RBM Ltd. 1200 Shamp's Drive Westbury NY 11590

GENUINE LEATHER!...

Women's Pant Boot



ONLY **\$1999**
REG. \$29.99

- THICK CUSHION CREPE SOLE & 1" HEEL
- 6" SIDE ZIPPER WITH INSIDE ZIPPER GUARD
- PLUSH ACRYLIC LINING

COLORS: TAUPE-#56, BLACK-#40, BROWN-#60.
FULL SIZES: 6-11 M, W, 7-11 WW. Imported

• MONEY BACK GUARANTEE •

FREE COLOR CATALOG with order plus
\$2 BONUS COUPON good on *next* order.

CHARGE ORDERS CALL (602) 747-5000.

VISA, AE, MC, Discover, Din. Clb.

©Copyright 1989, Old Pueblo Traders®

CATALOG ONLY (Name Brand Fashions and Shoes) Enclose \$1:

COLOR &#	SIZE	QTY	PRICE	p&h

Add \$2.50 p&h one pair, \$3.50 for two, \$4.25 for three. AZ res. add 7% tax

Name _____

Address _____

City _____ State _____ Zip _____

Check or M.O. enclosed or Charge to: VISA AE MC Discover DinClb

Account # _____ Exp. Date _____

Signature _____

Old Pueblo Traders® since 1946
Dept. GMG1A, Palo Verde at 34th, P.O. Box 27800, Tucson, AZ 85726-7800

TERMS IN BRIEF

Crochet:

ch	chain	tr tr	treble treble
st	stitch		crochet
sp	space	rnd	round
sl st	slip stitch	lp	loop
sc	single crochet	inc	increase(s)(d)(ing)
dc	double crochet	dec	decrease(s)(d)(ing)
hdc	half double cro- chet (sometimes called a short double — sdc)	p	picot
tr	treble crochet	yo	yarn over
dtr	double treble crochet	MC	Main Color
		CC	Contrasting Color
		bl	block stitch
		cl	cluster
		pc	popcorn stitch

Knit:

k	knit	yo	yarn over
p	purl	psso	pass slip stitch over
st	stitch	inc	increase(s)(d)(ing)
sp	space	dec	decrease(s)(d)(ing)
sk	skip	tbl	through back loop
sl	slip	MC	Main Color
rnd	round	CC	Contrasting Color
lp	loop		
tog	together		



A subscription to
**WORKBASKET
MAGAZINE**
is a great gift idea for
your friends

GAUGE

The number of stitches to the inch horizontally and the number of rows to the inch vertically.

WORK EVEN

Continue working the pattern without increasing or decreasing the row length by adding or omitting any stitches.

Black Forest Weather House

Perfect Gift

This original Weather House is an authentic miniature of the tidy cottages that dot the Black Forest hillsides. In it live grumpy old Herr Hans and his flaxen haired daughter, Brunhild. When papa Hans strides out with his diminutive umbrella, watch out for rain or snow! But when Brunhild goes for a stroll, be of good cheer for clear, dry weather and sunny skies are ahead! Their movements are controlled by an ingenious, yet simple mechanism based on the principle of Hygrometrics. People everywhere in the world use these quaint Weather Houses to help foretell weather conditions in the own localities.

Each Weather House is meticulously handmade with methodical German Precision — every one fashioned with the rich sepia woods and quality material of the Black Forest.

No. 4866 — Weather House \$7.98
SPECIAL: 2 for \$13.95, 3 for \$18.88

LIMITED OFFER: We have a very limited quantity of a **SUPER DELUXE** Weather House. With all of the above features, it is much larger in size. A standout in home decor.

No. 4848 — Super DeLuxe Weather House \$13.95



\$7.98

Tells the weather every morn and eve!

PRECISION MADE BY SKILLED GERMAN ARTISANS

THE JOLLIEST SANTA EVER, WISHES ALL GOOD CHEER FROM YOUR PORCH, YARD OR ROOF!

- Full Color
- UL Approved Cord
- 100% Exterior Grade
- Metal Ground Stake
- Free Bulb

Santa lovers of every age... get set for the best Christmas ever! In seconds, set up this **LIFELIKE SANTA** on your roof, porch or front yard. So big and bright, you will spread the cheer for blocks around. He can't be missed — that's for sure! Even at night he draws attention with his brightly burning candle — it really lights up. Just plug in the **exterior grade, UL Approved cord** (free flame shaped bulb included) and he lights the night with a warm, holiday glow. **Metal pole included.** Press into ground and slide Santa over. Made to last — friends, neighbors and visitors will look forward to his appearance season after season. Crafted from hi-impact, **Exterior Grade materials.** Won't fade or chip. 42" tall. His lifelike appearance, make him even more impressive on front door, peering from window or roof too! Order today and get the Santa that even "Scrooge" would love.

No. 9300 — Giant Light-Up Santa \$19.95
Holiday Savings! Two Only \$35

His Candle / Really Lights Up!



**GIGANTIC...
 See Him
 From
 Blocks Away!**

Mail Order with check, cash or money order. Include \$2.85 postage & handling fee (non-refundable). Allow 3-5 weeks delivery. All merchandise shipped under no risk, 30 day home trial. N.Y.S. residents must include local sales tax. Send order to:

FOSTER-TRENT INC., DEPT. 935/K, 2345 POST RD., LARCHMONT, N.Y. 10538

WHY ARE WE GIVING AWAY OUR NATIONALLY ADVERTISED INFLATABLE CHRISTMAS ORNAMENTS

FOR ONLY **\$5** ALL THREE!

GUARANTEED TO FIRST 10,000 WHO RESPOND BEFORE DECEMBER 25, 1989



- World's Largest Christmas Decorations!
- All BEACHBALL SIZE 3 Feet Around!
- Weatherproof—Use Indoors or Outdoors
- Hang from Ceiling, Archways, Chandeliers
- Decorate Lawn, Patio, Terrace or Yard

PRE-CHRISTMAS PUBLICITY OFFER!

MAIL BEFORE DECEMBER 25

Truly Impressive Decorations at Fantastic Low Price

Yes, we're offering all three for only \$5—**GUARANTEED**—to the first 10,000 who respond. Same giant inflatables currently nationally advertised by us in leading media. You pay only \$5 for all three. Perfect for lawn, patio, terrace or yard. Hang them gaily from your windows, trees, ceiling, archways, chandeliers! Pile them under your Christmas tree! Bounce them in holiday play with laughing children (ages 3 and over). Most exciting Christmas decorations ever offered by multi-million dollar New York firm. Sorry, limit two (2) sets at this price, but if you respond early enough (before Dec. 17) you can order up to five sets! *We reserve right to extend time and quantity guarantee.* Hurry!

© 1989 RBM Ltd., 1200 Shames Drive, Westbury, NY 11590

YES, Rush me (how many?) _____ sets (of 3!) for only \$5 per set. Add only \$2 shipping.

Total \$_____ enclosed.
Make check payable to RBM Ltd.
In NY add sales tax.

or charge to my
 VISA MASTERCARD

(Enter all 13 or 16 card numbers below)

Card #

Card Expire Date

Mo. Yr.

Mr/Mrs

Ms/Miss _____

Address _____

City _____

State _____

Zip _____

MAIL TO:


RBM Ltd., Inflatable Christmas Ornaments, Dept. 671-149, Box 1236, Westbury, NY 11595

Full One Year Money-Back Guarantee

• ALLOW UP TO 6-8 WEEKS FOR SHIPMENT •

(R52100)

AUNT ELLEN'S BOOK SERVICE



COLLARS TO KNIT AND CROCHET. 23 different patterns for your favorite sweater, dress or blouse. Traditional and contemporary designs including fishtail collar, Peter Pan, Bear Paw, Tear-drop, Lace Medallion, child's pineapple collar and more. **3036 \$5.95**

AFGHANS TO CROCHET. Delightful collection of 34 of our favorite afghan patterns to appear in The WORKBASKET over the past 53 years. You get traditional and contemporary designs with 19 shown in full color. **3028 \$6.95**

U.S. STATE QUILT BLOCKS. The WORKBASKET's entire celebrated collection, updated to include Alaska and Hawaii, with complete quilting instructions and templates, almost all full size. **3001 \$5.95**



AUNT ELLEN'S HANDBOOKS are 64-page softcover treasuries of step-by-step instructions in the basics, with added tips, special techniques and popular projects. Easy-to-follow illustrations; for the lefthanded where applicable. *Excellent learning guides!*

Crochet Handbook	#3257	\$2.95
Knitting Handbook	#3265	\$2.95
Quilting Handbook	#3273	\$2.95
Tatting Handbook	#3281	\$2.95
Embroidery Handbook	#3311	\$2.95
Needlepoint Handbook	#3338	\$2.95

Aunt Ellen's Reader Book Service Order Blank

Dept. B99, 4251 Pennsylvania, Kansas City, MO 64111 .

NAME _____

ADDRESS _____

CITY _____ STATE _____ ZIP _____

You may mail your order in on a separate sheet of paper if you prefer not to cut this page, or if you need more space.

CODE NO.	QTY.	TITLE	PRICE
TOTAL FOR BOOKS			
MISSOURI RESIDENTS ADD 6% TAX			
SHIPPING & HANDLING—1 or 2 books add \$1.50 (3 or more, \$2.50)			
TOTAL ENCLOSED			

Prices subject to change in time

Enclose check or money order with your order for books. (CANADIANS pay in U.S. funds or add 30%.)

Or, you may charge it to: MasterCard VISA

Account Number (Include all digits) _____

Card Expires _____

Signature _____

Date _____

Do YOU Ever Wear a Wig?



You may win one FREE!

100 women, who send for our FREE catalog will win their choice of ANY wig in our catalog, featuring EVA GABOR wigs in every wanted style and color. On December 1, 1989, we will draw 100 winners from those who answer this ad.

Mail Coupon Today.

Enter my name in your FREE Wig drawing and send me a Free catalog. No cost or obligation. Nothing to buy.

Name _____
(Please Print)

Address _____

City _____ State _____ Zip _____

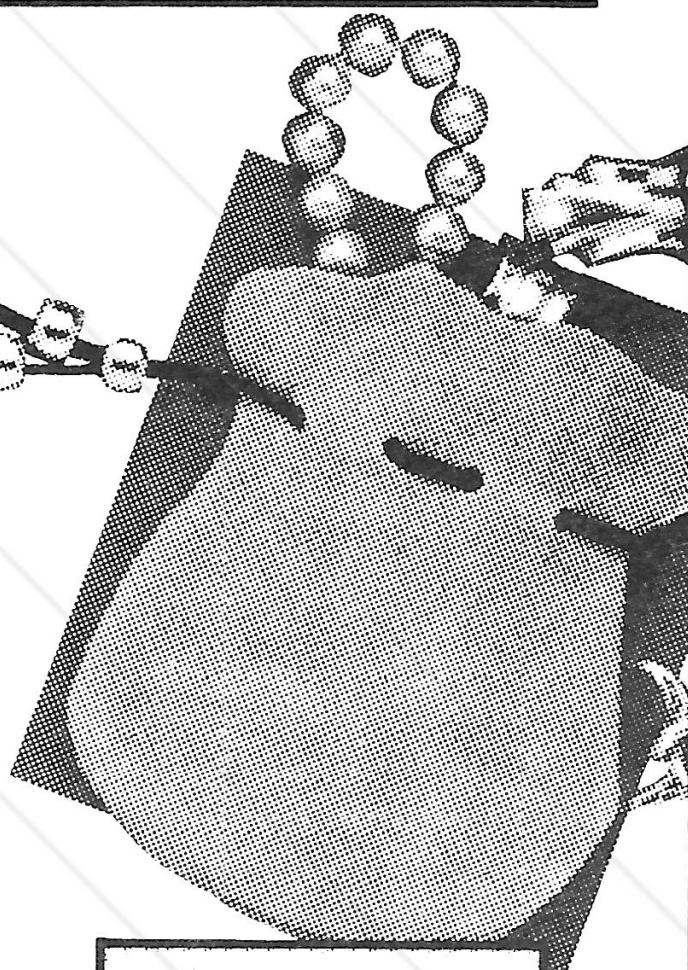
PAULA YOUNG® Dept. 9196, P.O. Box 246, S. Easton, MA 02375

Copyright© 1989, Paula Young®

Jewelry Bag Kit

200 Plus \$1.00 pstg./hdlg.

Tuck into purse or gym bag. Easy to complete. Only one seam and you'll enjoy the lasting beauty of our fine pigskin suede. You'll see how easy it is to sew luxurious garment leather on your own sewing machine. You get 2 pre-cut suede pieces, leather lace drawstring, metallic beads and complete instructions.



Send \$2.00 plus \$1.00 pstg./hdlg. per kit to: Tandy Leather Co., Dept. WB1089, P.O. Box 2934, Ft. Worth, TX 76113. TX residents add 7% tax. Offer expires 3/31/90. Not available in stores. FREE catalog and SPECIAL BONUS with order or send \$2.00 pstg./hdlg. to above address.

Scriptures like you've never seen before!

The Bible in Giant Print

1995 Each

The large print makes this Bible very easy and comfortable to read. King James Version with bonded leather cover. 6"x9"x1 3/8". Compare at \$29.95.

New Testament on Cassette

1995 Set

The entire New Testament is brought to life as only cassettes can do. Uplifting 12-tape library of the King James Version. Compare at \$38.95

SAVE \$7.00

Buy both for \$37.90 & we'll pay the \$5.00 pstg./hdlg.

Your satisfaction always guaranteed.

TANDYCRAFTS, INC.

Send check or money order plus \$2.50 each pstg./hdlg. to: Tandycrafts, Inc., Dept. 10WB, P.O. Box 2934, Ft. Worth, TX 76113. Charge card orders call 1-800-433-5546. TX residents add 7% sales tax. Offer ends 6/30/90.

Mrs. Santa says...

“The **WORKBASKET** is the perfect gift for your creative homemaker friends”



Mrs. Santa's Gift Offer
Just \$5.00 per gift or year
You save \$3.00 per gift
At this low cost you can remember everybody!

Free Gift Cards from Mrs. Santa! If your order is received before November 15, attractive, holiday announcement cards will be mailed to you FREE so you can sign them personally and mail them to your friends who enjoy the homemaking arts.

name _____
address _____
city _____
state _____ zip _____

name _____
address _____
city _____
state _____ zip _____

name _____
address _____
city _____
state _____ zip _____

Enter or Renew my own subscription for one year when I give a gift.
my name _____
address _____
city _____
state _____ zip _____

name _____
address _____
city _____
state _____ zip _____

Send, me _____ gift cards so I may personally announce my gifts.
Fill out coupon, clip and mail with payment to:
WORKBASKET, 4251 Pennsylvania, Kansas City, MO 64111 or, if still available, use envelope bound in this issue. Dept. 1089

WORKBASKET SHOPPER

COOK UP A FUNDRAISING SUCCESS!

RAISE \$500, \$1,000, \$5,000 OR MORE

Here's an easy, fun way to raise funds. FREE No Obligation kit tells you how your group can profit from selling your own exclusive cookbook featuring your members' favorite recipes. Don't delay — begin a new adventure in fundraising. SEND FOR FREE INFORMATION - TODAY!



WRITE OR CALL TOLL FREE 1-800-227-7282

2101 Kansas City Road • P.O. Box 1260
Dept. WB-109 • Olathe, KS 66061-1260



NAME _____


ORGANIZATION _____

ADDRESS _____

CITY, STATE, ZIP _____

©1989 Cookbook Publishers, Inc.

LEG PROBLEMS... VARICOSE VEINS??



SAVE on Support Panty Hose and Elastic Stockings!

- Major Brands include Berkshire, Bauer & Black, Hanes and Futuro.
- Selected irregulars at even greater savings.
- ENNA JETTICK shoes in six widths plus hard to find undergarments.

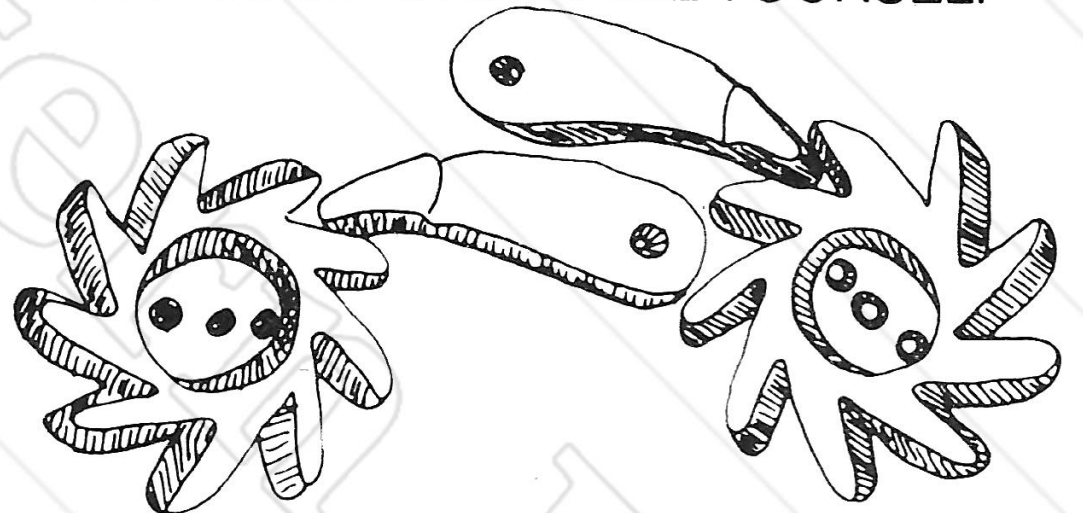
Send for **FREE** Catalog!



SUPPORT PLUS

Box 500-W09, Medfield, MA 02052

MAKE QUILTING FRAME YOURSELF



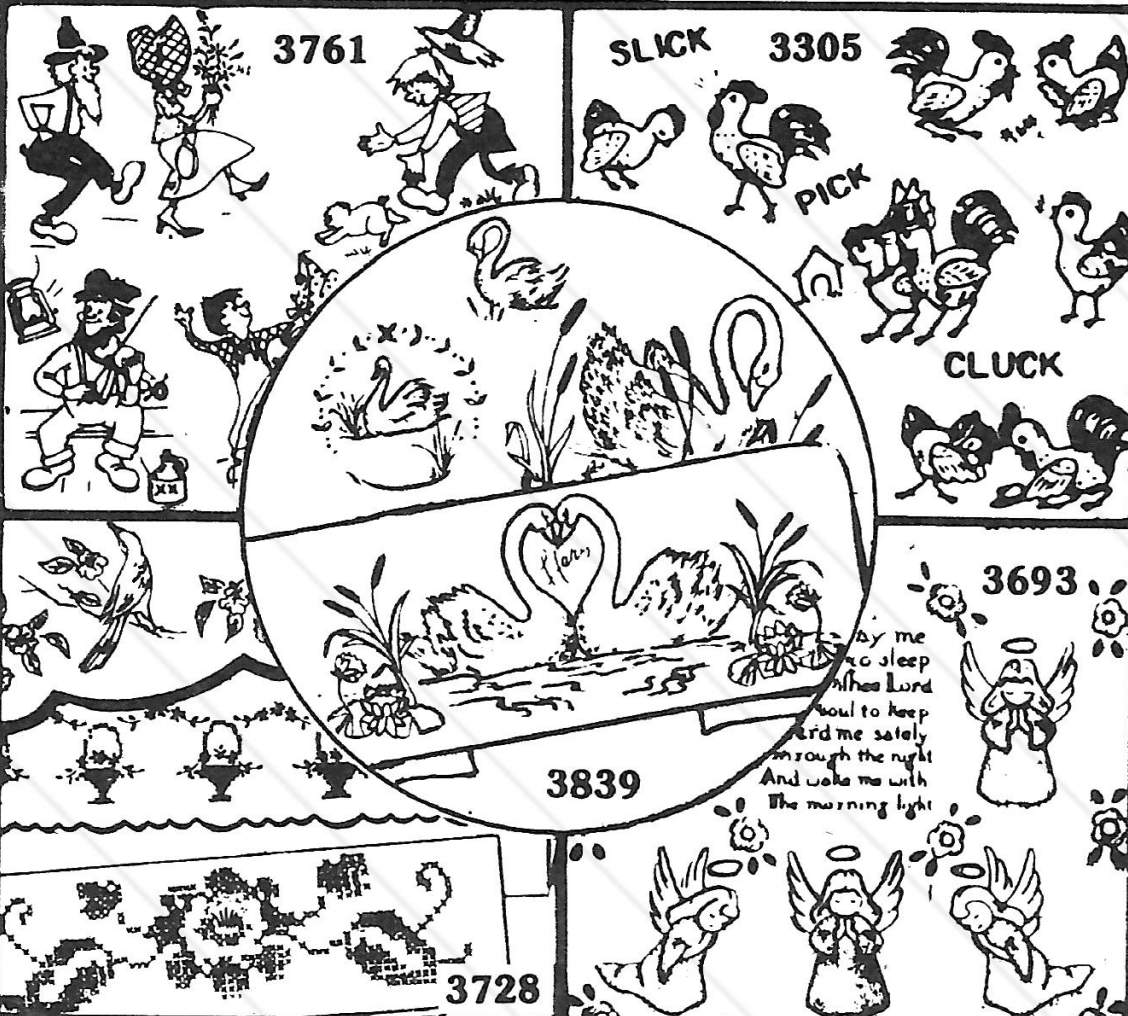
CAST ALUMINUM RATCHET WHEELS & GEARS \$15.00 ppd.

Hold quilt tight & steady, when you construct Superior, floorstanding quilting frame, 108" x 24". Make with our instructions, drawings, specifications, list of supplies, one pair ratchet wheels & gears, — and your lumber & hardware.

CONTEMPORARY QUILTS, 5305 Denwood
Dept. WB-45, Memphis, Tenn. 38119

HOT IRON TRANSFER PATTERNS

USE EACH PATTERN OVER AND OVER AGAIN



3839 Swans a-Swimming	set	\$1.00
3761 Hillybilly Doin's	set	1.00
3728 Baskets, Birds and Flowers	set	1.00
3693 Angels, Prayer for Child's Quilt	set	1.00
3305 Barnyard Romance	set	1.00

All 5 sets ONLY \$4.50
PICTURE CATALOG \$1.00

POSTAGE PREPAID • NO C.O.D. ORDERS

HEMOCRAFT SERVICE Dept. WB-1089
340 West 5th Street, Kansas City, Mo. 64105

Tumbling Blocks Aunt Martha's PRE-CUT QUILT KITS

EVERGREEN TB50—Dk. Grn. Med Grn. Lt Grn	\$19.95 Per Kit
BURGUNDY BLUSH TB51—Burgundy, Smoky Rose, Lt Pink	
BLUE ICE TB52—Dk Blue, Wdgd Bl, Lt Blue	
CHARCOAL BRIQUE TB53—Black, Slate Gray, Lt Gray	
SIERRA SUNRISE TB54—Terr Cot, Sienna, Yel, Gld	

Fabric is 80 x 80 soft, colorfast, pre shrunk polycotton. Assembly instructions and quilting pattern included in each kit. Send cash, check or money order and we send postpaid. Satisfaction guaranteed. Picture catalog \$1.00

HEMOCRAFT SERVICES, Dept. WB1089
340 W. 5th St., Kansas City, MO 64105

WORKBASKET SHOPPER

FREE! Our 80 PAGE \$2.00 WHOLESALE CRAFT & idea catalog with your order of 2 books or More.

PINE CONE DECORATIONS

35 projects book! Make beautiful door-pieces, trees, wreaths, centerpiece, kissing ball, scenes, etc. All new ideas

SEA SHELL DECORATIONS Many unusual designs, projects \$2.25

Create Pine Cone Corsages, Favors & Jewelry 30 designs \$1.95

FALL & XMAS PROJECTS 29 Projects for Fall and Xmas \$2.95

MAKING WREATHS, XMAS DECORATIONS, POTPOURRI & SHELL PROJECTS 52 ideas Pine Cone basket, ornaments \$2.25

CREATIVE CRAFT HOUSE, Dept. WB10
Box 2567 Bullhead City, AZ 86430



Personalized Quality LABELS

Printed in Black with Red Border on White Cotton.
TO SEW INTO THE LOVELY THINGS YOU MAKE



Actual Size 2 1/2" x 1 1/16"
Prices 40/\$5.95 - 70/\$7.95 - 100/\$9.95
(prices are for one name and one style only)

NAME TAPES for Schools, Camps or Homes
style 1 sew only
100 Name Tapes \$4.25
200 Name Tapes \$6.25

Please enclose self-addressed stamped envelope
(2 postage stamps for 70 or more labels)
Approximately 10 day delivery
Enclose check or M.O.
Canadian residents, enclose M.O. in U.S. funds.
IDENTIFY LABEL CORP. Dept. 1
P.O. Box 204, BROOKLYN, N.Y. 11214

CUSTOM TABLE PADS

ASK ABOUT FREE LEAF SPECIAL

SAVE UP TO 70% UNBELIEVABLY Priced From **\$29.95** COMPARE AT \$99.95 (any normal size)

Up to 20 year guarantee

MC/VISA

Look under table for numbers & tell us if any **FACTORY DIRECT TABLE PAD COMPANY**

TOLL FREE 1 (800) 428-4567

BOSOM BUDDY



Breast Form
The most comfortable prosthesis a mastectomee can wear

\$55 PLUS \$3 S/H
Sizes DD, DDD \$60
FREE BROCHURE


- Designed by a Mastectomee
- Cool - No silicone used in construction
 - Comfortable - All-fabric - light, medium or dark
 - Easy Care - Completely washable
 - Weight Adjustable - Add or remove weight pillows
 - Fits regular bra - No added expense for pocketed bra (order by your bra & cup size)

MONEY BACK GUARANTEE Medicare Approved
(208) 343-9696

B & B COMPANY, INC., Dept. W013
2417 Bank Drive - PO Box 5731
Boise, Idaho 83705-0731



Aunt Martha's PRE-CUT QUILT KITS



- | | |
|---|--|
| <p>STAR BRIGHT \$16⁹⁵ per Kit</p> <p>M21 Clay Prism
(Rust, Beige, Tan, Dk. Blue, Lt. Blue, White)</p> <p>M22 Summer Fantasy
(Purple, Lilac, Pink, Lt. Pink, White)</p> <p>M23 Radiant Spring
(Turquoise, Aqua, Green, Lime, White)</p> | <p>STAR BURST \$17⁹⁵ per Kit</p> <p>M41 Clay Prism
(Rust, Beige, Tan, Dk. Blue, Lt. Blue, White)</p> <p>M42 Summer Fantasy
(Purple, Lilac, Pink, Lt. Pink, White)</p> <p>M43 Radiant Spring
(Turquoise, Aqua, Green, Lime, White)</p> |
|---|--|

Fabric is 80 x 80 soft, colorfast, pre-shrunk poly cotton. Assembly instructions and quilting pattern included in each kit. Send cash, check or money order and we send postpaid. Satisfaction guaranteed.

PICTURE CATALOG \$1.00
HEMCRAFT SERVICES, Dept. WB1089
340 W. 5th St., Kansas City, MO 64105

THE H. H. PERKINS CO.





IMPORTERS and DISTRIBUTORS of the Finest BASKETRY and SEATWEAVING Materials.

● Cane	● Dyes	● Seagrass
● Reeds	● Splints	● Natural Rush
● Rush	● Basket Handles	● Basket Kits
● Hoops	● Raffia	● Chair Kits
	● Stool Kits	

Also a complete line of related literature and instructions. Send for basic seatweaving and basket weaving booklet and catalogue — \$1.00. Mail orders — Phone orders — Mastercard/Visa — UPS — COD Accepted

**P.O. Box AC — Dept. W — Amity Station
10 South Bradley Road, Woodbridge, Conn. 06525
Phone (203) 389-9501**

MAKE BIG MONEY—ALL PROFIT—AT HOME

INVISIBLE MENDING

Pays up to \$10 an Hour!

Make moth holes, cigarette burns, tears, rips, DISAPPEAR from all fabrics. Little-known craft pays big spare time profits. Exciting details FREE! **CALL TOLL FREE 1-800-621-5809** (In Illinois 1-800-972-5858) or write **FABRICON COMPANY** 2021 Montrose, Dept. 449, Chicago, Ill. 60618



BEFORE



AFTER

CALL TOLL FREE NOW!

Go Into Business with a RICH RELATIVE! Earn a handsome second income. Uncle Sam provides millions of prospects for tax return help every year! Learn the skill at home yourself. We train you fast. Do it full or spare time. Get the facts **FREE**, no obligation. No salesman. **Phone TOLL FREE 1-800-621-5199** (In Illinois: 1-800-972-5855) or write: **Federated Tax Service, Dept. 531, 2021 W. Montrose Ave., Chicago, IL 60618.**



Folded Star Quilting



FREE Instructions
When Your Subscribe To

crafts n things.

If you enjoy making gifts, decorations and toys for your family and friends, subscribe to *Crafts 'n Things*, the craft magazine that shows you how.

You'll get over 150 free, actual-size patterns! Plus complete how-to's and easy-to-follow diagrams for 100's of projects.

You'll learn cross-stitch, crochet, painting, quilting, soft sculpture, cross-stitch, sewing and more! You'll be making no-sew Christmas gifts, personalized clothing trims, and one-of-a-kind jewelry in no time at all!

Money-back Guarantee
1 year . . . just \$12

\$12

1 YEAR (8 ISSUES) PLUS FREE INSTRUCTIONS

Crafts' n Things,
Park Ridge, IL 60068 Dept. 421A9

Enter my subscription to *Crafts 'n Things* and send my **FREE** instructions.

\$12 for 1 year (8 issues + FREE instructions)

Payment enclosed Bill me

Name _____

Address _____

City, State, Zip _____

NEW SAVE MICRO™ SERGER

OVER 50%


A HEAVY DUTY CUTTING ATTACHMENT THAT ALLOWS YOU TO CUT • SEW • OVERCAST-IN ONE OPERATION

TRIMS THE MATERIAL ALLOWING YOUR Zig-Zag Household Sewing Machine to simulate factory style OVERCASTING AND OVER-LOCKING, GIVING you that professional sewn finish, WITHOUT INVESTING HUNDREDS OF DOLLARS IN A MULTI-SPOOL SERGER.

ONLY \$49.50
Comparable Value \$100

"FITS ALL MAKES"
90 DAY WARRANTY ©1987

CALL 504-367-2021 TO ORDER NOW !!!
Charge to VISA, MasterCard, American Express



SEND FOR FREE INFORMATION

TO ORDER NOW !!!

YES! Send me LOW, HIGH, SLANT, Bar MICRO SERGER™ CUTTER ATTACHMENT @ \$49.50 PLUS \$4 FOR SHIP & HANDLING.

NEW PRICE \$49.50
Effective Aug. 1, 1989

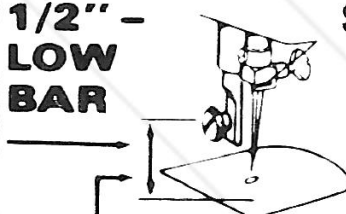
PLEASE INCLUDE CARD # AND EXP. DATE, CHECK, MONEY ORDER, YOUR NAME, PHONE & ADDRESS, SEWING MACHINE MAKE & MODEL WITH ORDER.

Allow 2-4-6 wks. for delivery


MICRO SERGER™ attaches very easily in place of the presser foot on your machine.

Check your machine for LOW, HIGH or SLANT presser bar. Distance from presser foot screw (hole) to needle plate. (PRESSER FOOT LOWERED)

1/2" - LOW BAR



1" - HIGH BAR



SINGER
Slant Needle END VIEW

MICRO SERGER™ — USA
1800 STUMPF BLVD • SUITE JWB15 • GRETNA, LA 70056

CLASSIFIED ADVERTISING

Classified advertising is \$7.00 per word, per issue, payable in advance by check, cash or money order. \$70.00 minimum. Special Headings \$15.00 per insertion. Copy subject to publisher's approval. Closing is 5th of 2nd preceding month. Each word must be counted except zip code.

AFRICAN VIOLETS

AFRICAN VIOLETS standard, miniature, trailer, variegated. Color catalog 50¢. Cultural book \$4.95 ppd. Tinari Greenhouses, 2325 Valley Road, Huntingdon Valley, PA 19006.

FREE COLORED CULTURAL African violet brochure. Send SASE. African Violet Society of America, Inc., Box 3609-W, Beaumont, TX 77704.

ARTS & CRAFTS

CRAFT SUPPLIES WHOLESALE, 300 sources \$6.00. Sarens, 5106A Lindenwood, South Bend, IN 46637.

TATTING SHUTTLES. Handcrafted rosewood \$5.95 postpaid. Bluebird Woodcrafts, Box 512-4, Allyn, WA 98524.

QUALITY BEADS! JEWELRYMAKING supplies. Beadstringing Book, \$5.00, Starter Kit \$11.00, Catalog \$1.00. KUMA, Dept. F74J, Box 2719, Glenville, NY 12325.

BELL PULL HARDWARE

BEAUTIFUL "SOLID BRASS" Handcrafted at Wehner Foundry. SASE. 1900 Indiana, Kansas City, MO 64127.

BUSINESS OPPORTUNITIES

\$700 PER MONTH earnings possible preparing income tax returns. Quickly learned. Details free. Federated Tax, 2071 Montrose, Chicago 60618.

TAKE CATALOG ORDERS. We drop-ship 2955 best selling specialty products. Lowest below wholesale prices. Immediate delivery. Spectacular home business opportunity. Free Book. SMC, 9401 DeSoto Avenue, Dept. 424-10, Chatsworth, CA 91311-4991.

HOME IMPORT Mail Order Business. Start without capital. Free Report. Mellinger, Dept. C116B, Woodland Hills, California 91367.

LET THE GOVERNMENT FINANCE your small business. Grants/loans to \$500,000 yearly. Free recorded message: 707-449-8600. (LE6)

MAKING EXTRA MONEY MADE EASY. Free Subscription to Opportunity Magazine offers hundreds of proven ways. Write: Opportunity, Dept. S71, 6N. Michigan, Chicago, IL 60602.

MAILORDER OPPORTUNITY: Start profitable home business without experience or capital. Information free. Mail Order Associates, Dept. 505, Montvale, NJ 07642.

EARN MONEY Selling gold and costume jewelry, rings, watches — Buy Direct 130% below Retail. Catalog \$1.00. Anka-WB, 90 Greenwich Ave., Warwick, RI 02886.

EARN \$400 A MONTH AT home in own business, spare time, doing only two \$10.00 invisible reweaving/reknitting jobs a day. Good money paid for making cuts, tears disappear from fabrics. Details mailed free. Fabricon, Dept. 3D, 2065 Montrose, Chicago 60618. Or Call Free 1-800-621-5809 (In Illinois 1-800-972-5858.)

CRAFT SUPPLIES

HALF-PRICE BEAD SALE, Beading Tips, Catalog \$1 (refundable). Aloha! Hawaii, P.O. Box 3070WB, Pueblo, CO 81005.

1000's OF CRAFT SUPPLIES — Extensive Shop-At-Home Catalog with many New Products, Reduced Pricing and Special Discounts. Featuring Prepainted Wood, Doll Making Supplies and Much More. \$1.50 (Refundable with first order). Kirchen Brothers, Dept. W90, Box 1016, Skokie, Illinois 60076.

CROCHET

CROCHET PATTERNS: Batman, Ninja Turtles, Dorothy — Toto, Cowardly Lion, Ghostbuster, Marshmallow Man, Dumbo, Pinocchio, Sylvester, Tweetie. \$1.50 each. Long two stamped envelope. Charles Publishing, Box 577X, Weatherford, TX 76086.

CROCHET THREADS! All colors! Knit-Cro-Seen, DMC, Lily, Bates. Many crochet pattern books. Send \$1.50 for catalog, refundable on first order. Stella-Marie, Dept. W99, PO Box 8460, West Chester, OH 45069.

DOLLS, DOLLS, DOLLS

DOLLS! DOLLS! DOLLS! Repairing, Making, Dressing. Learn at home. Free information. Doll Hospital School, Dept. D-493, Barry Avenue, Los Angeles, CA 90064.

EMBROIDERY FLOSS

400 YARDS EMBROIDERY FLOSS — 6 strand. 4 yards each of 100 favorite designer colors. Send \$12.00 + \$1.00 P&H to: Clayton's By Mail, 421-C Center Street, Lewiston, NY 14092. (NY residents add 84¢ sales tax.)

FLOWER ARRANGING

LEARN FLOWER ARRANGING at home. Start business or Hobby. Free Booklet. Lifetime Career Schools, Dept. B-554, 2251 Barry Ave., Los Angeles, CA 90064.

HAWAIIAN CROCHET DESIGNS

ORIGINAL HAWAIIAN CROCHET Afghan Designs. Color brochure \$1.00. Discovery Books, P.O. Box 8556, Dept. WB-1, Honolulu, HI 96830-0556.

HOBBIES & CRAFT SUPPLIES

BASKETWEAVING & CHAIRSEATING Supplies, books, kits. Catalog 50¢. Ozark Basketry, Kingston, AR 72742.

RIBBONS-SATING GROSGRAINS, picot edge. All colors, widths, excellent quality, savings. Color brochure \$1.00 (refundable). Ribbon, 19 Norman, West Springfield, MA 01089.

INDIAN JEWELRY

NAVAJO ZUNI. Wholesale Catalog \$2.00. Indian Treasures, Box 9771-WB, Phoenix, AZ 85068.

IRON-ON TRANSFERS

EASY, COLORFUL "DINOSAURS" iron-on transfers. \$4.00 (Florida residents add 6% sales tax.) Free brochure. Crafty Folks Supply, Dept. 2J, 3108 Wirlaway Trail, Tallahassee, FL 32308.

KNITTING

CROCHET OR KNIT PATTERNS, exciting creations: Mr. & Mrs. Santa, Flying elephant, Hobo, Clown, Miss Pig, Perky Cat, Baby Bunting, Pinocchio. BEARS: Jogging, Aerobic, Running Bear, Billy, Betty, Baby Honey, Smack, Kissie, Baby Huggie. \$1.50 each. Long double-stamped, self-addressed envelope per pattern. Specify pattern, crochet or knit. Mollie's Craftbasket, PO Box 1401 or 1202 Scarlet Road, Weatherford, TX 76086.

MUSIC, MUSICAL INSTRUMENTS

"LEARN CHORD PLAYING". Amazing new book — Piano, organ. Guaranteed \$6.98. Davidsons, 6727WB Metcalf, Shawnee Mission, KS 66204.

NEEDLEWORK

FREE ILLUSTRATED Catalog of over 250 books for needleworkers. Instructions, patterns, designs for quilting, crochet, embroidery, knitting, sewing, lace making, charted designs and more. For every needlecraft interest, every level. Most \$1.75 to \$3.95. Write: Dover Publications, Dept. A300, 31 E. 2nd Street, Mineola, NY 11501.

NURSERY STOCK

CACTUS SUCCULENT Catalog \$1.00. Over 1,000 varieties. Henrietta's Nursery, 1345 N. Brawley, Fresno, Calif. 93711.

OF INTEREST TO WOMEN

RUG WEAVING SUPPLIES: Offering quality warps, fillers, looms, and accessories for over sixty years. Send for free brochure, prices. Or Rug Company, Dept. 5974, Lima, Ohio 45802.

OLD GOLD & JEWELRY

HIGHEST CASH for Gold, Jewelry, Gold Teeth, Rings, Diamonds, Watches, Silver, Platinum. Mail Articles Today. Free gift with Information. Chicago Gold & Precious Metals, 10 South Wabash, Dept. 250, Chicago, IL 60603.

RECIPES

WE PRINT COOKBOOKS, Fund-raising, family. Details, Calico Kitchen Press, Drawer 606, Hartwell, GA 30643. 1-800-Recipes; Georgia 404/376-5711.

THREE FAVORITE COOKIE recipes, Chocolate chip, peanut butter, oatmeal. Crispy, yet melts in mouth. The greatest for 25 years. \$2/SASE. Nana, Box 826, Pekin, IL 61555.

PAVLOVA. LOVINGLY created for the famous Ballerina! Discover this unique simple dessert delight. Proven fund-raiser. \$3. SASE. Pavlova, 16000 Sherman Way #104, Van Nuys, CA 91406.

WHEATFREE RECIPE BOOK — Spiral Binding — \$8.95. Wheatfree Recipes, 1035 Mt. Pitt, Suite 2, Medford, OR 97501.

SCHOOLS AND INSTRUCTION

BECOME A PARALEGAL. Work with attorneys. Home study. Free catalog. 800-223-4542, Dept. LL132.

LEARN BOOKKEEPING/ACCOUNTING. Great career opportunity. Big demand field. Learn fast with modern self-training program. Everything supplied. Details mailed free. No obligation. National Career Institute, 2032 Montrose, Chicago, IL 60618.

SEWING SUPPLIES

PEARL SNAPS. Sewing supplies. Free catalog. Bee Lee Company, Box 36108-Y, Dallas, Texas 75235.

DISCOUNT PRICES — Free catalog of hard to find sewing supplies. Button Shop, Box 1065W, Oak Park, IL 60304.

RICKRACK, BRAIDS, LACES. Send 50¢ coin for catalog. Leisure Craft, Box 743M, Mendota, MN 55150.

FRANTICALLY LOOKING FOR. . . Craft supplies (laces, beads, trims, silk flowers, ribbon). . . Sewing supplies (notions, thread, elastic fabric). . . Needlework Supplies (yarn, needles, floss) or Bridal Supplies (appliques, pearls, combs)? Write for free catalog. Newark Dressmaker Supply, Dept. W23, PO Box 2448, Lehigh Valley, PA 18001-2448.

STAMPS & COINS

300 DIFFERENT U.S. used stamps \$2.00: 500 different \$5.00. Burke's Stamps, Box 4902-W, Springfield, MO 65808.

EASTEN OFF

A CHRISTMAS CHARM



You will need one 3 inch plastic canvas circle, 4 yards of 1/2 inch red satin ribbon, 2 yards of 1/4 inch white satin ribbon, 18 inches of lace ribbon, large eyed needle, glue and one miniature ornament for center.

Cut out center of circle, leaving four complete rows of holes. Using a continental stitch, work Row 1 in red, Row 2 in white and Row 3 in red. Overcast inner and outer edge with red. Take one 10 inch piece of white ribbon and one 10 inch piece of red ribbon, insert through hole in bottom of ornament and tie wrap around to secure. Wire ornament in center. Glue lace to edging, gathering slightly as you go. Glue a four inch loop to top of ornament. ♣

CHRIS ADAMS


With a palette of colors like ours, Monet might have given up painting.

394 colors — more than enough to make any embroidery project a work of fine art. Embroidery, like painting, is a subtle blending of colors, and Anchor Embroidery Floss would have made quite an impression on an artist like Monet.

He would have found our color range irresistible; 394 rich, lustrous hues to choose from — more than any other brand of floss in the world.

Anchor Embroidery Floss has superior loft and body — the kind that really brings your needlework to life. And, the special process we use gives our floss outstanding luster, brilliance and light reflection — and light means everything to an artist.

Begin your career now as a fine artist! Cross-stitch Monet's exquisite "La Femme a l'Ombrelle" — available exclusively by Anchor. Receive this pattern free by sending \$1.00 for postage and handling to: Susan Bates, Inc., Dept. WB-V, 212 Middlesex Ave., Chester, CT 06412-0364.

 **Anchor**[®]

Another fine product from Susan Bates, Inc.
(Available in Canada by J. & P. Coats (Canada) Inc.)

Go ahead. Give in to the pleasures of Wintuk* and Sayelle*.
Superb quality knitting and crochet yarns at a value price.
No wonder they're America's favorites.
WINTUK* & SAYELLE* YARNS
THEY'RE IRRESISTIBLE.



*Du Pont certification mark for yarns of ORLON® acrylic meeting Du Pont fiber content specifications.

 CRAFTED WITH PRIDE IN U.S.A.



