


The WORKBASKET

HOME AND NEEDLECRAFT FOR PLEASURE AND PROFIT


VOLUME 17

2996 January 1952

NUMBER 4



Ideas for the Bazaar, the Home, Gifts, Sparetime Money Makers, with Many Articles, Easily Made and Inexpensive, that find a Ready Sale.



**How To MAKE A CROCHETED PLACE MAT
ATTRACTIVE PANSY PAN HOLDER
CROCHET
LEA
VAR**

NEEDLEWORKERS... START YOUR HOBBY! EASIER, THRIFTIER WITH A HERRSCHNER KIT

EXCITING, NEW RUG TO HOOK!



Starter Kit Of
24x60 in. Rug Pattern,
Skein of Wool, Instructions **\$1.00**
Post Paid

110 —Newest design for hooking a rug that will add beauty and originality to your home! Starter Kit contains sturdy 24x60 inch design on imported Burlap, one skein of heavy rug wool and easy instructions with information about additional yarn required, all for just \$1.00 postpaid. Steel Rug Hook with wood handle, 20c extra. This is the rug you have been wanting to make... Order today, 100% satisfaction guaranteed or your money back. Be sure to order by number. \$1.00 postpaid.


CROCHET A TABLECLOTH



STARTER KIT*
OF ONE 1600-
YD. CONE SIZE
30 CROCHET
COTTON AND
DIRECTIONS
\$1.00
POSTPAID

109 —Enjoy the pleasures of making and owning a handmade Tablecloth in the beautiful Rose Motif. You can begin to crochet your tablecloth with this starting kit of one 1600-yd. cone of size 30 Mercerized Crochet Cotton. Full instructions and information for additional thread required included. Choose White, Ecru or Ivory color. Send today... 100% satisfaction guaranteed or your money back. Kit \$1.00 postpaid. Order by number and color.

CROCHET AN AFGHAN




Starter Kit
Of 8 Skeins
Wool, Hook,
Instructions

\$1.00
Post Paid

111 —Crochet a beautiful Ripple Afghan the easy, inexpensive way! Begin with this Starter Kit of 8 skeins of fluffy All Wool Yarn, a Crochet hook and complete instructions; all for just \$1.00 postpaid. Information for additional yarn needed to complete also given. Choice of colors: Browns and Yellows; Reds and Rose; or Greens and Rusts. Order today and begin making your Afghan early. Remember, the starting kit is only \$1.00 postpaid! Satisfaction guaranteed or your money back. Order by number and state your color choice.

TOASTER AND MIXER COVERS FOR EMBROIDERY



SET
\$1.00

Add 20c For Shipping and Handling

112 —Made-up covers for your Toaster and Mixer (fit standard size models) of washable and durable unbleached cotton, bound in Red, Green or Yellow. Thread included to finish clever embroidery designs. Set just \$1.00 plus 20c shipping and handling. Satisfaction guaranteed or your money back. Be sure to order by number and color of binding. At this low price, order several sets!

FREDERICK HERRSCHNER CO.
33 S. WABASH AVENUE, CHICAGO 3, ILLINOIS

Place Mat

As Shown On Front Cover

You will be anxious to make this simple place mat in a color to harmonize with your dishes. The model was made of J. and P. Coats Mercerized Crochet Thread in size 20; use a size 8 crochet hook. The completed doily measures about 10 x 17 inches.

Abbreviations: Ch (chain); st (stitch); sk (skip); sp (space); bl (block); sc (single crochet); dc (double crochet); rnd (round); tr (treble)—thread over twice and work off 2 lps at a time; tr cluster—retain last lp of each tr on hook, thread over and pull through all lps at once.

Gauge: 7 sps make 2 inches.

7 rows make 2 inches.

Filet crochet is composed of sps and bls or open and solid squares. A foundation ch is made into which bls or sps or both are worked. For a foundation ch, make three times as many sts as there are to be squares, add 1 ch st to this total, plus the necessary sts to turn, (5 for a sp, 3 for bls); turn and work according to chart or illustration given. In following rows, the bls and sps are worked over the bls and sps of previous row.


A sp is formed by a dc, ch 2, sk 2 sts, dc in next st. A bl is composed of 4 dcs. If worked over a sp, a dc is made in the dc of previous row, 2 dcs are worked over the next ch 2, dc in next dc. In working 2 or more adjoining bls, there will be four dcs in the first bl and 3 dcs in each additional bl.

The lacet stitches are shown on the

chart by lines forming a V. To make a lacet st, ch 3, sk 2 sts, sc in next, ch 3, sk 2 sts, dc in next st.

To make the large open sp above each lacet, ch 5 between bls.

To begin this piece, ch 111, turn and work a row of sps. Continue to follow chart for remaining rows. There are 62 rows in all.



The WORKBASKET is published monthly by Modern Handcraft, Inc., 2401 Burlington, Kansas City 16, Missouri. Entered as second class matter February 6, 1948, at the Post Office at Kansas City, Missouri, under the act of March 3, 1879. Annual subscription rate \$1.50 in United States and its possessions; \$2.50 in Canada. Six weeks advance notice is required for change of subscription address. Both old and new address must be given and request marked for Circulation Department. Printed in U.S.A. Copyright 1952 by Modern Handcraft, Inc.


Edge—Join thread in one corner sp, ch 4, 2 tr cluster in corner sp, ch 4, sc in same sp, ch 4, 2 tr cluster in same corner sp, * ch 7, sk next sp, sc in end dc of next row, ch 4, 2 tr cluster in same dc, repeat from * around, making 2 clusters in each corner sp. Join with

sl st in tip of first cluster.

Rnd 2: * Ch 10, sc in tip of next cluster; repeat from * around. Join with sl st and fasten off.

Starch lightly and press, pulling lps out to form points.

Handkerchief Trim



This filet crochet corner may be used on all four corners or only on one corner. A tatted edge that goes around the handkerchief completes it. Contrasting thread may be used.

Abbreviations: Sc (single cro-

WHY DON'T YOU WRITE?

Writing short stories, articles on children's activities, homemaking, hobbies, travel, local, club and church activities, etc., will enable you to earn extra money. In your own home, on your own time, the New York Copy Desk Method teaches you how to write the way newspaper women learn—by writing. Our unique "Writing Aptitude Test" tells whether you possess the fundamental qualities essential to successful writing. You'll enjoy this test. Write for it, without cost or obligation. **VETERANS:** Course approved for Veterans' Training **NEWSPAPER INSTITUTE OF AMERICA** Suite 5342-A, One Park Ave., New York 16, N.Y.



Learn Profitable Profession in 90 days at Home

WOMEN AND MEN, 18 TO 60
Many Swedish Massage graduates make big money. Large full time incomes from doctors, hospitals, sanatoriums, clubs or private practice. Others make good money in spare time. Prepare for future security by training at home and qualifying for Diploma. Anatomy Charts and 32-page illustrated Book FREE—Now!
The College of Swedish Massage
Dpt. 282A 41 E. Pearson, Ch'go 11

chet); sk (skip); sl st (slip stitch); dc (double crochet); p (picot); ds (double stitch; r (ring).

First measure from point of one corner about two and one half inches, mark this point and then measure an equal distance on other side of point and mark. Draw a light line diagonally from one mark to the other, cut. Make a narrow rolled hem and work a row of sc over hem, turn.

Row 1: Sc in each sc across row, turn.


Row 2: * Ch 6, sk 2 sc, sl st in third sc, repeat from * across, ending with ch 3 and a dc in the last sc. This brings thread in position to begin next row.

Row 3: Each row is decreased from here to the end. Ch 6, sc in next lp, continue across. Repeat in like manner until there is only one sp. Fasten thread securely and cut.

Make the other three corners in the same fashion. Be sure you have all corners cut exactly the same so that all the crochet portions will be the same size.

Tatted Edge—Make a r of 3 ds, (p, 3 ds) 5 times, cl r. Leave about one fourth inch on ring thread, make a second r of 3 ds, join to last p of r just made, (3 ds, p) 4 times, 3 ds, cl r. Continue making rs for desired length. You will find it best to sew the edge on with invisible stitches as you make enough for one side. At the end join the last p to the first p. Fasten securely and cut.

Do You Love Greeting Cards?



FOLKS WHO APPRECIATE FINE CARDS FIND IT EASY TO

Make Good Money

SHOWING THESE TO FRIENDS, NEIGHBORS IN
SPARE TIME . . . WHY NOT TRY IT YOURSELF?

YOU'LL find this a very pleasant way to make the extra spending money you want—especially if you love beautiful greeting cards. Having an eye for beauty, you'll be proud to show these lovely box assortments of richly-decorated All Occasion Greeting Cards, distinctive Stationery, gay Gift Wrappings. These generous assortments are such bargains your friends, neighbors, co-workers will be glad to give you big orders.

20 Boxes in 2 Hours' Time



"I'm thrilled with the beauty of these cards and so are my customers. I have now sold about 20 boxes . . . in about two hours."—*Bernice Johnson, So. Dakota.*

\$15 in Orders in 1½ Hours

"My customers well pleased with cards. On first afternoon I sold \$15 worth in 1½ hours. Now sales are 3 times better."

—*Mrs. R. Kutz, Wisc.*



No Experience Needed

Our helpful book (sent FREE) shows how *any beginner*, without experience, can make money! You make as much as 60¢ on each box.

FREE SAMPLES

Mail coupon now — without money — for sample boxes on approval, also *free samples* of exciting new "Name-Imprinted" Stationery. No obligation. If friends don't want them *at once* — return approval boxes at our expense. Don't miss this opportunity to add substantial cash to your income in spare time. Mail coupon *now*. *Greeting Card Associates, Studio GW61, 195 West End Ave., New York 23, N.Y.*



**Greeting Card Associates, Studio GW61,
195 West End Ave., New York 23, N. Y.**

Please rush—for FREE TRIAL—sample boxes of cards on approval, *free samples* of "Name-Imprinted" Stationery, money-making plan, and FREE Book of easy ways for *me* to make money in my spare time.

Name.....
(Please Print)

Address.....

City.....State.....

Please state Zone No. (if any)

WOOL FELT PIECES!

SENSATIONAL SURPRISE PACKAGE

Only \$1. Here's an assortment of brilliantly colored wool felt pieces. Each piece has a wonderful and practical use of its own. Make useful articles from this rugged hard wearing wool felt—toys, coin purses, lapels, and many attractive gifts. This amazing surprise package, only \$1. Add 10c handling charges. We pay postage. Send check or money order today to:

HARLANNE ART—Dept. W14
602 W. 184th Street, New York 33, N. Y.

NYLON YARD GOODS

Originally manufactured for U. S. Government under rigid inspection.

100% Pure Nylon cut from full roll to your order. White only. 39 inches wide. An excellent, durable quality, perfect for dresses, blouses, curtains, dozens of other uses. It's easy to dye, to launder, never needs ironing, dries one hour. Send check or M.O. today. If C.O.D. send \$1 deposit. SATISFACTION GUARANTEED.

95c per Yard On orders of 10 yards or more. Postpaid.
Less than 10 yds.: \$1 per yard

ALSO: Same Nylon as above in exquisite TANGERINE or GREEN FOLIAGE PATTERN COLOR: 70c per yard on 10 yds. or more. (75c per yard if less than 10 yds.)
AMERICAN AGENCY, 799-D BROADWAY, New York 3, N. Y.

Complete Set
16 CROCHET HOOKS
for
\$1.00 Only



Regular \$240 Value
Famous Imported Swiss Hooks
Amazing Bargain • Lightweight
Aluminum • Exact-Standard Sizes


Own this full set of 16 professional hooks (all sizes 00 to 14) at amazing bargain price. In attractive glare proof colors. Wonderful to use; the perfect gift

SEND NO MONEY—Test at Our Risk
Just send your name and address. Specify QUANTITY of sets desired (16 hooks to set). On arrival, deposit only \$1.00 per set plus C.O.D. postage on our guarantee. If you are not delighted return in 10 days and your money back. Cash with order we pay postage. Only limited amount available. Order NOW

LEEWARD MILLS, Dept. HA-63
173 W. Madison St., Chicago 2, Illinois

Iris and Cross Doily

Using white or cream thread size 30 and working with a number 13 crochet hook, the resulting doily will be between twelve and thirteen inches across. The flowers are made with shaded thread the same size and may be lavender, peach or yellow; use a soft green for the leaves.



Abbreviations: Ch (chain); sl st (slip stitch); dc (double crochet); p (picot); rnd (round); sp (space); dec (decrease); sts (stitches); tr (treble) thread over hook twice, work off 2 lps at a time; inc (increase); sk (skip); lp (loop); sc (single crochet).

Begin with a ch of 8, sl st into a ring; ch 3, to count as the first of 32 dc worked into center, sl st to beginning of rnd.

Rnd 2: Ch 1, work 1 sc into each dc, sl st to beginning.

Rnd 3: Ch 3, 2 dc in next st, 1 dc in next; repeat around, sl st to beginning.

Rnd 4: Ch 3, make dc around, work-

Continued On Page 8)

We'll Send These **3** Boxes of Lovely Greeting Cards to **ALL WHO WANT EXTRA MONEY**



These 3 boxes are only
part of complete line . . .
40 different items: Gift
Wrappings, Stationery,
Gift Items, etc.

See how fast the money rolls in when you
show these exclusive dollar sellers to your
friends, neighbors, co-workers, and others!

It's **EASY** and It's **FUN** with

1. BARREL OF FUN—Greeting cards that capti-
vate, delight, and surprise! Every card a clever,
laugh-provoking idea.

2. "FEATURE" All-Occasion—Exquisite, high
quality Greeting Cards for Birthday, Get-Well,
etc . . . famous everywhere for its Beauty and
Value.

3. PARASOLS & PINAFORES Personal Notes—Out-
of-this-world charm and beauty in personal
notes, the very latest thing, and how your
friends will go for them!

SEND NO MONEY for These Assortments

Mail coupon for *all three* of these boxes
sent to you *entirely* on approval. You
pocket up to 50c on every box. Prove to
yourself how easy and pleasant it is.
Mail coupon now.

WALLACE BROWN, INC., Dept. G-164, 225 Fifth Ave., N. Y. 10, N.Y.

WALLACE BROWN, INC., Dept. G-164
225 Fifth Ave., New York 10, N. Y.

Send me 3 Assortments *entirely on approval*. Include
FREE Illustrated Booklet on "Making Money with
Wallace Brown."

Name.....

Address.....

City.....State.....



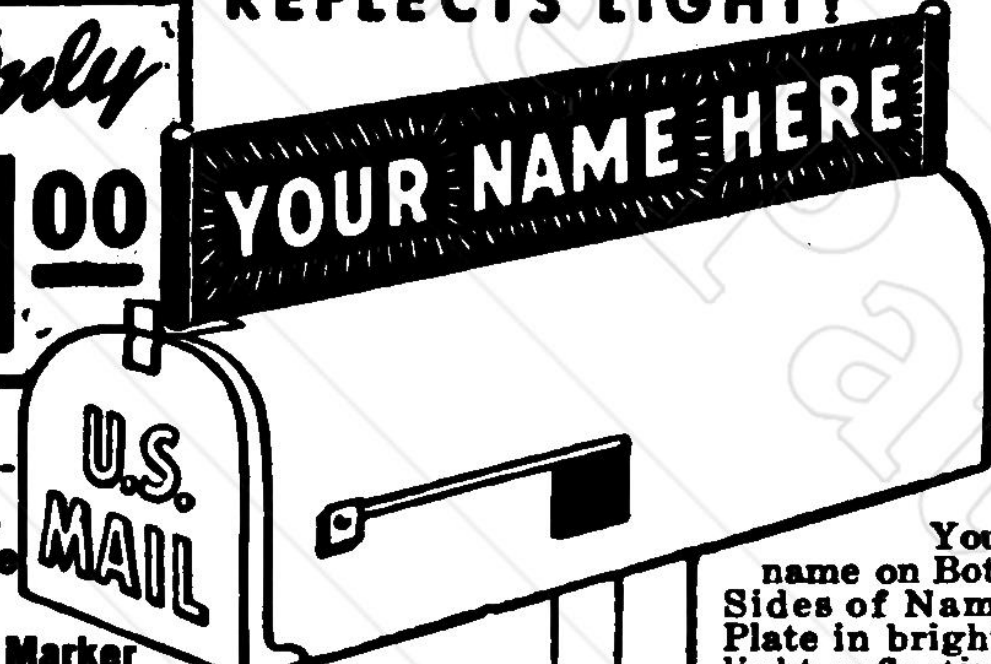
EARN MONEY SHOWING FREE SAMPLE FABRICS

Write me, and I'll send you this big package of actual sample fabrics and style presentation **ABSOLUTELY FREE**. You'll see gorgeous, newest style dresses—lovely lingerie—hosiery, men's shirts and socks—all at **LOW PRICES**. Take orders from friends and make money in spare time. **GET FREE SAMPLES!** Send no money for this big-profit line of sample fabrics. It's yours free. Rush name, address now.

THE MELVILLE CO., Dept. 6569, CINCINNATI 25, OHIO

NAME PLATE

REFLECTS LIGHT!



Only \$1.00 YOUR NAME HERE

For Mail-box, House or Lawn Marker

Your name on Both Sides of Name Plate in bright, light-reflecting

letters that can be easily read day or night! Can be used as mailbox, house, or lawn marker. Fits any mailbox. Made of sturdy metal—black enamel finish. Size 2 1/4" x 16". Easily attached to box or house, or installed on lawn. Name not to exceed 14 letters. For house or lawn use—give last name only and house number. **SEND NO MONEY**—Just mail order giving name wanted on Plate. Pay postman only \$1 plus postage and C.O.D. fee. Or send \$1 plus 25c for postage and handling charge. **Money Back Guarantee. Mail Your Order NOW! RAY SIGN CO., Dept. E-506, 259 Strader Avenue, Cincinnati 26, Ohio**

100 SPOOLS

SEWING THREAD 1c EA.

To make new customers, our giant assortment of 100 spools of quality thread is yours for only \$1. Almost all the colors of the rainbow, useful colors and black and white, too! Fine thread in a thrilling assortment of cotton and rayon; popular numbers in DeLuxe Magic Match and Bobbin Windings for every kind of sewing from darning britches to stitching lingerie. Easy to match many fabrics or colors with our new type Magic Match spools and generous up to 150-yard bobbin spools. A total of 7 thousand or more yards of fine thread. Your own thread store right by your side. Rush your name and address for C.O.D. shipment plus postage and handling charges, or send \$1.25 for postpaid shipment and we'll include 5 70-yard bobbins of No. 50 White Thread **FREE**.

**THREAD WINDERS, BOX 95-W
BRIDGEPORT 1, CONN.**

Satisfaction guaranteed or money back and you can keep the 5 Bobbins for your trouble.

Continued from Page 6

ing 2 dc in one st occasionally, to keep work flat and so the rnd will contain 80 dc.

Rnd 5: (Ch 6, sl st back in fourth ch from hook for a p) 5 times, ch 3, sl st in same st from which ch was started and in next 4 sts on circle. Repeat around until 16 such lps are made; break thread, weave into circle to fasten end and cut close.

Rnd 6: Take up a lp in the middle or third p of any of the p lps around the center and work a ch of 4 sts to count as the first tr of this rnd. Work six more tr into same p. (Ch 5, 7 tr in middle p of next lp) repeated around, ch 5, sl st to top of first ch made. Continue with paths of 5 ch between solid portions or panels as shown in illustration. In each rnd, the panel becomes one stitch wider (inc in middle) and the open path remains the same—5 ch—until the ninth rnd, which should have two inc, one near each edge, to make 16 trs.

In the fifteenth rnd, the openwork cross is begun—for every other panel; the panels between are solid and are increased an equivalent number of sts for each rnd. Work a sp over 4 tr with a ch of 4, sk 4 tr and make inc at each side.

Rnd 15 through 18 have a sp for each cross panel with tr at each side: 6, 7, 7, 8, for each respective rnd.

Rnd 19: The cross arm is made in this rnd and has 3 sps with 4 tr at each side.

Rnd 20 has one sp with 10 tr at each side.

Rnd 21 has 24 tr—the 5 ch path remains.

Finish with ch lps, making 8 lps of 3 ch each for panels and 5 ch over 5 ch.

Last rnd: Work 5 sc into each 3 ch lp, 8 sc into all 5 ch lps.

To Make The Flowers: With shaded lavender, or apricot or yellow thread, ch 6 and sl st into a ring; ch 4, 6 tr into ring, ch 3, turn, 7 dc, ch 3, turn, 6 dc, working them off as two clusters of 3 each. Draw out thread, cut and fasten, using thread end later to catch petal tip to doily panel. Make 3 such petals, then make 2 small petals: ch 4, 3 tr into ring, worked off as a cluster, fasten and cut thread for each petal. Make 8 such flowers.

With green, work a ch about 2 inches long from each flower center between small petals.

The leaves are made in sc, beginning with a ch st and 1 sc into it, ch 1, turn, 1 sc. Gradually inc sc until there are 6 and the leaf is almost three inches long. Continue in sc, but dec, making leaf narrower until it comes to a point at the three-inch length. Make 8 such leaves. Fold in the middle, spreading points out diagonally; then with matching thread, sew to panel, placing it at top of first rnd of panels as shown. Sew stems and flowers to position.

Doily may be starched if desired. Press while damp, in true circle.



NOW CASH FOR HUMAN HAIR

QUICK CASH for human hair 12 inches or longer. Mail your hair to us. We'll make you a definite offer. If you accept we send check. If not we return your hair intact. Highest prices paid.

ShurOn Transformations
Dept. B, 12 EAST 22 ST., N. Y. 10, N. Y.

For many years manufacturers of
Wigs, Toupees, and other hair pieces


New Easy Way Gives You HOT WATER

Saves Time, Work, Money

Amazing New Portable Pocket-Size Electric Water Heater gives hot water... where and when you need it! Place in water and plug in! No fire to build. No hot water to carry. For bathing, washing clothes, dishes, etc. Saves time, work AND money! AC or DC. Just follow SIMPLE DIRECTIONS. Order NOW!

SEND NO MONEY just name and address. Pay post-man only \$1.98 plus C.O.D. post-age. Satisfaction or return in 10 days for money back!

RAPID SPECIALTIES CO., Dept. HB-1852
950 Monroe Ave., N.W. Grand Rapids 2, Mich.



NOW ONLY \$1.98

IS YOUR HEARING WORTH A 1¢ POSTCARD?

Discover a new way to HEAR AGAIN with startling clarity — by spending just 1c for a U.S. postcard. A way that may help you enjoy normal family and social life again... win new success and happiness. A way that's *easier* than you've dreamed possible.



FREE BOOK

... tells how to overcome hearing loss. All you do is send for valuable FREE book. It reveals amazing secrets of how deafness

can now be overcome, thanks to a tiny, new electronic miracle. It tells how a transparent, almost invisible device miraculously *hides deafness*. No button shows in ear. Send for your valuable FREE new book today. No obligation whatsoever. Remember, a penny postcard will do.

Beltone
MONO-PAC

One-Unit Hearing Aid



Belton Hearing Aid Co., Dept. 4121
1450 W. 19th St., Chicago 8, Ill.

YOU CAN EDUCATE YOUR CHILD AT HOME

Kindergarten through 9th grade. With Calvert courses mothers can give their children a sound education at home. Calvert-guided instructions. All lessons, books provided. Students transfer successfully. Start any time. Unique Crafts Course. Catalog.

CALVERT SCHOOL

320 E. TUSCANY RD. BALTIMORE 10, MD.

Please send information about Calvert Courses.


Name.....

Address.....


Child's Age..... School Grade.....

Have You Heard About These

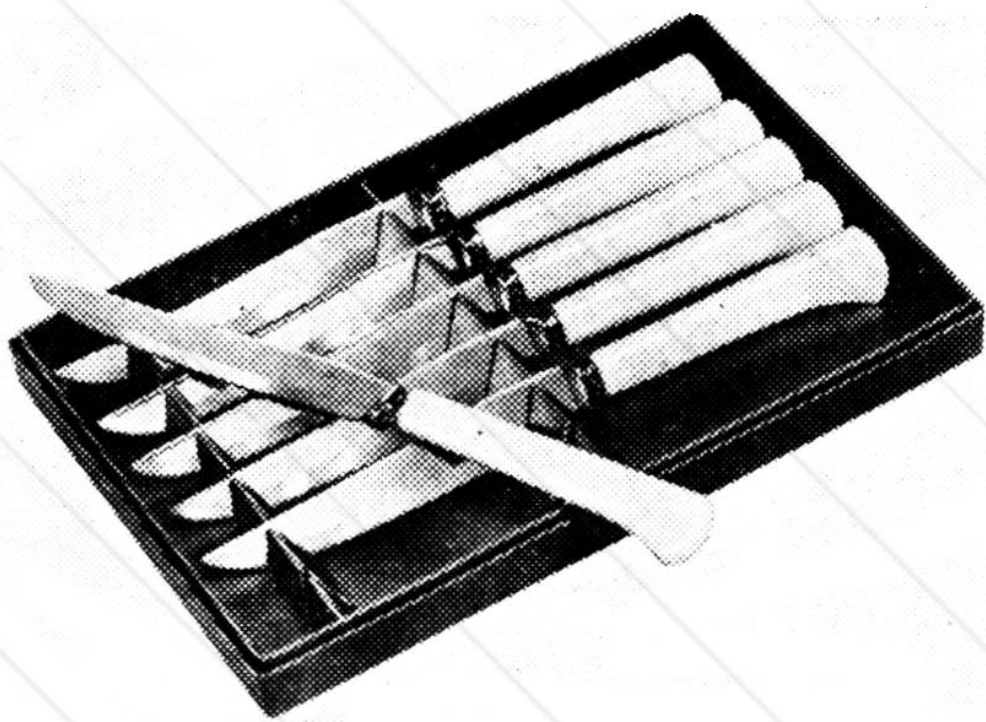
(All merchandise advertised on this page may be purchased direct from the address given in the article.)




IT'S NEW, JUST OUT—this book of old and new favorite quilt patterns. It includes patterns for many of the quilts which have been dominating needlework exhibits—Grandmother's Flower Garden (8 versions), Stars and Stripes (3 versions), Star of Bethlehem, Patch as Patch Can, Missouri Daisy, All American Star, Ferris Wheel, Democrat Rose and others. Including all versions, there are instructions and patterns for 23 quilts complete with yardage estimates. Order from Aunt Martha's Studios, 2500 Buchanan, North Kansas City, Mo. Only 50c.



MAKE YOUR BROOM an All-Purpose Duster. Broom Duster gets at dust and cobwebs on ceilings, walls, over doors, windows, everywhere. Fits like a glove over your ordinary house broom! You'll find a hundred and one different uses for it. Made of soft, fluffy yarn that absorbs dust, dirt, yet washes clean in your washing machine. Send No Money, Pay Postman only \$1.00 plus C.O.D. charges on delivery. Money back in 10 days if not delighted. **MAGIC MOP COMPANY**, Dept. 115-B, 8427 So. Chicago Ave., Chicago 17, Illinois.




STEAK KNIVES that cut thru meat like butter. Gleaming mirror-bright stainless steel serrated blades with pistol grip—easy to hold . . . non-burn Ivory white handles make these steak knives beautiful enough to grace your finest table setting. Makes a handsome gift! Regular price \$5.00; Sale price \$2.95. Money-back guarantee, no COD's. National Mail Order Co., 831 W. Washington Blvd., Dept. K-4, Chicago 7, Ill.




NEW BED LAMP, \$4.98. An amazingly lovely and practical Beam-O-Lite that directs light where you want it. Fine Bakelite plastic, Aluminum and Brass with Underwriters' Inspected 8 foot cord. Complete with 25 watt lamp. Textured finish in Brown. Adjustable. Clamp may be removed for wall mounting. Send for 35 K 1016. Rush name and address. On arrival pay postman \$4.98 plus C.O.D. fee and postage. Save—send payment and we'll ship postpaid. Satisfaction Guaranteed or return for refund. Modern Handcraft, Inc., 752 Handcraft Bldg., Kansas City 16, Mo.

Items Suggested to Aunt Ellen

(All merchandise advertised on this page may be purchased direct from the address given in the article.)



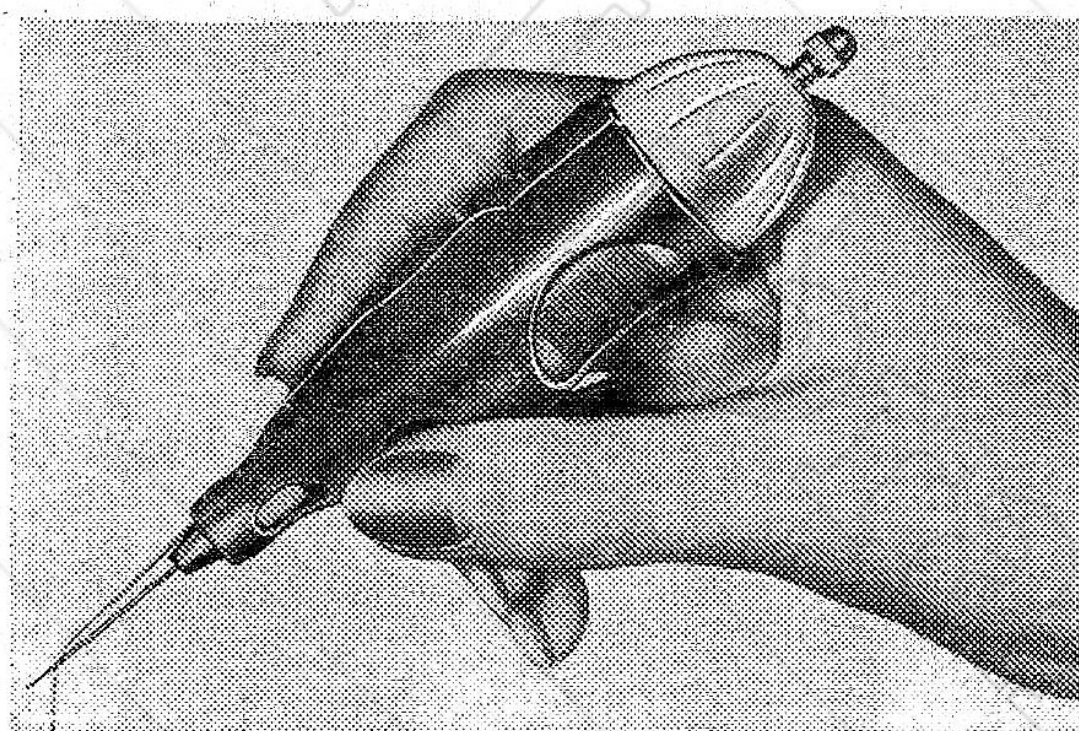
PAINT DRESDEN REPRODUCTIONS—Enjoy a fascinating profitable hobby or business. Only \$2.49 starts you! Complete 20-piece Kit includes 4 lovely Figurines, 2 Large Fruit Plaques, 1 Dutch Boy Plaque, 1 Dutch Girl Plaque, 2 Bird Plaques, 3 Small Fruit Plaques, 5 jars Gorgeous Tempera Paints, 1 Bottle Liquid Glaze, 1 Artists Brush and Free Course, \$5.00 Value. Send No Money—just mail postcard. Money back guarantee. Western Stationery Co., Dept. 306-A, Topeka, Kansas.



MAKE THEM YOURSELF. These Buttons are smartly different. Shown are: Real flowers embedded in Castolite; Simulated fire-opal on backing of antique copper; Pearl on copper; Triangular rhinestone button with three golden opals; White cameo on black in golden setting. These distinctive buttons and matching earrings are conversation pieces. We supply materials and instructions for jewelry and button sets. Assemble at home—save 60%. Have a hobby—make extra money. Send 25c for Wholesale Catalog, Free Home-Success Plan. Castolite Co., Dept. A-35, Woodstock, Ill.



BIG SAVINGS FOR HOMEMAKERS who know how to sew. You can make dresses for yourself and your children for a fraction of what you would pay for them "made up." A thrifty bundle, containing 9 yards of practical, easily washable, color-fast cottons in 3-yard lengths. Each length large enough to make one dress for yourself or two for a little girl. Attractive, assorted prints and solid colors. All material is 36" wide. Positively guaranteed as advertised or money refunded. Each nine yard package \$2.99 ppd. Order several today. Walter Field Co., Dept. 165, 600 Fulton St., Chicago 6, Ill.



GREATEST INVENTION Since the Needle! Now, do a professional sewing job at home in half the time. Sew a beautiful, invisible blind-stitch hem without rethreading. Magic Stitcher holds a complete spool of thread. Do hemming, tailor-tacking, applique, basting, shirring, smocking. Uses regular or elastic thread. Light (1 oz.), fits palm of your hand. Completely illustrated sewing booklet included free. \$2.95 postpaid (postage extra on COD's.) Money back if not delighted. Write Albin of California, Rm. 201, 1401-21 W. 8th St., Los Angeles 17, Cal.

Two Color Knitted Mat

The original of this mat was made of green and white string weight thread and number 1 or 2 knitting needles; wind green thread into two balls. When completed it measures about 10 x 17 inches.

Abbreviations: K (knit); p (purl); tk (twisted knit—k back of st each time); st (stitch); tog (together); sl (slip); O (over); psso—k 2 tog (sl 1 st, k 2 tog, pass slip stitch over).



Cast on 19 green sts, 80 white sts, 19 green sts.

Row 1: In green, k 19; white, tk 80; green, k 1, (k 1, O, tk, O, k 2 tog) 3 times, k 2, O, tk, O, k 2 tog, k 1. The green sts at beginning and end of each row are always separated by 80 white sts.

Row 2: K 23; tk 80; k 1, (k 1, O, tk, O, k 2 tog) 3 times, k 2, O, tk, O, k 2 tog, k 1. Always end each row with k 1.

Row 3: K 23; tk 80; k 1, (k 2 tog, O, tk, O, k 2 tog) 3 times, k 3, O, tk, O, k 2 tog. The stitches in parenthesis are repeated three times in each row and will be indicated by (3).

Row 4: K 24; tk 80, end as row 3.

Row 5: K 24; tk 80; k 1, (3), k 4, O, tk, O, k 2 tog.

Row 6: K 25; tk 80; k 1, (3), end as row 5.

Row 7: K 25; tk 80; k 1, (3), k 2, (O, tk, O, k 2 tog) twice.

Row 8: K 27; tk 80; k 1, (3), end as

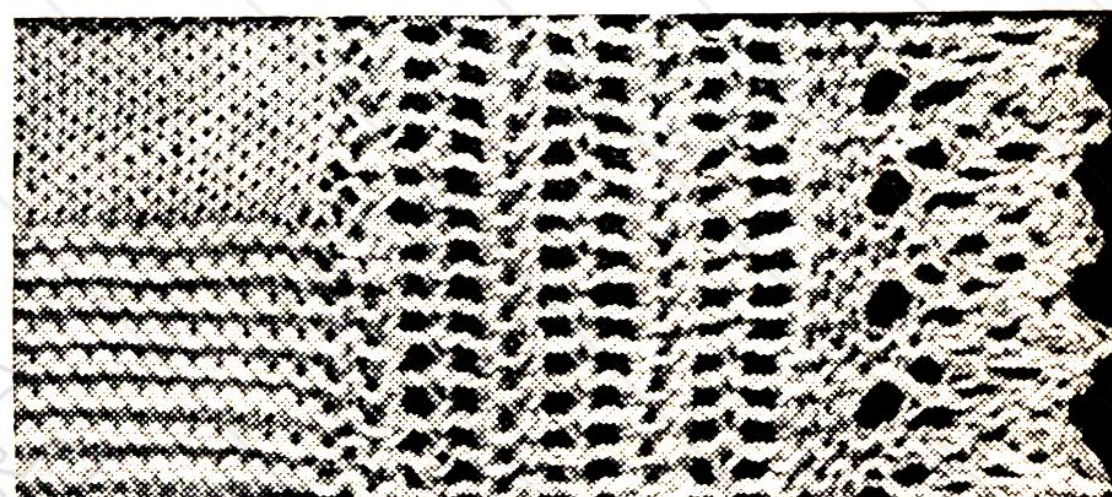
row 7.

Row 9: K 27; tk 80; k 1, (3), k 3, O, tk, O, k 2 tog, k 2, k 2 tog.

Row 10: Psso—k 2 tog (sl 1 st, k 2 tog, pass sl st over), k 24; tk 80; end as row 9.

Row 11: Psso—k 2 tog, k 24; tk 80; k 1, (3), k 4, O, tk, O, psso—k 2 tog.

Row 12: K 25; tk 80; k 1, (3), end as row 11.



Rows 13 through 17: Repeat rows 7 through 11.

Row 18: K 25; k 80; k 1, (3), k 4, O, tk, O, psso—k 2 tog.

Rows 19 through 29: Repeat rows 7 through 11 in sequence for beginning and end of rows. The 80 sts are stock-inette st instead of tk 80—that means you should alternate, k one row and p the next, for these 12 rows.

Row 30: K 25; tk 80; k 1, (3), k 4, O, tk, O, psso—k 2 tog. Repeat rows 7 through 30 for desired width. The last four rows should be worked with the 80 sts tk, as follows:

Row 1: K 25; 80 sts; k 1, (3), k 5, O, tk, O, k 2 tog.

Row 2: K 26; 80 sts; k 1, (3), end as row 1.

Row 3: K 26; 80 sts; k 1, (3), k 7, k 2 tog.

Row 4: Psso—k 2 tog, k 20, 80 sts; k 1, (3), k 4, k 2 tog, psso—k 2 tog.

Bind off loosely, care should be taken to keep sts from drawing.

Starch, stretch in true shape and press dry through a cloth.

BE YOUR OWN MUSIC TEACHER

LEARN AT HOME THIS MONEY-SAVING WAY

THESE simple as A-B-C lessons consist of real honest-to-goodness selections instead of tiresome scales and exercises. Learning music by this remarkable "right at home" method is a most enjoyable pastime. You learn to play by playing from real notes. No "numbers" or trick music.

PLAY RIGHT AWAY!

You can sit right down at the piano (or any other musical instrument) and actually play a piece of real music in your very first week. Your skill will improve steadily and rapidly. And soon you'll find yourself playing all your favorite pieces—easily, confidently, and properly—by note.

Many of our 850,000 students didn't know a single note when they started; others had "given up" their music years ago and were eager to get back to it. Today they are enjoying the happiness which only music can give—to themselves and to others.

ONLY A FEW CENTS A DAY

You can't go wrong. Everything is in clear print and picture form. When you take up a new tune the simple printed instructions tell you just what to do. Then a picture shows you how to do it. Finally you play it yourself and hear how it sounds. You start with simple melodies. As you master these you go on to more advanced pieces. Almost before you realize it you may become a good musician. And just think! You can study most any instrument for ONLY A FEW CENTS A DAY.


Send for FREE Book

Check in the coupon which is your favorite instrument and we will mail to you our Free Book—and also a Free Print and Picture Sample showing how interesting and simple our method really is. Then you will realize why it has been so successful for the last 54 years—and why 850,000 people have turned to it as the means of making their dream of playing their favorite instrument come true!

Mailing the coupon places you under no obligation whatever—and no salesman will call upon you. So mail it at ONCE. Don't delay putting this wonderful accomplishment into your life.

U. S. School of Music
Studio B671
Port Washington, N.Y.
(Special Reduced
Prices on instru-
ments to our stu-
dents.)

Easy as A-B-C



THOUSANDS NOW PLAY Who Never Thought They Could



Didn't Know A Note— Now Plays For Dances

"I DIDN'T KNOW ONE NOTE OF MUSIC! Three months later I started to play for dances. I have been invited to many parties and made people very happy with my music"—Miss Rosie Montemurro, Vancouver, B. C., Canada.

How Famous Orchestra Leader Got His Start

"I got my start in music with a U. S. School Course. How easy it is to learn to read notes and play an instrument this 'teach yourself' way! In fact, this school did so much for me that I've enrolled my two daughters."—Lawrence Welk, famous orchestra leader.



Amazes Her Friends

"I bet some friends that I could learn to play the piano quickly. They didn't believe me—because I am slow learning. Imagine their surprise last night when I played for them. One said, 'Why Louise, it sounds like you've been playing for years!'"—Louise Gomez, Oakland, Cal.

FREE PRINT AND PICTURE SAMPLE

U. S. School of Music, Studio B671,
Port Washington, N. Y.

Please send me FREE Booklet and Print and Picture Sample. I would like to play (Check Instrument).

- | | | |
|---------------------------------|--|--|
| <input type="checkbox"/> Piano | <input type="checkbox"/> Piano Accordion | <input type="checkbox"/> Tenor Banjo |
| <input type="checkbox"/> Guitar | <input type="checkbox"/> Saxophone | <input type="checkbox"/> Modern Elementary Harmony |
| <input type="checkbox"/> Violin | <input type="checkbox"/> Trumpet, Cornet | <input type="checkbox"/> Other Instrument |

Name.....
(Please Print)

Street.....

City.....State.....

Cardigan in Crochet

Five ounces of baby yarn is sufficient to crochet this cute sweater for a little girl size 3; use a number 3 bone crochet hook. Contrasting yarn could be used on waistband, wristband, up the front and around the neck—navy and a lighter blue would be very pretty.

Abbreviations: Sc (single crochet); ch (chain); lp (loop); sts (stitches); dec (decrease)—to dec, work off 2 dc as one dc; sts (stitches); dc (double crochet); sl st (slip stitch).

Waistband—Ch 11.

Row 1: Sc in second ch from hook, sc in each ch across (10 sc), ch 1, turn.

Row 2: Sc in back lp of each sc across, ch 1, turn. Repeat second row until piece measures 20 inches. Ch 1, turn and work across long edge making 148 sc. Ch 3, turn and work in pattern as follows: * Dc in back lp of next sc, dc in front lp of next sc; re-

peat from * across. Ch 3, turn. Repeat this last row until piece measures 7½ inches in all.



Right Front—Work in pattern across 37 sts, ch 3, turn. Work over these last 37 sts only, dec 1 st at both ends of next 5 rows. Work armhole or inner edge straight but continue to dec on front edge, until 16 sts remain for

MEND as you IRON




WITHOUT NEEDLE and THREAD

NEW PLASTIC TAPE! Mends without sewing, as you iron! Quickly, easily, mends holes, tears, snags, worn spots in shirts, blouses, coats, dresses, trousers, underwear, hosiery, bedsheets, towels, tablecloths, etc. Mends are smooth and neat. No lumps. Will not come off; stands washing, dry-cleaning. Save many hours of tedious mending & darning. Save money! **Sells like wild!**


SAMPLES for TRIAL Sample offered immediately to all who send name at once. A penny postal will do. **Send no money, just your name.**

KRISTEE CO., Dept. 1675,
Akron 8, Ohio



HAVE FUN MAKING MONEY

Fill Your Spare Time with Pleasure, Creating Objects of Art at Home by "Ceramizing." Turn 56c Worth of Material into Profits as high as \$5.00 for One Hour's Work



LEARN—in less than an hour—how to turn twigs, leaves, flowers, into gorgeous costume jewelry—how to transform inexpensive articles into valuable objects of art. Amaze your friends with your overnight success as a creative artist—without learning to draw or design. Send your name—no money. We will mail, postage paid, a big tabloid newspaper size book printed in all the colors of the rainbow—showing the endless variety of beautiful giftwares and exclusive jewelry you can make in your home.

WARNER SHOPS, 1512 Jarvis Ave., Dept. 124A, Chicago 26, Ill.

Explains entire "Ceramizing" process and shows steps necessary to get started. Delightful as a hobby. Exciting as a source of ready money for spare hours at home.

FREE!—Just Send Name

Put your name and address on a penny postcard and mail it to us. We will mail the book on "Ceramizing" at once. No salesman will call. And there is no charge now or at any other time. See what fun it is to make money in this new home art—"Ceramizing."



shoulder. Work straight until piece measures 12 inches. Fasten off.

Back—Join yarn and work across next 74 sts, dec 1 st at beginning and end of each row until there are 64 sts. Work straight along edges, shaping the neck by 1 dec in center of row. Next row work a dec $\frac{1}{4}$ and $\frac{3}{4}$ of the way across. Next row is worked straight. Dec 1 st in center of following row. Back should measure same length as right front. Fasten off.

Left Front—Join yarn and work across remaining 37 sts to correspond with right front. Fasten off.

Sleeves—Work wristband same as waistband for 4½ inches, ch 1, turn and work across long edge making 56 scs, ch 1, turn and work in pattern st until piece measures 8½ inches.

To shape Top—Dec 1 st at beginning and end of each of the next 5 rows. Cut and fasten. Sew shoulder and sleeve seams.

With right side facing you, sc evenly up right front edge, along neck edge holding it in slightly to fit and down left front edge. Ch 1, turn.

Row 2, 3, 4: Sc in back lp of each sc, ch 1, turn.

Row 5: Place 6 pins, evenly spaced, on right front edge, * sc in back lp of each sc to first pin, (the first pin should be about $\frac{1}{2}$ inch from lower edge), ch 3, sk 3 sc, sc in back lp of next sc. Repeat from * until 5 button-holes have been made, sc in back lp of each remaining sc, ch 1, turn.


Row 6: Sc in back lp of each sc and 3 sc in each ch 3 lp, ch 1, turn.

Row 7: Same as row 2.

Row 8: This row is not worked around neck edge. Sc in back lp of each sc on both right and left sides, fasten off at neck edge.

Row 9: Sl st in each sc along edge of both sides and neck. Fasten off. Sew in sleeves and sew on buttons.

SAVE UP TO $\frac{1}{2}$ ON RUGS



Send
us Your

Old Rugs, Clothing

IT'S ALL SO EASY! Free Catalog tells how to ship your materials at our expense to the Olson Factory, where we sterilize, shred, merge materials of all kinds—reclaim the valuable wool, etc., then bleach, card, spin, dye and weave into lovely, new, deep-textured, *Reversible, Double Luxury Broadloom Rugs.*

OLSON FACTORY TO YOU!

ANY SIZE you need up to 16 ft. wide, seamless and any length in your choice of 52 colors and patterns:

Solid Colors	Tweed Blends	Early American	Embossed
18th Century	Floral, Leaf	Oriental Designs	Effects

Orders Completed in a Week! Satisfaction guaranteed. Over 3 million customers. We do not have agents or sell thru stores. Our 77th Year.

Chicago New York San Francisco

Mail Coupon or postcard

**FREE
CATALOG
in COLORS**

OLSON RUG CO., K-36, Chicago 41

Mail Catalog of Rugs and Model Rooms Free to:

NAME.....
ADDRESS.....
TOWN.....STATE.....

OLSON CUSTOMER FOR 50 YEARS

"... It is over 50 years since I sent you my first order. I have always been pleased with your work." Mrs. W.E.B., Columbus, Kans.

"I have just placed on my dining room floor, the handsome rug received from you. It looks like a million dollars—so attractive, so cheerful, so inviting." Mrs. G.B., Dunellen, N.J.



This Little Bird Has
MONEY
For You!

4
GORGEOUS
BOXES
SENT ON
APPROVAL

Sell Cardinal Everyday Greeting Cards and "coin" money in your spare time!

NO EXPERIENCE NEEDED!

We send you 4 Box Assortments on approval. Just show these samples to your friends. New 21-Card \$1 Assortments are miracle sellers—*pay you up to 100% cash profit!* Unique Floral Cards, Humorous, DeLuxe Stationery. Also Gift Items, many other exciting money-makers.

GET STARTED NOW!

The Cardinal plan pays you big profits plus an EXTRA CASH BONUS. Start now. Send today for Samples!

Cardinal CRAFTSMEN
1400 STATE AVE., Dept. J-52, CINCINNATI 14, OHIO

There's a Hobby That
PAYS For You...

somewhere in this

FREE BOOK



Here's just what you've been wishing for... a book that suggests 173 different hobbies and shows you **WHAT** to do and **HOW** to do it. The book, "173 Ways to Make Money at Home," tells how folks everywhere are making their hobbies pay off in extra cash. Send for your free copy now. It's being given (for a limited time) to introduce you to **PROFITABLE HOBBIES**, an exciting magazine filled with pleasure and profit.

Relax and Make Money

Lots of people are benefiting from hobbies. Read about folks like A.F.M., whose hobby grew into a \$4,000 a week business in just three years. Or find how a Columbus, Ohio woman made \$2,000 in a year from one spare time hobby. You'll get the story of these and others who relax with a hobby and enjoy extra profits. You can do the same with hardly more than imagination and some spare time. Send today for this book that's given to you if you act now.

SAVE ONE-THIRD

Mail just \$1.00 with your name and address to **PROFITABLE HOBBIES**. Get the next **SIX** big issues (thus saving one-third over the newsstand price) **PLUS** the free book. And remember your satisfaction is guaranteed, so send your order now, to:

PROFITABLE HOBBIES

762 Hobbies Bldg.

2401 Burlington, Kansas City 16, Mo.

Pansy Pan Holder

Simplicity makes this pan holder one you will want to make as a gift or take to the next bazaar you are going to attend. The pansy in the center is worked in tinted yellow and lavender as is the edge. The remainder is worked in white using American Thread Company De Luxe Crochet Cotton; use number 5 or 6 crochet hook. It makes about a six inch square when completed. You will find it quite durable and heavy since it has a double thickness.



Abbreviations: Ch (chain); sc (single crochet); dc (double crochet); tr (treble)—thread over twice and work off 2 lps at a time; dtr (double treble)—thread over three times and work off 2 lps at a time; lp (loop); sl st (slip stitch); sdc or hdc (short double crochet) or (half double crochet)—thread over, insert hook in st, draw thread through (3 lps on hook), thread over and pull through all lps at once; st (stitch); p (picot); sk (skip); sp (space).

Pansy—Use number 6 crochet hook, with shaded lavender and yellow, ch 7, join with sl st to form a ring.

Row 1: Ch 3, 2 dc in ring, (ch 7, 3 dc in ring) 3 times, ch 10, 3 dc in ring, ch 10, sl st in third st of first ch.

Row 2: Sc in next dc, (15 dc in next lp, sc in center dc of next dc group) 3 times, (ch 4, 14 dtr, 2 tr, 2 dc with ch 1 between sts) in next lp, sc in center dc of next dc group, (2 dc, 2 tr, 14 dtr with ch 1 between sts) in next lp, ch 4, sl st in first sc.

Row 3: (Ch 3, sc in next dc) across three small petals, ch 3, sc over ch 4, (ch 3, sc over next ch 1 lp) across two large petals, ch 3, sc over ch 4 lp, ch 3, sl st at base of first ch 3. Fasten off.

Top Section: Use number 6 crochet hook and white thread, ch 8, join with sl st to form ring.

Row 1: Ch 3, 4 dc in ring, (ch 3, 5 dc in ring) 3 times, ch 3, join in third st of first ch 3.

Row 2: Ch 3, 1 dc in each of the next 4 dc, (1 dc, ch 3, 1 dc in next ch 3 lp, 1 dc in each of the next 5 dc) 3 times, 1 dc, ch 3, 1 dc in next ch 3 lp, join.

Row 3: Ch 3, 1 dc in each of the next 5 dc, (2 dc, ch 3, 2 dc in next lp, 1 dc in each of the next 7 dc) 3 times, 2 dc, ch 3, 2 dc in next lp, 1 dc in next st, join. Fasten off.

Row 4: This row forms leaves around pansy. Attach green to first dc at the right of any ch-3 lp, * ch 8, sc in second st from hook, sdc or hdc in next st of ch, 1 dc in each of the next 4 sts of ch, sdc in next st of ch, sl st in ch-3 lp (a small leaf made), ch 11, sc in second st from hook, 1 sdc in next st of ch, 1 dc in each of the next 7 sts of ch, sdc in next st, sl st in same ch-3 lp (a large leaf made), make a second small leaf, sl st in dc next to lp, 1 sc in each of the next 4 sts, sl st in next dc, make a small leaf, sl st back in same st, 1 sc in each of the next 4 sts, sl st in next st, repeat from * around. Fasten off.

Make \$50 Easily

In Your Spare Time



SELL *Phillips*

GREETING CARDS

and make hundreds of new friends among your neighbors

NO EXPERIENCE NEEDED

These beautiful Phillips Greeting Cards sell themselves to your neighbors—greeting cards that bring happiness all year round. Here's a quick, pleasant, easy way to make extra money—and make friends, too! Folks buy from you the moment they see these amazing values! Greetings for Birthdays, Anniversaries, other special events! Make up to 50¢ a box profit selling our outstanding 21 card for \$1 assortment.



NEW BOOK for BABY SITTERS. Full instructions for Baby Sitters—what to do in emergencies—where to find things—bedtime duties. Other information. Additional famous Phillips Books for children and adults. Over 60 gift items. Something for every home you visit! Extra Profit Bonus Plan!

FREE BOOK—tells You how! START NOW—SEND NO MONEY!



Mail coupon today and by return mail get Free Book telling how easily you can make \$50 or more in your neighborhood—also salable samples on approval of Phillips Greeting Cards and Books to start you on your way to immediate earnings!

I've been a Phillips dealer since 1941 and I'm so pleased with the profits I've earned. I've had no previous experience and credit my success to Phillips' wonderful line of greeting cards and gift items. Mrs. F.B.M., Beverly, Mass.

MAIL COUPON FOR FREE BOOK and Samples ON APPROVAL

- PHILLIPS CARD CO., 251 Hunt St., Newton, Mass.
- Rush FREE BOOK and Samples on approval by Return Mail. Show me how I can make \$50 or more with Phillips Greeting Cards and more than 60 lovely gift items.
- Name.....
- Address.....
- City.....Zone.....State.....

STAMPED GOODS FOR EMBROIDERY

Direct from Manufacturer

SAVE MONEY—Obtain lovely art needlework at low prices. Complete line of stamped linens, cottons, pillow cases, luncheon sets, scarfs, tablecloths, infants' items, etc. INSTRUCTIONS included with every item. Also big selection yard goods. Special Offer.

WRITE FOR FREE 28-PAGE CATALOG

EMBROIDERY GUILD

740 Broadway, Dept. 154
New York 3, N. Y.

FREE
ILLUSTRATED
CATALOG



Ribbons

Gorgeous assortments—a riot of colors.

For Hair Bows and Accessories, to doll up Dresses, Hats, Lin- gerie, to trim Lamp- shades, to decorate

Gift Packages, and so many other uses. Satins, Moires, Plaids, Gift-tie, etc. Top quality. 1 to 5- yd. lengths 1/4" to 3" wide. Guar- anteed \$3, \$8, \$15 values.

BARGAIN BOXES

70 yds. \$1

175 yds. \$2

350 yds. \$3

... 20 yards \$1

Lace

Exquisite Assortment of top quality Lace. Eyelet

Embroidery, and Trimmings to add a new look to lingerie, dresses, blouses, aprons, curtains, etc. 1/2" to 2" wide, 2-yard lengths. Guaranteed \$3.00 value or your money back.

MAKE UP YOUR ORDER TODAY

Sent Postpaid or C.O.D. Plus Postage. Money back if not delighted.

WOTRING CO.

Catasauqua 33, Pa.

Row 5: Attach white in top of any large leaf, sc in same st, * ch 7, sc in tip of next leaf, repeat from * around, join in first sc.

Row 6: Ch 6, dc in same st,* (7 dc in next lp, dc in next sc) 4 times, ch 3, dc in same st, repeat from * around ending row to correspond, join in third st of ch.

Row 7: Sl st to lp, ch 4, 2 tr, ch 5, 3 tr in same sp, * ch 7, sk 8 dc, (3 tr, ch 3, 3 tr) a shell in next dc, (ch 3, sk 7 dc, shell in next dc) twice, ch 7, sk 8 dc, 3 tr, ch 5, 3 tr in next lp, repeat from * around ending row to corre- spond, join in fourth st of first ch.

Row 8: Sl st to corner lp, * ch 10, sc in same lp, ch 6, sc in next lp, (ch 5, sc in shell lp, ch 5, sc in next lp) 3 times, ch 6, sc in next corner lp, repeat from * around, join in sl st.

Row 9: Sl st into corner lp, ch 3, 5 dc in same lp, ch 3, 6 dc in same lp, * 6 dc in next lp, ch 3, sc in next lp, (ch 5, sc in next lp) 5 times, ch 3, 6 dc in next lp, (6 dc, ch 3, 6 dc) in corner lp, repeat from * around ending row to correspond, join in third st of first ch.

Row 10: * Ch 9, sc in corner lp, ch 9, sc in same lp, ch 9, sk 5 dc, sc be- tween next two dc, ch 9, sc in next lp, ch 3, sc in next lp, (ch 5, sc in next lp) 4 times, ch 3, sc in next lp, ch 9, sk 5 dc, sc between next two dc, repeat from * around ending row with ch 4, tr in sl st.

Row 11: Ch 9, sc in next lp, ch 9, sc in corner lp, ch 9, sc in same lp, (ch 9, sc in next lp) twice, ch 9, sk ch-3 lp, sc in next lp, (ch 5, sc in next lp) 3 times, ch 9, sk ch-3 lp, sc in next lp, repeat from beginning around in same manner ending row with sl st in tr. Fasten off.

Row 12: Attach green in sc before corner lp, * 9 sc in corner lp, 7 sc in each of the next 3 lps, 3 sc in each of the next 3 lps, 7 sc in each of the next

EARN \$25 IN 1 HOUR'S FUN

Weave METALLIC *Glitterfly* LAPEL PINS



EASY AT HOME

Be admired wearing stunning colorful costume creation. Fascinating hobby like Love Birds. As-semble from jewel-toned sequin strips. Easy directions — No skill required — weave 10-12 per hour — sell for \$2 or more. Kit has one ASSEMBLED GLITTERFLY, supplies, directions and assorted pre-cut metallic material for THREE ADDITIONAL GLITTERFLIES. Send only \$1. MONEY BACK GUARANTEE. FREE! CATALOG with order or Send — 10¢.

MASON'S, Great Neck 26, N.Y.

\$1.00

Please give us six weeks notice for change of subscription address when you move.

3 lps, repeat from * around, join, fasten off. Applique pansy to center as illustrated.

Back Section of Panholder: Use number 5 crochet hook with double strand of white thread, ch 47, dc in fourth st from hook, dc in each remaining st of ch, ch 3, turn.

Row 2: Dc in each dc, ch 3, turn. Repeat second row 19 times or until section measures 5½ inches from beginning.

With number 6 hook and a single strand of thread, work a row of sc around entire section, work 3 sc in each corner st (57 sc on each side not counting 3 corner sts). Fasten off. With wrong side of both sections together and right side of work toward you, work through both sections throughout; attach shaded lavender and yellow in corner sc above top of pansy. Ch 3, * dc in each of the next 8 sts, ch 3, sl st back in last dc for a p, (dc in each of the next 7 sts) twice, dc in each of the next 5 dc, (1 dc in each of the next 3 sts, p) twice, dc in each of the next 5 sts, p, (dc in each of the next 7 sts, p) twice, dc in each of the next 8 sts, p, repeat from * around ending row to correspond, omit last p, join, fasten off.

With shaded lavender and yellow cover a bone ring with sc and sew to the corner without a p.

With pinking shears, cut hanky-sized squares from hopelessly worn out sheets, etc. No harm is done if children lose them while at play.

Drop cookie dough from a spoon, press the mixture with the bottom of a bottle which has been dipped in sugar. This quick method gives cookies a nicely glazed surface.

Butter rubbed on the rim of a saucepan will keep milk from boiling over.

MEN...WOMEN...LEARN

Skil-Weaving

(FRENCH INVISIBLE REWEAVING)



Men — women — make good money at home — profits to \$5 an hour, spare-full time. Reweave burns, tears, moth holes in suits, dresses — the Skil-Weave way. Complete instructions and kit —

SENT TO YOU AT OUR RISK!

MONEY MAKING SECRETS
 New simplified method shows you how. An unusual opportunity for men — women, all ages, **NO PREVIOUS EXPERIENCE NEEDED** — new device — the Visual-Weaver — prepares you quickly — makes learning easy.

NO EXPENSE FOR MATERIALS
 No big overhead — no expense for materials. Big profit orders come from Homes, Cleaners, Dept. Stores — also Mail Orders. Complete instructions include not one or two methods but full training on French Invisible Reweaving, Silk-Thread Stoching, Piece Weaving, Tailor's Patch, plus many profitable secrets. Also, you get detailed plans for building your business from a small start at home in spare time to a professional reweaving studio on a full-time basis. Your membership in Skil-Weavers Guild gives you advantage of our national advertising.

Everything Sent At Our Risk!

Complete step-by-step Skil-Weave instructions, 40-piece Skil-Weave kit, including the Visual-Weaver, and the 8-point plan for financial independence, will be sent to your home for your leisurely "no-risk" examination. Read all these secrets of this little-known, but highly-paid profession — then decide if it is the spare or full-time business you have been seeking for extra money at home. **RUSH COUPON NOW** for full, **FREE** details. Airmail reaches us overnight.

SKIL-WEAVE CO., 1717 Westwood Blvd., Los Angeles, Calif.



"YES — I'll send you the complete instructions. EXAMINE then decide."

Augustine Ott



MAIL COUPON NOW! SEND NO MONEY!

Skil-Weave Co., 1715-BK Westwood Blvd.
 Los Angeles 24, Calif.

Please rush me **FREE** details about Skil-Weave. Remember, there is no charge or obligation for the information you send.

Name

Address

City Zone State



Women Who Make Cents

The WORKBASKET will pay \$2 for each short article accepted for this department. Material should concern specific women who have found ways to add to the family income. Address all contributions to Women Who Make Cents, The WORKBASKET, 2401 Burlington, Kansas City 16, Mo. No contributions to this department will be returned.



BABY SHOES Preserved on PICTURE FRAME

Baby's precious shoes preserved in metallic bronze-like finish together with photo on handsome 8 x 10 picture frame. **ONLY** Baby's first name engraved IN **\$5.95** GOLD! 8-16 in. plate glass for photo supplied. Magnificent lifetime keepsake! **Send No Money!** Mail shoes & name. Pay postman plus postage on delivery. Satisfaction guaranteed. **Duramic Products, Dept. A-22** 1493 Clybourn, Chicago 10, Ill.

Tiny Lapel Pin Hats

Quite by accident I started a little business which has made many cents for me. I crocheted a miniature bonnet with a wide brim, stuffed the crown with cotton and tied flowing streamers to it. I gave it to my sister to wear on her coat lapel. She wore it to work and it created such a sensation that she started taking orders for me and I've been making them ever since. Gradually I've found ways to improve them by adding tiny artificial flowers for decoration and sachet powder in the crown as a little extra touch. Many people buy them for their little daughters or nieces. I sell these little hat lapel pins for 25 cents each and make them of two contrasting colors, whatever ones the individual prefers. I am a housewife and keep house for my mother and brother so this is a pleasant way to add a little to the family income.



Mrs. Agatha Clark

AT LAST! SOMETHING NEW and SENSATIONAL in EVERYDAY CARDS

MAKE Extra MONEY FAST

Superb Satin Velour and Metallic Show rich new cards never before offered. Get easy orders FAST! Amazing values low as 25 for \$1. Up to 100% profit. **Free Samples** Scented Stationery, Charmettes, Napkins, Personalized Book Matches. 50 other Assortments retail from 60c to \$1.25. Two \$1 boxes ON APPROVAL. No experience needed. Start now — **WRITE TODAY!**

21 FOR \$1

PURO CO., 2801 Locust St., Dept. 280-A, St. Louis 3, Mo.

FREE CATALOG SAVE ON Cottons!



Substantial savings on hundreds of selected Cottons! Buy direct from famous cotton specialists! Beautiful styles, fabrics, household Cottons... all fine guaranteed quality! Join the hundreds of thousands who buy and save year 'round... outfit entire family and home! Get **FREE** Catalog to show you how now! Just send name and address! **SOUTH CAROLINA MILLS** Dept. 254, Spartanburg, S.C.

Aprons from Handkerchiefs

I have found that a little apron made quickly from three handkerchiefs and a yard and one half of ribbon is either a good way to make pin money or a good bazaar item. The price ranges from \$1 up, depending on the price of the hankies. Cut the front handkerchief in half and sew the short sides together. Make an inverted pleat in each side (in center) and sew to the bottom of the second handkerchief. Cut the third hanky in half diagonally and sew to each side of the other two. Sew the ribbon across the top and there you are. A crocheted or lace edge may be added if you wish.

Mrs. T. J. Hubbard.

Soliciting New Parents

By keeping track of Mr. Stork by reading birth announcements in the newspaper, I earn a very nice extra income.

I call on the proud new parents and offer for sale bottle warmers, booties and crib spreads which I make out of left over material and crochet thread and which I sell for \$1.00 to \$1.25 each, and to each customer I give a small baby book. Inside of it are the names and addresses of a milkman, laundry man, insurance agent and favorite drug store. I get a nice profit from my work and a small amount from the above business concerns for every family to whom I give a baby book. The work is easy and I meet so many new and interesting people, besides having money for the extras that crop up every week.

Mrs. Evelyn Johnson



I Learned SHORTHAND IN 6 WEEKS

with **Speedwriting**
TRADE MARK REG. U.S. PAT. OFF.

No Signs—No Symbols—Uses A B C's

BY LUCILLE L. MEALOR
49 Claremont Avenue
New York, N.Y.

"I completed my Speedwriting Course in 6 weeks. Shortly afterwards I was employed as Secretary in the Manager's office of one of New York's largest hotels. After a few months I was promoted to the Banquet Dept. Now I am in charge of the Banquet Dept. in the evenings, although less than a year ago I had never typed or taken dictation. I unhesitatingly recommend Speedwriting to anyone."



Sample Lesson Enables
YOU to Test Speedwriting at Home—
ABSOLUTELY FREE!

Because Speedwriting uses the ABC's you have known since your childhood—it is by far the simplest and quickest shorthand to learn. That is why we invite you to mail the coupon NOW for both our FREE booklet and a FREE sample lesson. We want you to see for yourself how, within a few moments after you read this sample lesson, you can actually write shorthand. You will be amazed—and delighted. Here is a shorthand that can actually be learned in a few short weeks at home in spare time, and which is as accurate and speedy as it is simple and easy to learn. Most important of all you can use it immediately.

FREE A Shortcut to a Better Job and More Pay

Today there are over 100,000 ambitious men and women who have found Speedwriting a shortcut to a better job and more pay in business, industry or Civil Service positions. You learn at home in your leisure time—the cost is low, terms arranged to suit your convenience. Typing included. If you are anxious to do something now to pave the way to a sound, substantial career—mail the coupon NOW!

Speedwriting
Trade mark Reg. U. S. Pat. Off. (R)

Dept. 1401-2, 55 West 42nd St., New York 18, N.Y.

School of Speedwriting, Inc.
Dept. 1401-2, 55 West 42nd St.
New York 18, N. Y.

29th Year

Please send full details and free sample lesson.

Name.....

Address.....

City.....Zone.....State.....

Make Your Rugs

The hooking of rugs, a home art that has endured through generations, is more popular now than ever, it seems. Women have always been intrigued with rug hooking, but when their husbands and entire families become wrapped up in the growth of a pretty floor covering as their fingers work out the designs, one can easily become convinced that this is an art about which more should be known. So many methods are used—it is a matter of curiosity to know which is the most popular.

The crochet hook type rug hook has

FROM THE HEART OF THE OZARKS
Hooked Rug Supplies
 SEND FOR FREE CATALOG
 MONEY-SAVING "FACTORY TO YOU" PRICES
 WILSON BROS. Dept. WB SPRINGFIELD, MO.

GOOD MONEY IN WEAVING

Earn money at home weaving rugs, carpets, etc. from old rags or new yarn—in your community! No experience necessary. 31,000 doing it with easy running Union Looms costing less than \$60.00! Send for our free booklet today.

UNION LOOMS

75 POST ST.

BOONVILLE, N. Y.

EMBROIDERY ART NEEDLE



Make perfect embroidery with wonderful, new Art Needle. Adjustable holder and four special needles for work as dainty as baby things to making hooked rugs! Makes the finest embroidery on silks, linens, curtains, etc. Makes fringe.

MAKE HOOK RUGS

Quicker, easier, simpler than any other way. Yarn, chenille or rag strips feed through the needle and the loops are quickly and uniformly made.

NEEDLEWORKERS DELIGHT

Complete, easy directions with each set. Embroider wonderful gifts. SEND NO MONEY. Mail name and address. On arrival pay postman \$1.00 plus C.O.D. postage. Send cash with order and we pay the postage. Satisfaction Guaranteed or your \$1.00 back.

Free BOND-CRAFT Catalog

BOND-CRAFT, Dept. 191, Box 644, K. C. 10, Mo.

won so many confirmed users, that it seems this oldest tool would win the popularity contest. It is without question, the favorite of those who use fairly fine yarns or very finely cut strips of wool. Some prefer the bent handle, while others will recommend only the straight hook. The woman who considers her rug hooking a fine art, closely akin to painting a picture, uses it. She seems to feel that she can work finer detail and get more delicate gradation of color with it than can be found in the rug made of coarser strips.

Then there are the hookers who use the shuttle or blue nose type of rug making tool. These are the people who make many, many rugs in a very short time. While fairly fine work is possible, a wider strip is usually used, resulting in a deep piled rug. A large design is much to be desired here—one which shows bold contrasts and sharp lines.

A handsome rug results when pre-cut yarns are used with a special latchet hook, which knots the wool securely to the foundation. Floral designs lend themselves very well to this method, though one sees many geometrics and conventional designs.

The first and third methods do not demand the use of a frame. People who make rugs in these ways can carry their work wherever they like, hold it in a lap or on a table. Some even like sitting on the floor or a low stool while they work, letting the rug fall on the floor. But a rug frame is absolutely essential with shuttle type hooking, for it requires the use of both hands. This has an advantage—the work is always ready for a few moments' hooking.

The rug at the bottom of the illustration indicates a modern trend. There

Continued On Page 25

WOMEN ARE DELIGHTED

With Easy-To-Make, Luxurious



Shillcraft



READICUT RUGS

**SAVE 25%
TO 35%...
Buy Direct
from Importer!**

Send for Your Rug Book! Use Coupon Below

You too can make beautiful Shillcraft Readicut Rugs that will be the envy of your friends. The finished rugs are thick and luxurious, last for years; worth many times the cost of material. So EASY to make. Our Readicut 100% Virgin Wool

Yarn comes PRE-CUT in correct lengths, ready to use. With the simple Patented Latchet Hook

you tie the yarn securely to the sturdy English canvas . . . brightly

stencilled with the rug pattern. Will not ravel or pull-out; can be

vacuumed or cleaned safely.

**No Bulky
Frame or Heavy
Loom Needed!**

No winding, no sizing, no trimming with Readicut Yarns. So easy, even a child can make a Shillcraft Rug by following simple instructions.

**Start Your Rug Now
For As Little As \$5**

Buy just section #1 (which contains the canvas, patented Latchet Hook, instructions and enough wool to make first portion of rug). When that is completed, you buy section #2 and so on. Each section contains enough wool to make the next portion of your rug. Or, buy the COMPLETE Shillcraft Rug Outfit at one time and save even more. Information and prices sent with Rug Book. Don't delay, mail coupon today.



No. 650
size 27x54.

Pictured in two colors; even lovelier in its rich, full four colors as shown in our Rug Book.


Shillcraft Dept. 2-W *106 Hopkins Place
Baltimore 1, Maryland

Please send me your Shillcraft Readicut Rug Book, showing 20 distinctive rugs in full-color. I enclose 10c (in coin) to cover handling costs.

NAME
(Please Print)

ADDRESS


CITYZONESTATE



Hooked Rug Designs

(Continued from Page 22)

are people who like a bold design and like to work up a rug in small units.



By sewing together several units of from four to six squares, a rug of any desired size and proportions can be made. It could be worked in natural colors—and remember, a rose requires at least seven shades—the deepest in the center and the shadows; or it could be done in as many tones of tan or gray, using dark brown or black for the darkest portions and cream or white for the lightest.

Have you ever heard anyone say that a hooked rug simply must have a scroll? You have your own opinion, no doubt, and if you want them, you'll find they are quite easy to make, using a platter as a guide; draw around the edge, then move it in as far as desired and draw another line following the same curve. Make graceful knob ends or leaf-like swirls. These are often reversed and

NOW— HOOKED RUG MAKING MADE EASY!

Rebecca S. Andrews simplifies hooked rug making for you! Beginners are able to turn out a valuable, beautiful, rug the first time in the true old fashioned way. Learn how to turn your scrap wool into handsome rugs for your home inexpensively, or complete materials available. Send 35¢ TODAY for leaflets giving valuable tips on hooked rug making, instructions, and original designs.

REBECCA S. ANDREWS
Dept. 3, WALNUT RIDGE, ARK

WEAVE RAINBOW PATCHES into BEAUTIFUL RUGS with "JIFFY RUG WEAVER"

only \$1.98 plus postage wt. 3 lbs.
(For Complete Outfit)



You'll make exquisite rugs with "JIFFY RUG WEAVER." So easy, it's child's play. KIT INCLUDES: 2 lbs. rainbow silks, rayons, cottons, 2 balls weaving cord, illustrated instructions. "Cleverest darn thing ever." Ideal for gifts, fun, or profit.

ORDER TODAY. MONEY BACK GUARANTEE.

Send Check, Money Order, or Pay Postman.

HARSON PRODUCTS COMPANY, Dept. 11
307 Mott Street, New York 12, N. Y.

used to separate the border from the center of a rug. Often scrolls are worked in three tones of a color, but some rug makers insist upon five. This requires a dye job, of course, which can best be done by proper timing in the dye bath or graded proportions of dyes. The dye manufacturers have taken the rug hooker into consideration and some of them give very specific directions for correct shading or tinting, which are most helpful.

Want to make a hooked rug that's truly your own? To many this is ground where angels fear to tread. But if you have a sense of arrangement, color distribution and balance, why not try it? Here are the component parts of the designs shown, and your imagination can build them into pretty rugs, such as those suggested here or others you may devise.

Most of the flowers will lend themselves best to a rug if you will mark off a piece of heavy brown paper into two-inch squares, then reproduce the lines as closely as possible. Combine the resulting flowers, leaves and scrolls into an arrangement that pleases you, and with carbon paper, trace it to burlap or monk's cloth; with a yardstick as a guide, draw in any cross lines you wish, and start hooking.

With The Cooks



The WORKBASKET will pay \$2 each for any recipes for your family's favorite dish published in these columns. Address them to Food Editor, The WORKBASKET, 2401 Burlington, Kansas City 16, Mo. We regret that we cannot publish every recipe and that we cannot return those not used, nor correspond about them. The decision must be left to our judges.

Beef Grades According to U. S. Standards

Meat, our most important source of protein, is probably the favorite food of most American families. Certainly, the

greatest portion of the food dollar goes into the purchase of meat, and it is wise to be completely informed on the Department of Agriculture grading to get the most of the best or the best possible for the least expenditure. Most homemakers know that less tender meat is every bit as nutritious as the expensive cuts; it just requires a more careful and expert cook to make it as palatable. Time and low heat are most important.

Do you know just what is meant by the purple stamp on the meat you buy? By watching this grading, you can govern your meat purchases, buying either for tenderness or for economy; but there need never be a question as to nutritional value if you cook it right.

Cutter or Grade 5 is a grade of such inferior quality that it seldom reaches the retail market. The very old animals are sold as cutters or canners; they are the very lowest grade and are used principally in making processed meats.

Utility, Common or Grade 4, is a grade given to meat from animals a little younger; it is a little more tender and the grading is somewhat higher. Cuts of this grade are purchased for economy and should be cooked with moist heat for a long period of time.

Commercial, Medium or Grade 3, comes from some of the young animals with very little fat, therefore the meat

\$25⁰⁰ IN GIFTS FOR YOU!

NOT ONE CENT TO PAY!

Choose your gift from huge selection — silverware, dinnerware, electric irons, toasters, mixers, cleaners, jewelry . . . also lovely dresses and wearing apparel — **\$25.00 worth yours without one cent cost** on thrilling Colony Hall Style Club Plan! Your friends, neighbors, glad to join your Colony Hall Style Club to select beautiful, latest-style dresses and clothing needs at low money-saving prices — and pay on budget-plan terms. Valuable premiums for members too. And you receive \$25.00 in gorgeous gifts as Club Secretary.

EVERYTHING SUPPLIED FREE!... MAIL COUPON!

We send you at once, FREE, complete Wonder-Book of Gifts; big colorful Colony Hall Style Presentation and full details for getting costly gifts without paying one single cent. Mail coupon now!

COLONY HALL STYLE CLUB
DEPT. N-29, CINCINNATI 25, OHIO

COLONY HALL STYLE CLUB

Dept. N-29, Cincinnati 25, Ohio

Please rush at once Gift Catalog, Style Presentation, and full details of your Colony Hall Style Club Plan.

Name

Address

City State

is lean. It also requires long cooking with moisture at low heat; use for stews, pot roasts, boiling or for ground meat dishes.

U. S. Good or Grade 2 is a popular grade with the home maker or for any purchaser who is price conscious. It is of good quality. The cuts are not as thick and heavy as those of higher grades. It is considered less wasteful, because it has less fat, than the higher grades. The three top grades of beef come from animals finished on grain, thus the fat is better distributed which makes for tenderness and good flavor in meat. Excellent for stew, pot roasts and braised dishes.

U. S. Choice or Grade 1 is better—in fact, many stores carry this as their best meat. There is a fair amount of fat and cuts from the rib and loin will roast very well and are quite acceptable for broiling. While chuck roasts are fair for roasting, they make better pot roasts, and the round is best braised or chicken fried.

U. S. Prime or Grade A-1 is the very top grade. There are fewer animals of this grade because it comes from young animals that have been carefully fed. A slight excess or deficiency of fat keeps an animal from this grade. Only a few markets carry it, but any meat cutter can, and often will try to get it for you. It is liberally marbled with fat and has a light cherry red color. This tender meat can be broiled or roasted. It is, incidentally, the most expensive buy.

Meats bought from a reputable retail store usually carry the government stamp, showing that they have been carefully inspected and that you can rely upon the grading. Be keeping in mind these standards when you buy and by watching for the grade, you will never need to blame "that butcher" for selling you a tough piece of meat. But

(Continued on Page 28)

Please give us six weeks notice for change of subscription address when you move.

Be a Hotel Hostess



Enjoy Your Work! Fascinating position in hotels, restaurants, defense housing and cafeterias, officers' and service clubs as Hostess, Executive Housekeeper, Manager, etc. One student writes: "Business Manager and Hostess. Have attractive suite in addition to salary." Write for Free Book.

LEWIS HOTEL TRAINING SCHOOL
Sta. VA-13401 36th Year Washington 7, D. C.

WOMEN
Earn Money
With Form
Tailored
LINGERIE

WRITE FOR FREE OUTFIT

Women go wild about "Form-Tailored" Lingerie—new, glamorous styling, new kind of fitting, high quality workmanship. Low prices bring quick orders. Also fine hosiery, girdles and underwear for the whole family. If you want money, full or spare time, write today for complete, beautiful, illustrated Style Equipment, sent **ABSOLUTELY FREE.**

WORLD'S STAR-MALLOCH
Dept. F-76 Grand Rapids, Mich.

MATERNITY DRESSES

WRITE FOR FREE CATALOG

Shop by mail and save! Exclusive maternity style house offers fashions by top designers, \$2.95 to \$22.50. Morning, afternoon, formal & sports wear; maternity suits, corsets & lingerie. (Catalog mailed in plain envelope.)

SPRING STYLES

CRAWFORD'S
DEPT. 39, 729 BALT. AVE.
Kansas City 6, Mo.

WANT TO Write Stories

FREE BOOK
tells how you
learn at home

Articles?
Mysteries?



Willing to spend a few hours a week at home learning to write so you may earn \$300 to \$1200 a year part-time? Or many thousands as a full-time writer? Free book, "Art of Writing Salable Stories" tells how you may earn while learning (A. B. Aretz sold first two stories for \$255), how unique home-study plan gives you thorough, professional training for all fields: stories, articles, radio-TV. Write today for free copy (no salesman will call).

PALMER INSTITUTE OF AUTHORSHIP, Since 1917
1680 N. Sycamore, Hollywood 28, Calif., Desk WB-121

MAKE Extra MONEY!

A DELIGHTFUL CAREER—SPARE OR FULL TIME—WITH FAMOUS HOOVER Uniforms

A permanent big-income business for you—spare or full time! Experience not necessary. Take orders for famous Hoover line of smart, colorful uniforms for waitresses, beauticians, nurses, doctors, etc.—including DuPont Nylon Uniforms. **HOOVER Uniforms** are known everywhere for smart, dressmaker styling plus top quality and value. **Complete Style Presentation**, actual sample fabrics, and full instructions for starting. All supplied **FREE**. Write fully today. **HOOVER UNIFORMS**
Dept. AL-26 New York 11, N.Y.



SELL UNIQUE *Name-in-Skirt* NOTES
Earn EXTRA MONEY!



Now, at last, you can offer your friends these excitingly different notes. Just 50 boxes bring you \$25.00. Be different! **Sell the unusual!** Cute Salt Shakers, musical toys, novel dolls, Secret Pal cards, Eastern Star, Catholic boxes, Kiddy books and records, \$1 Gifts. Largest line Everyday Greeting Cards assures top sales. Send today for FREE Note Samples and Cards on approval.

Midwest, 1113 Washington, Dept. S65, St. Louis 1, Mo.

HEMSTITCHER



Hemstitch on any sewing machine with this handy attachment. Does two piece, criss-cross, inlaid, circular and hemstitching for pleats; also tucking, smocking and picoting. Makes rugs, comforters, slippers, etc. out of any material. Easy directions included.

Both for \$1.00

BUTTON HOLER



Makes button holes on your sewing machine instead of by hand. Also darns stockings, sews buttons, zippers; and can be used for quilting. Sews in any direction—front, back or sideways.

SEND NO MONEY—Merely send your name, address and pay postman \$1.00 plus postage on arrival. Or, send \$1.00 with order, and we mail attachments postage paid. You risk nothing. Satisfaction guaranteed or \$1.00 back

LELANE CO., Dept. W-12, Box 571, Kansas City 10, Mo.

BIG MEN

STOUT? HARD TO FIT? See amazing Fashion CATALOG designed to make LARGE men LOOK SLIMMER! Waists 46-66. Necks 17-22. Tremendous stock, PANTS, SHIRTS, COATS, UNDERWEAR, JACKETS, SLEEPWEAR, SHOES, SWEATERS. Latest styles! LOW BARGAIN PRICES! Send NAME, ADDRESS for FREE 1952 STYLE BOOK. Hundreds of items. Sent by return mail first-class in plain SEALED envelope.

BURNS-MARTIN, Dept. 314
 147 Summer St., Boston 10, Mass.

Send NOW for **FREE** 1952 BARGAIN BOOK



Happy, Profitable Hours in PHOTO COLORING



EASY TO LEARN Fascinating hobby and vocation learned at home by average man or woman artistically inclined. Modern method brings out natural, life-like colors. Many have earned while learning. **FREE BOOKLET** tells how to get started doing this delightful home work for photographers, stores, individuals, and friends. Mail coupon below.

NATIONAL PHOTO COLORING SCHOOL
 835 Diversey Parkway, Dept. 1521, Chicago 14, Ill.
 Send Booklet "Photo Coloring for Pleasure and Profit" and full particulars.

NAME.....
 ADDRESS.....
 CITY..... STATE.....

Continued From Page 27

if there is any doubt in your mind about the tenderness of the meat you bring home, by all means, give it the slow, low moist heat treatment for best results.

To utilize any of the cheapest cuts of meat, try this delicious

Beef Stew

Cut into inch cubes a pound of stewing beef. Some markets have this already cut up and in paper cartons. Roll in flour that has been seasoned as you like, then brown well in a little fat. Add 3 cups water and simmer over low heat 2-3 hours, or until tender.

A half hour before serving time, add:

- 2 or 3 potatoes
- 6 carrots
- 1 cup celery
- 2 onions diced; cook until tender

Thicken gravy with 1 tablespoon flour and 1 tablespoon water for each cup of liquid. Will serve 4 to 6.

For many years the better chefs all over the country have had access to a substance that magically brings out the best of any natural flavor, especially for meats. Under many different trade names, this magic touch is now available to every home maker. Pure monosodium glutamate, it is a flavorless salt, which brings out the best flavor of a food, specially proteins. A pound of meat requires ½ teaspoonful. It may be added to gravies, soups and vegetables if desired.

Main cuts of beef and their location.

- Hind Shank
- Soup bones
- Hock
- Round
- Heel of round roasts
- Ground beef
- Round steak
- Top round
- Bottom round
- Rump
- Rolled rump roast
- Rump roast

- Loin End
 - Sirloin steak
 - Short Loin
 - Porterhouse steaks
 - T-bone steaks
 - Club steaks
 - Flank
 - Flank steak
 - Flank steak fillet
 - Stew or ground beef
 - Rib
 - Standing rib roast
 - Rolled rib roast
 - Rib steak
 - Chuck
 - Chuck rib roasts or steaks
 - Arm pot roasts or steaks
 - Stew or ground beef
 - Plate
 - Boiling beef
 - Rolled plate
 - Short ribs
 - Stew or ground beef
 - Brisket
 - Beef brisket
 - Corned beef
 - Ground beef
 - Fore Shank
 - Soup bones
- Ground beef

CLUB PLAN SECRETARIES:

\$50.00 TO \$150.00 IN GIFTS FOR YOU!



Redecorate and re-equip your home without paying a cent! Choose any merchandise from huge FREE Catalog: nationally-advertised sheets, towels, mixers, toasters, furniture, rugs, lamps, slip covers—yours without one cent of cost with the easy Popular Club Plan. Just form a little Popular Club; it's easy because each friend gets a Premium! As club Secretary you receive \$50! \$150! and MORE! in gifts for your home!

EVERYTHING FREE! WRITE TODAY!

FREE full-color HUGE book-catalog with the famous brands advertised in this magazine! Full details on how to redecorate and re-equip your home without paying a penny—all ABSOLUTELY FREE! Act now! Write

POPULAR

MERCHANDISE CLUB PLAN
Dept. WB-1, Lynbrook, N.Y.




DARNER That Fits Any New or Old SEWING MACHINE

FREE: 3" Darning Hoop included (to get into heel and toe of sock) Now, your darning work looks REWOVEN! Sews in any direction—front, back or sideways. Mends rips and tears. Binds and overcasts seams. Makes buttonholes—sews on buttons—attaches zippers... use it to quilt, embroider, applique and monogram. Mail 50c today.

50¢ Post paid

REDDEN SALES CO., Dept. WB-300
8754 Indiana Ave., Chicago 19, Ill.

JUST THINK WHAT YOU COULD DO WITH EXTRA MONEY!



It's Easy to Earn Money in Your Spare Time With *Creative* GREETING CARDS!

You, too, can have an extra income—and enjoy it! No experience needed. Just show CREATIVE All-Occasion Greeting Cards to friends. They'll buy on sight now; you keep up to 100% cash profit. Finest assortments of 21 new Birthday, Get-Well and other cards, \$1.

Newest Stationery items, Gift Novelties, full line of Greeting Cards help you earn more. Sensational Gift Bonuses, too. 4 sample assortments sent on approval; Personalized Stationery and Napkins FREE. Send coupon TODAY!

CREATIVE CARD CO., Dept. 11-B
2505 W. Cermak Rd., Chicago 8, Illinois

- Buy new clothes!
- Add home furnishings!
- Take a vacation trip!
- Be more active socially!
- Support your favorite charity!
- Buy Defense Bonds!

EARN FOR YOUR GROUP!

Organizations raise hundreds of dollars with Creative Cards. So can your group! Send coupon.

MAIL TODAY FOR SAMPLES!

CREATIVE CARD CO., Dept. 11-B
2505 W. Cermak Rd., Chicago 8, Ill.

Please send full information and samples to start me earning.

Name.....
Address.....
City.....Zone.....State.....

Aunt Ellen's CLUB NOTES

What Clubs Are Doing

A talk on colored glass was inspiring and created much interest among members of an Aunt Ellen Club. It was given by a person who has been collecting colored glass over a period of years and has become an authority on this subject. She had several pieces for display to illustrate various points that she mentioned. Nearly all the members present recalled one or more articles of colored glass which they had at home and knew nothing about. They were happy to learn about colored glass.

Two club members enlightened the rest of their club when they gave a demonstration on smocking. It proved so interesting that the women could hardly wait to make something that had smocking on it. They showed exactly how to do it step by step; various kinds of smocking were included with very clear and simple directions; also they had samples of articles showing different ways in which it can be used.

Flower making proved very profitable among several clubs this past Christmas. Wreaths, corsages, bouquets, and table pieces were the most popular items they made. All the members helped to make them. They sold them on special order, at the Christmas bazaar and in a local store.

The care of winter house plants is the topic for club discussion this month among several clubs. Some of the members are planning to bring several of their house plants to the meeting and discuss the methods they have found most successful.

Program Suggestion

How to Make Money

All clubs have various money making projects throughout the year. During January, many Aunt Ellen Clubs will be working on their program for the year. One meeting should be devoted to the discussion of how to successfully make the most money on every project sponsored. Whether it be a bake sale, bazaar, candy sale, apron sale, serving lunch at a farm sale, preparing and serving a dinner to an organization, rummage sale, and the like, the same general rules apply.

For example, if it is a bake sale, it must be thoroughly organized to have a successful one. First, a committee of probably two ladies should be appointed to select a place in a good location, to have it. Grocery stores are usually accommodating to clubs; church basements are quite frequently available; show windows of variety stores, furniture stores or garages can be secured. These same ladies, with help from other members, should help to prepare the space they have for the

HAVING SHOULDER STRAP TROUBLE?



Wear the new Lingerie Strap-Ups and your shoulder straps will really stay on your shoulders where they belong—no slipping off to embarrass or make you uncomfortable.

Especially wonderful for sheers or portrait necklines.

Simply sew Strap-Up on the shoulder seams of all your blouses and dresses, or on the underside of your shoulder pads, and when you dress just slip your straps into the tiny slot in the Strap-Up, and you'll really be neat. Full instructions given on card. The Strap-Up

is as tiny as the seam itself—will lie flat even when cleaned or laundered. 3 Pairs of one color on a card for 25¢—Order by color: Black, White, or Pink. Please—no stamps.

ALB PRODUCTS, LARCHMONT, N. Y.

bake sale. This may mean bringing in a few small tables or card tables, buying any supplies they need such as white shelf paper to cover tables or shelves, white lacy doilies to put on shelves if desired, wax paper, paper bags and cake boxes. Several spatulas and knives are desirable to have ready to use.

It is a good idea to announce the date of the bake sale in local or community papers and through posters placed in store windows. Two or three members should be selected to have the posters made and delivered around town or in your community.

Next, every member should know what she is to bring and how much.

This is best accomplished if several members meet together and decide what they are going to sell and who is to bring various things. Certainly you don't want to have the bake sale day arrive and find practically everything is the same. A variety of pies, cakes, breads, rolls, cookies, doughnuts, cup cakes, etc., are certainly desirable. If the time for the arrival of articles for the sale is 10 o'clock on a Saturday morning, be prompt. You will find many people shopping early and if the bake sale is late getting started, the early shoppers have gone home and as a rule don't return. Thus you miss sales.

Continued On Page 33

IF you want this BIG WARDROBE without Paying One Cent!



FREE Send No Money —Pay No Money!

YOU DON'T NEED A SINGLE PENNY—now or ever! We supply everything you need ABSOLUTELY FREE! You can use your spare time—at home—visiting friends and neighbors. NO EXPERIENCE NEEDED—everything is fully explained. Rush name, address TODAY and get started on the Harford Friendship Plan at once.


Rush your name and address at once for the Harford Friendship Plan! Yes, now you can get thrilling new dresses, suits, sportswear, nylon hosiery, beautiful slips, lingerie, rainwear and other wearing apparel for yourself—and things for the family too—men's shirts, children's wear, underwear, and dozens of clothing needs—all without paying even one cent, and you can earn up to \$7.00 in a day spare time besides!

SEND YOUR NAME FOR FREE PLAN!

Yes, the Harford Friendship Plan is so easy and so much fun that almost before you know it you can own a big, personal, beautiful wardrobe and also supply your family with their clothing needs. With the Harford Friendship Plan, all you do, is introduce your friends to the famous Harford line of gorgeous dresses and smart suits direct from our factory at low prices—yes, and wearing apparel for all the family too! You take orders and you get rich reward of personal dresses and other clothing needs WITHOUT ONE CENT of COST ... and extra CASH besides.

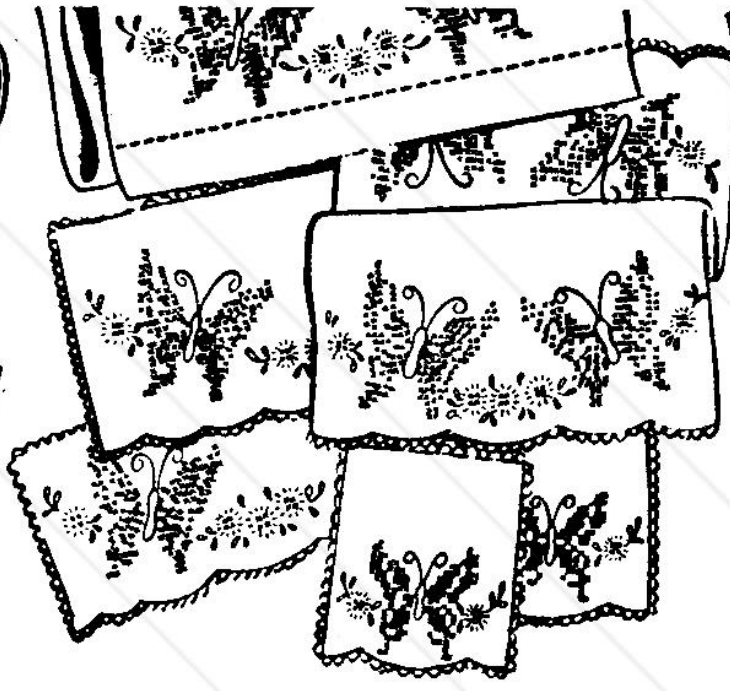
HARFORD FROCKS, INC.
Dept. G-209, CINCINNATI 25, OHIO

WORKBASKET READERS' BARGAINS



SEVEN PIECE SET. An exciting seven piece living room set which includes a beautiful sofa set with full length head rest and 2 arm pieces, a 3-Piece chair set and a 3-Piece buffet set. Directions included.

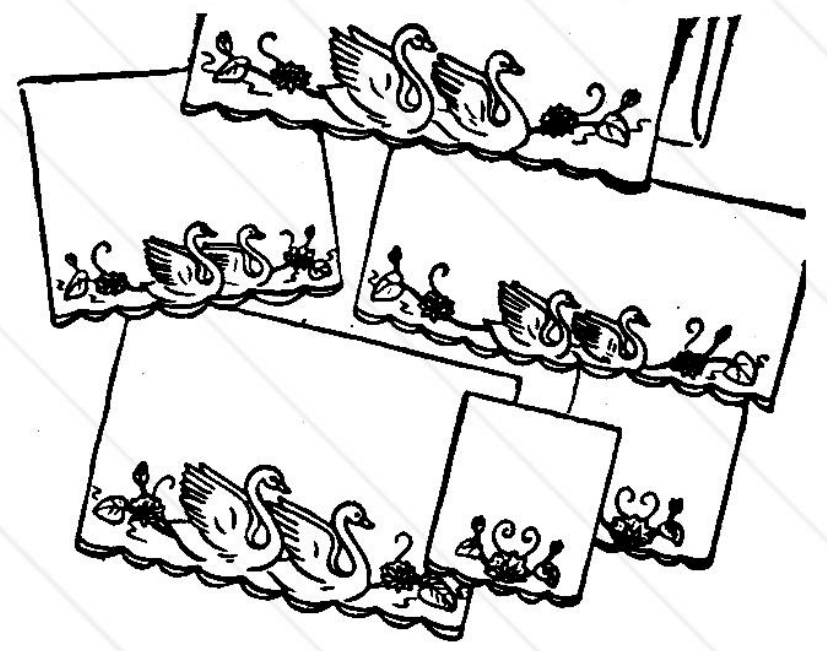
36 K 1158—On Eggshell Cotton.....98c



CROSS STITCH BUTTERFLIES. Cases on 140 count Percale. Matching sets on Art Cl., White, Blue, Rose and Maize.

14 K 2-381—Cases, 42x36, Pr.....1.29

15 K 0519—5-Pc. Set.....44c



GRACEFUL SWANS. Pillowcases on 140 count Percale. 5-Piece sets on Art Cloth. White, Blue, Rose and Maize.

14 K 2-382—Cases, 42x36, Pr.....1.29

15 K 0520—5-Pc. Set.....44c

GUARANTEE

Every item is protected by Aunt Ellen's Guarantee of Satisfaction or your purchase price refunded.

MATERIAL SPECIFICATIONS

140 COUNT PERCALE. This material is a firm-weave, high count, Percale finished cotton, that will wear and wash well. All pillowcases shown on this page are stamped flat, to be seamed and finished, on this fine material.


ART CLOTH. A medium weight, firm-weave, sanforized and mercerized fabric, perfectly suited for needle art. All matching sets on this page are stamped on this material. Edges plain, to be finished.

A LAZY DAISY AND OLD FASHIONED GIRL. A perfect design. So easy to do. Stamped flat on 140 count Percale. White, Blue, Rose or Maize. Directions.

14 K 2-378—Cases, 42x36, Pr.....1.29

B BLUEBIRDS AND DOGWOOD. Daintily designed for maximum use of pastel colors. Cases on 140 count Percale. Stamped flat to be seamed and finished. Directions and color suggestions included White, Blue, Rose or Maize.

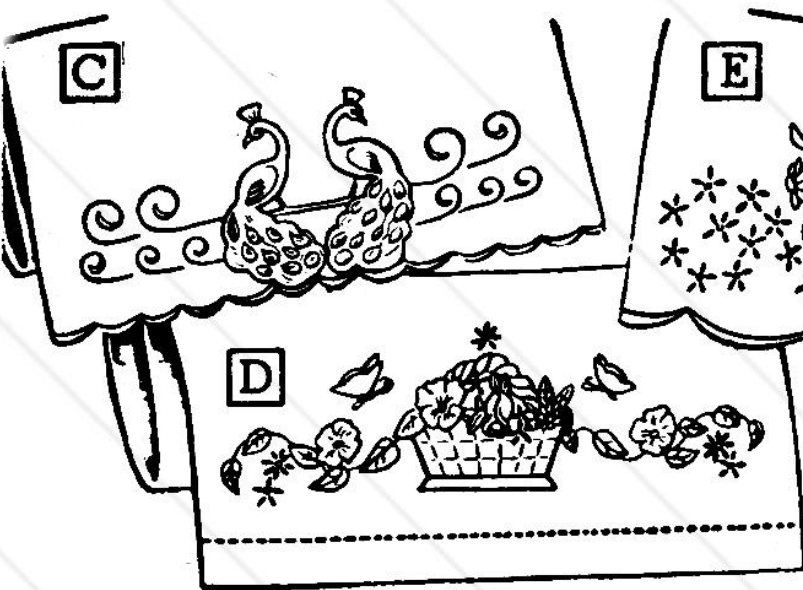
14 K 2-385—Cases, 42x36, Pr.....1.29



PINK ROSE DESIGN. Luxuriantly colorful with rich-looking embroidery on pillowcases and matching set. Cases stamped on 140 count Percale and matching sets on firm-weave Art Cloth. Color choice of Blue, Rose, Maize or White.

14 K 2-380—Cases, 42x36, Pr.....1.29

15 K 0518—5-Pc. Set.....44c



C PEACOCK DESIGN. Graceful and colorful as only these beautiful birds can be. Design stamped on 140 count Percale, flat, to be seamed and finished. White, Blue, Rose or Maize

14 K 2-383—Cases, 42x36, Pr.....1.29

D BASKET OF FLOWERS WITH BUTTERFLIES. Clearly stamped on 140 count Percale. Choice of White, Blue, Rose or Maize. Directions included.

14 K 2-384—Cases, 42x36, Pr.....1.29

E BASKET OF FLOWERS & LAZY DAISIES. A charming and favorite motif. On 140 count Percale, stamped flat to be seamed and finished. White, Blue, Rose or Maize. Directions.

14 K 2-377—Cases, 42x36, Pr.....1.29

F CROSS STITCH ROSE WITH WILD ROSES. Another easy-to-do Cross Stitch design. Stamped on 140 count Percale. White, Blue, Rose or Maize.

14 K 2-379—Cases, 42x36, Pr.....1.29

H APPLE BLOSSOM HIS & HERS. New and smart . . . completely different. Here is an unusual idea worked out for easy embroidery in Outline Stitch and Satin Stitch. Stamped flat on 140 count Percale in your choice of White, Blue, Rose or Maize. An economy-wise buy . . . so pretty and so practical. Be sure to include this and others from this page in your order

14 K 2-386—Pr.1.29

Send your order NOW! Postage Prepaid on cash orders \$5.00 or more. C.O.D. orders accepted, send \$1.00 deposit with order. On arrival, pay

Build your order to \$5.00 and SAVE. postman balance plus postage and fees.

MODERN HANDCRAFT, 746 Handcraft Building, K. C. 16, Mo.

Continued From Page 31

A cashier and an assistant should be appointed; this could be the secretary with a helper. It has been proven that no more than two people should be handling the money. These ladies should get, in advance, enough change to start with.

A time work schedule should be set up ahead of time. Various club members should work at the designated time. If there are enough members in the club, no one should have to work over a few hours. Of course there are always some who find it impossible to help.

Many bake sales have other articles to sell, such as jams and jellies, preserves, homemade butter or cottage cheese, etc.

A clean-up committee is of vital importance, for it is necessary that you leave everything clean and just as you found it. Return any dishes or pans

to their owners, carry away all the rubbish, sweep and clean up any crumbs on floor. You may want to ask for the use of this space again next year.

Planning and organizing any project is of prime importance. Club funds are increased tremendously by sponsoring several of these projects throughout the year. These money-makers are fun, but do call for much work and preparation on part of each club member.

Recreation Hour

New Year's Telegram

Prepare in advance sheets of paper with the following on it:

N --- E --- W Y --- E --- A --- R

Give one to each player and instruct them to fill in the blanks with words that will make a sensible telegram.

The same thing can be done with "Valentine," "St. Patrick," "Halloween," etc.

It's SO EASY

BEGINNER EARNS \$117.00

Your cards don't need a salesperson—they sell themselves.—L. L., Peabody, Kansas.



Make Extra Money

No Regular Hours—No Experience Necessary

Now you can make extra money in an easy, friendly way and have lots of fun doing it. Just show the Brundage assortments of exquisite newly designed, all occasion greeting cards, fine name imprinted stationery and colorful gift wrappings. They're so appealing and so reasonably priced that your friends and neighbors will be glad to give you big orders. 21 card \$1.00 assortment earns up to 100% profit, plus liberal bonus.

FREE BOOKLET "MONEY FOR MINUTES"

This booklet shows how anyone can make money right from the start without any previous experience. Send coupon now for free imprinted samples and box assortments on approval, plus this free booklet. No obligation. IVA BRUNDAGE & SONS, DEPT. B-21, 4600 Oakman Blvd., Detroit 4, Mich. Western Office, 1423 Curtis St., Denver 2, Colorado.

**EVEN
BEGINNERS
EARN
\$30 — \$50
and \$100
in their
spare time
—AND
IT'S FUN**

**RUSH
COUPON**

**YEAR
'ROUND
PROFITS**

IVA BRUNDAGE & SONS, DEPT. B-21

Eastern Office

4600 Oakman Blvd., Detroit 4, Mich.

Western Office

1423 Curtis St., Denver 2, Colo.

Please Rush, for free trial, sample assortments on approval, plus free imprinted samples and your free booklet "Money for Minutes".

Name..... please print

Address.....

City..... State.....



If you have questions about any aspect of gardening, whether they involve flowers, vegetables or house plants, send them to The WORKBASKET. Each month one of the nation's leading gardening experts, C. L. Quear, will answer those questions which are considered to be of the most general interest. We cannot undertake to answer individual questions by mail nor can we enter into any sort of correspondence about questions submitted. If the answer to your question doesn't appear immediately, don't be impatient. It, or a question similar to it, may be answered later. Address all questions to Flower and Garden Forum, The WORKBASKET, 24th and Burlington, Kansas City 16, Missouri. Write legibly or typewrite your questions and be sure to include your full name and address. Do not enclose money or correspondence relating to other subjects, such as subscriptions, as these letters will be handled by a special department.

What care should I give my strawberry barrel over the winter? Should I cover the plants? Mrs. M. B., South Dakota.

Strawberry plants are covered with straw during the winter more to keep the berries clean in the spring than to protect the plants. Your strawberry barrel needs no cover. Let nature take care of it until next spring.

Can you tell me something about cyclamen culture? I am trying to grow some from seed that was planted last May. When should they be planted in individual pots? How much sun do they need? How much water? Should they have plant food? Mrs. L. S., Missouri.

After 2 or 3 leaves have developed, each plant may be lifted and transplanted to a 2½ inch pot. A good soil mixture is sandy loam, leaf mould and well rotted manure. When well established they may be shifted to 3 inch pots, at which time they should have six or eight sturdy leaves. Until they are ready to shift into 5 or 6 inch pots they need no commercial fertilizer. During winter they should have a temperature of 50 to 55 degrees, maximum light, plenty of water, and good ventilation. It is hard to keep the young plants growing during the summer but when fall comes they start up vigorously. They seem to require cool damp nights to do well.



Beautifully Designed. FOR ALL

ACCORDION

MEN, WOMEN, BOYS AND GIRLS

Learn to play this wonderful streamlined Accordion (20 reed key of C). With Instruction Book & Song Folio. All yours for selling Garden Spot Seeds at 15c a pkt., and remitting per catalog. Get 64-page 2-color Diary extra, no charge—just answer NOW! Send for 40 pkts. today; a postal will do.

LANCASTER COUNTY SEED CO., Station 138, Paradise, Pa.

SUB-ZERO ROSES

Withstand Coldest Climate. Beautiful Hardy Roses that live longer. Write for *Free Catalog*, includes Fruits, Trees, Plants.

AMAZING MULTIFLORA ROSE AS LOW AS

LIVING FENCES 5¢ Per Ft.

BEAUTIFY YOUR HOME with dense rose hedges. At low cost—as little as 5c a foot. WRITE TODAY for FREE CATALOG.

WHITTEN NURSERIES, Box 971, BRIDGMAN, MICH.

EASY TO GROW

Every year a mould comes on my zinnia leaves. The leaves start dying at the bottom but the mould keeps climbing until it covers the last leaves near the blooms. What is it, and what can I do to prevent its appearance?

The zinnia leaves have powdery mildew on them. It is seldom fatal to plants but they should be protected from it as far as possible. The plants should be sprayed or dusted with a fungicide regularly. Dusting with sulphur dust or spraying with a solution containing sulphur will control powdery mildew on the zinnias, roses, lilacs and most other plants similarly affected.

How can one get a slip to root from a large poinsettia plant? Miss J. J., Missouri.

Midsummer is the best time to take cuttings from your poinsettia although they can be taken at any time. A cutting five or six inches long placed in sand in a warm light place out of any drafts and kept moist, should root in about three to four weeks. When the cutting is taken it should be dipped in powdered charcoal, or ice water to stop the milky sap from oozing out. After the cutting is rooted it may be potted up in any good rich soil and will continue to grow rapidly.

It's EASY to have a Lovely Lawn



Here's the first step. Read LAWN CARE it's a free, five times yearly bulletin service designed for home owners like yourself. In simple language it tells you what to do, when and above all HOW.

Write today for your free two-year subscription. Don't miss the current issue. Just address . . .

O M Scott & SONS CO
17 Maple St., Marysville, Ohio
also Palo Alto, California

CARNATIONS

3 PKTS. BEAUTIFUL, HARDY, MOST FRAGRANT OF ALL!

TO YOU for just...




RED . . PINK
YELLOW



3¢

Our new friends offer brings you 3 pkts. of yellow, pink and red Carnations for just 3¢ stamp. Bloom in your garden all summer long. Lovely as greenhouse varieties. Write today. We'll send new catalog and garden magazine free, too. Limit one to a customer.

Henry Field Seed Co., 817 Oak St., Shenandoah, Iowa



Indoor Blooming FLOWER

Planted in Vase—Ready to Grow

Three unusual bulbs that come complete in novel vase, planted, ready to grow. All you do is unwrap, add water and set in the window! You get vivid tuberous rooted BEGONIA, beautiful, newly-popular GLOXINIA and giant mixed-color AMARYLLIS. Will grow and bloom indoors all winter, outdoors in Spring. GIVEN: Giant Bi-color Mystery Bloom "Trumpet" bulb with each garden. A very good "buy" for \$1 (plus 10c postage and handling). 2 gardens \$1.85; 3 gardens \$2.50. We pay postage on \$1.85, \$2.50 cash orders. You pay postal charges on C.O.D. orders. MONEY BACK GUARANTEE: Return at once for full refund if not pleased. Order from OWEN NURSERY, Dept. 6401, Bloomington, Illinois.

\$1

MIRACLE TOMATO
Yields 2 BUSHEL
To a Vine




Now—You can grow the world's most amazing Tomato right in your own garden and get from 2 to 3 bushels of delicious, ripe tomatoes from every vine.

BURGESS CLIMBING TRIP-L-CROP TOMATO grows 16 to 20 feet high. Huge, meaty, solid fruit, wonderful flavor. Some weigh as much as 2 pounds each. Unsurpassed for canning and slicing. Blight free—drought and disease-resistant. Grows in any garden. Outyields all other varieties.

TRIAL PACKET 10c
Postpaid. Order Today
3 Packets for 25c

Write for **FREE** complete Catalog listing many unusual Seeds, Plants and Bulbs.
BURGESS SEED & PLANT CO.
189 B. Galesburg, Mich.

CLIP THIS to get Special By Mail
TWIN SANSEVIERIA
GARDENS



4 Plants in
2 Plastic Vases
\$1.98



This is just about the most popular indoor plant in America, according to a recent national poll. A wonderful new kind of Sansevieria (Mother-in-Law Tongue). Very pretty, quite different and so easy to grow. Full bodied, low growing—not tall and scraggly. 4 plants in 2 plastic vases, \$1.98 or 6 plants in 2 plastic vases, \$2.75. Cash orders—we pay postage. Or sent C.O.D. plus postal charges. Return for cheerful refund if not pleased. Order now at special price.

OWEN NURSERY, Dept. 6403, Bloomington, Ill.

Print Name.....

Address.....

Send me..... I enclose.....

I am enclosing a piece of fern. What kind is it? The pot is full of tubers. Can I divide this plant and how should it be done? Mrs. E. K., Illinois.

The fern is an asparagus sprengeri. They are grown from seeds. The fern produces a small white flower followed by red berries, containing rather large black seeds. You can divide the fern by tearing it apart. Each piece with roots and tubers will soon grow into a new plant. Many of the tubers will be broken off when the plant is torn apart. This does no harm. Surplus roots and tubers are simply discarded.

Please tell me how to plant hyacinths to bloom in the house. L. G., Indiana.

Purchase new Holland grown bulbs, preferably the large size. Plant one bulb in a 4-inch pot, or more in a larger pot. Plant deep enough just to cover the bulbs. Bury the pots in a trench or a cold frame where they will not freeze and leave them there until the pots are full of roots. Water them well before you bury them. After the middle of February bring the pots into a cool light place if they are well rooted. Water them regularly and in about three weeks the blooms should appear.

What ails our asters? The petals fail to open. Sister M. G. T., Nebraska.

The trouble is a disease called aster yellows, and is caused by a virus introduced into the plant by leafhoppers. The first sign of the disease is a pale yellowish tinge of the leaves. The blooms that develop are off color, usually a yellowish green. The disease lives over winter on weeds and is carried from plant to plant in the spring by leafhoppers. Fair control may be obtained by spraying the plants every ten days during the summer with a spray containing D.D.T.


Please give us six weeks notice for change of subscription address when you move.

Prizes for Everyone!

Here's your opportunity to secure any of the premiums shown below (plus many others as they appear in our latest catalog). Simply send for fast selling Garden Spot Seeds. Sell at once to friends and neighbors at 15c each. Return the money collected and select your prize in accordance with our offers. **SEND NO MONEY - WE TRUST YOU.**

FOR BOYS AND GIRLS

Hopalong Cassidy CAMERA



Very easy to operate. Instant or time exposure. Takes 16 pictures; standard film. Yours for selling 40 Packets of Garden Spot Seeds.

ELECTRIC BOUDOIR LAMP



Decorative China base, 8" pleated parchment shade, colorfully designed with colored cord and tassel. Sell only 40 pkts. Garden Spot Seeds for 1 Lamp; two 40 pkt. orders for 2 Lamps.

FOR MEN AND WOMEN

Jr. Cowboy UKULELE

EASY TO PLAY

... Instruction Book included. Sell only 40 pkts. of Garden Spot Seeds.




BASKET BALL

Rubber Valve type bladder. Lacing needle and lace included.

Yours for selling two 40-packet orders of Garden Spot Seeds.




Exquisite DINNER SET



Twenty-three pieces of colorful Gothamware. All pieces as illustrated.

Sell only two orders of Seeds.

PRIZE TYPEWRITER



Yours for selling only 40 Pkts. of Seed

WE WILL PAY TOTAL OF \$10 FOR BEST, NEATEST, NICEST COMPOSED LETTERS WRITTEN ON THIS MACHINE AND SENT TO US BY JULY 1, 1952

BRACELET & LOCKET


Artistic flower design on both 1 1/2 inch locket chain, modern expansion bracelet. Highly polished 14K electroplate. BOTH yours for selling 2-40 pkt. orders Garden Spot Seeds.



POCKET WATCH for Men

Dependable & faithful companion. Pull-out pendulum set. (Supply Limited)

Sell 40 packets of Garden Spot Seeds,




COW BOY GUITAR

The popular type that's cowboy illustrated, complete with instructions.

Yours for selling 40 pkts. Garden Spot Seeds, plus \$1.00 cash.

mail coupon today!




FISHING OUTFIT

Steel rod, sturdy 50 yard capacity reel, medium weight spool, tested line, 6 hooks and 2 lead sinkers, attractive cork float and metal lure.

Sell only 40 packets of Garden Spot Seeds.



WRIST WATCHES



Guaranteed by Nationally known manufacturers. Reliable

SUPPLY LIMITED. All watches are offered subject to our ability to get delivery from the manufacturers.

Either style Wrist Watch for the sale of 2-40 packet orders Garden Spot Seeds.



THIS BOOK YOURS AS A... REWARD

FOR ANSWERING THIS AD Big 64 page Date Book... a continuing record with spaces for every day in the year, plus vital information, statistics, etc., helpful for use in school, office or home. Will be sent along with the seeds.

MAIL COUPON NOW

45th YEAR

LANCASTER COUNTY SEED COMPANY
Station 429 Paradise, Penna.

Please send me 40 packets (one order) of Garden Spot Seeds to sell at 15c a pkt. for a fine gift. I will sell and pay for seeds in 30 days. Include the Free Daily Date Book.

Check here ☐ for 80 packets if you want to sell for a "2-order" premium.

NAME.....

POST OFFICE..... STATE.....

STREET OR R.F.D..... BOX.....

PRINT YOUR LAST NAME PLAINLY BELOW

Save 2 cents by filling in, pasting and mailing this coupon on a 1c Post Card TODAY.



**NEW HAMPSHIRE
MIDGET WATERMELON**

1951 All-American Gold Medal Winner. Delicious flavor, size of a grapefruit for simple refrigerator storage. Deep red, very early, hardy. Makes two good servings. Another of Prof. Yeager's fine products. Packet only 15c. **WILL'S BIG NEW 1952 CATALOG FREE.**

**PACKET
15c**

OSCAR H. WILL & CO., Box 261, Bismarck, N. Dakota



**GROW MINIATURE TREES
FOR PROFIT & PLEASURE**

Fabulous Money—Real Fun! Grow *genuine* live dwarf (Ming) trees. A terrific new business and hobby. Astounding details Free. Write —

DWARF TREES, Dept. 25
P. O. Box 355 • Briggs Station
Los Angeles 48, California

DWARF FRUIT TREES
Huge Early Yield—Ideal for Small Area

BIG CROP of luscious, FULL SIZE Apples and Pears from space-saving, finest quality trees. Extra easy to care for and harvest. Quality line, guaranteed since 1889, offers best buys in selected Shade Trees, Shrubs, Evergreens, Berries, Flowers. Write for Free catalog.

WHITTEN NURSERIES, Box 970, Bridgman, Mich.

JUNG'S

Earliest TOMATO

JUNG'S WAYAHEAD

has big red fruits as early as July 4th. Regular price 15c pkt. To introduce our quality seeds, we will send a trial pkt. of this Tomato, Tendercore Carrot, All Cream Lettuce, Earliest Radishes and large pkt. of

JUNG'S FAVORITE FLOWERS beautiful Summer glory that blooms from early summer 'til frost. All for 10c, in Canada 25c...with

ALL FOR 10c Full Color Catalog of bargains in Seeds, Plants, Shrubs, Hybrid Corn and Certified Seed Grain, Coupons for Rare Premiums in each catalog.



J.W. JUNG SEED CO.
Dept. 27 • Randolph, Wisconsin

**America's Finest—Newest
NURSERY CATALOG
FREE!**

Inter-State's newest catalog. Includes 84 pages of money-saving values—natural color photos—over 1000 guaranteed selections and many helpful gardening tips. Send postcard immediately for your personal copy.

INTER-STATE NURSERIES
1212 E. St. Hamburg, Iowa

I have a small maple leaf begonia which I find very hard to keep. It does well during the summer but I find it next to impossible to carry it over winter. Can you tell me how to raise it more successfully? Mrs. M. B., New York.

At least four different begonias are known as maple leaf begonias. Judging from the leaf sent in, this is one of the tuberous begonias and must have a resting period. At the end of the growing season they are supposed to drop their leaves and only the lower and fleshy parts of the stems remain alive. After resting and being cut back, new growths will start and produce virtually a new plant, but they cannot be kept growing well without this period of rest.

The leaves of my potted plant, called Star-of-Bethlehem, dry up and die. I have started new plants from time to time but the same thing always happens. Can you tell me the reason? H. L., Connecticut.

Rusts occasionally attack the leaves of Ornithogalum. Also, a black mould sometimes destroys the foliage. Otherwise the plant is very free from disease. Dusting sulphur should keep the plant clean, if applied regularly at ten-day intervals.

I have several Ismene calathina. They grow thirty-six inches high and produce four to six fragrant white flowers. I know nothing about these bulbs. When and how do I dig them up, or do I leave them in the ground over winter? Mrs. I. E. P., Ohio.

The Ismene bulbs should be planted outdoors in late spring 3 inches deep and 12 inches apart. They should be dug and stored in a cool place during the winter. Forty to fifty degrees is about the right temperature for storing.

I would like to know if there is a difference between ivy which grows outdoors and the English ivy which is grown indoors. Miss M. W., Connecticut.

In most sections of the United States English Ivy is hardy out-doors and is the same plant as that grown in pots in the house. There are many sorts of ivy grown indoors. Besides the regular English ivy, the small leaved sorts and variegated forms are popular. Some are hardy out-doors but most of them are not.

My Boston ferns have small white specks on them. What are they and how can I get rid of them? Mrs. J. H., Indiana.

The ferns are infested with fern scale. The males are white and easily seen. The females are brownish in color. In time they will render the fern worthless. Spray the ferns with one part Volck to 50 parts water. If Volck is not available try Ivory soap, one cake of soap to 10 gallons of water. Either spray or immerse the ferns in this soapy water and after an hour or two wash or spray the ferns with clear water to remove the soap.

When is the correct time to transplant lily-of-the-valley and is there any special kind of soil or place for them to be planted? Miss D. K., Ohio.

Lily-of-the-valley grows naturally in shady woods in light sandy soil well enriched by decaying leaves. Plants should be set in a shady place such as the north side of a building. The soil should be well drained, light sandy soil, enriched with compost. Plants set 4 inches apart and 2 inches deep in February or early March and watered regularly will be a solid bed of strong healthy plants in three years. Once established they may be left undisturbed for eight or ten years.



FREE NURSERY BOOK

FERRIS

83RD ANNIVERSARY EDITION. Our finest catalog & guide, many colors — and many money saving offers on FERRIS Northern Grown EVERGREENS, Shade Trees, Ornamentals, Flowers, Shrubs, Bulbs, Fruit Trees, Berry Plants, etc. Write — it's FREE!

EARL FERRIS NURSERY
750 Bridge St., Hampton, Iowa

Learn FLOWER ARRANGEMENT



Learn to make Professional sprays, wreaths, corsages, table arrangements, etc. Earn your diploma at home. Send for FREE booklet "OPPORTUNITIES IN FLOWERISTRY." Helps fill demand for arrangers and lecturers.

NATIONAL LANDSCAPE INSTITUTE
Dept. W1, 310 S. Robertson Blvd.
Los Angeles 48, California



AMAZING DWARF FRUIT TREES U.S. PATENT PROCESS

Let world famous Stark Bro's help you plan your backyard orchard! Plant amazing Quicker-Bearing, New hardy Stark "Dwarf", and Standard size Apple, Pear, Peach, Cherry, other trees. Cut food bills, beautify your property. Tiny plot is all you need!

FREE Giant New STARK BRO'S Colorphoto Catalog for 1952

Learn why Stark Exclusive Variety trees are better, produce larger, more beautiful and tasty fruit. Big section on Landscaping your home with Stark Vines, Shrubs, Roses! Send No Money, just name and address. Write now!

STARK

BRO'S NURSERIES

America's Oldest and Largest
Dept. 6612 Louisiana, Missouri

NEW! DIFFERENT! SENT BY MAIL!

RED 'n GREEN IVY

2 Plants

\$1

2-Tone Variegated

An Indoor Ivy
with Foliage
as Bright

as Flowers!

Most different, most beautiful house plant you ever saw! Brand new! Will grow anywhere by anybody. Grows vinelike very rapidly. May get yard long. Amazing leaves have rich wide edging of varying contrasting colors. Stand out beautifully against burgundy red stems. We send 2 well-rooted plants only \$1. Postage paid on all cash orders, or sent C.O.D. plus postal charges. Return for cheerful refund if not pleased. GIVEN: "White Cluster" Fr. Lily Bulb with each order.



OWEN NURSERY, Dept. 6402, Bloomington, Ill.

Print Name.....


Address.....

Send me..... I enclose.....

Would you please tell me why my daffodils do not bloom? Mrs. F. H., Michigan.

First, you must have sound healthy bulbs. They should have been planted as early as obtainable after September 1 and never later than November.

They should be planted in fibrous sandy loam or in virgin soil enriched with well decayed manure—five or six years old. Plants will fail if planted in soil enriched with fresh manure. The clumps should be lifted and replanted every three or four years, otherwise they may almost quit blooming.



NEW SEED CATALOG

Free

Write today for Will's big New 69th Anniversary 1952 CATALOG. 80 pages packed with the finest hardy northern grown flowers, vegetables, fruits, berries, trees, evergreens, farm seed and Pioneer Hybrid Corn. Early, hardy varieties. Special low mail order prices for early orders. Send card or letter today for **FREE COPY**.

OSCAR H. WILL & CO., Box 260, Bismarck, N. Dakota

I have a pot of sansevieria that has so many young ones coming up that the plants are very crowded. When is the best time to transplant some of these into another container? F. W., New York.

A sansevieria plant may be divided at any time during the year, and each division will soon grow into a nice plant. Dump the plant out of the pot, break it up as much as you want and plant each of the rooted pieces in another container. The plants grow most actively during the summer so spring is the best time to divide your plant to obtain quick results.

I am enclosing a leaf from a rose bush. Also, an insect found on the leaf. What are they and how are they controlled? Mrs. A. M. E., Missouri.

The leaf has been damaged by the rose leafhopper. The eggs hatch in May and the young ones move about rather rapidly while the adults fly away. Two heavy infestations usually occur, one in May and the other in August. The small white bumps on the back of the leaf that are quite noticeable are the cast off skins of the hoppers. Nicotine sulphate, two teaspoonfuls to a gallon of water sprayed regularly through May and August should destroy the young rose leafhoppers. A little soap added to the water will help the spray to spread and stick to the leaves.

We Want to Send You a FREE Gift Certificate

Good for a DEMONSTRATION SHIPMENT of Rugged-as-a-Mule BERIGOLDS



GEORGE BERRY ERNEST BERRY

We want you to compare profits from Super DeLuxe BERIGOLDS with all other chickens at our expense. You be the judge. In the Arizona 1951 egg laying contest competition, golden-white Berigolds outlaid the average of all other competing hens, 21 eggs more per hen! Many customers report the same. Now see for yourself at OUR risk.

25 DOZ. EGGS from 100 lbs. Feed

E. A. Jones, North Carolina, writes: "Berry's Berigold is in my opinion the very best layer developed so far in the U. S. 1,700 Berigolds laid 25 dozen eggs per bag of feed consumed."

A Steady High-Profit Crop Producing Year 'Round Cash

C. S. Dahl, large scale broiler grower, Minnesota, has raised over 600,000 BERRY's chicks, writes: "We get a pound of meat from 2 3/4 lbs. feed. Rich yellow skin and legs, plump broilers faster mean extra profit." We want you and your neighbors to see the amazing egg production and broiler profits with your own eyes. So we offer demonstration shipments to one family in each locality. Only cost is a small handling and shipping charge. Only straight run as hatched chicks. Be FIRST to qualify. Write now for FREE GIFT CERTIFICATE to nearest address: either George Berry, 1907, Ajax Road, Quincy, Illinois, or Ernest Berry, 1907, Sunflower Road, Newton, Kansas. Only one family in each locality is eligible, so write today.



\$100⁰⁰ A WEEK in CASH
PAID DIRECT TO YOU

FAMILY HOSPITAL PLAN

Policy Pays for a Day, a Week, a Month, a Year—just as long as necessary for you to be hospitalized!

SAVE MONEY!
 There's a big advantage to buying this policy by mail. This method of selling is less costly for us—and that's another reason why we are able to offer so much protection for so little money.

JUST LOOK

The Large Benefit This Low Cost Policy Provides!

The Service Life Family Hospital Plan covers you and your family for about everything—for *every* accident, and for *all* common and rare diseases after the policy has been in force 30 days or more. Very serious disease such as cancer, tuberculosis, heart disease, diseases involving female organs, sickness resulting in a surgical operation, hernia, lumbago and sacroiliac conditions originating after the policy is in force six months are all covered . . . Hospitalization caused by attempted suicide, use of intoxicants or narcotics, insanity, and venereal disease is naturally excluded.

The money is all yours—for any purpose you want to use it. There are no hidden meanings or big words in the policy. We urge you and every family and also individuals to send for this policy on our 10 day free trial offer—and be convinced that no other hospital plan offers you so much for your \$1.00 a month!

TWO SPECIAL FEATURES

MATERNITY



Benefits At Small Extra Cost
 Women who will some day have babies will want to take advantage of a special low cost maternity rider. Pays \$50.00 for childbirth confinement either in the hospital or at home, after policy has been in force 10 months. Double the amount on twins.

POLIO



Benefits At No Extra Cost
 In lieu of other regular benefits policy pays these benefits if polio strikes—
 For Hospital Bills, up to \$500.00
 For Doctor's Bills while in the hospital, up to \$500.00
 For Orthopedic Appliances, up to \$500.00
TOTAL OF \$1,500.00

3c A DAY IS ALL YOU PAY

for this outstanding new Family Protection

Wonderful news! This new policy covers everyone from infancy to age 70! When sickness or accident sends you or a member of your family to the hospital—this policy **PAYS \$100.00 PER WEEK** for a day, a month, even a year . . . or just as long as you stay in the hospital. What a wonderful feeling to know your savings are protected and you won't have to go into debt. The money is paid **DIRECT TO YOU** to spend as you wish. This remarkable new Family Hospital Protection costs only 3c a day for each adult 18 to 59 years of age, and for age 60 to 70 only 4½c a day. This policy even covers children up to 18 years of age with cash benefits of \$50.00 a week while in the hospital—yet the cost is only 1½c a day for each child! Benefits paid while confined to any recognized hospital, except government hospitals, rest homes and clinics, spas or sanitariums. Pick your own doctor. Naturally this wonderful policy is issued only to individuals and families now in good health; otherwise the cost would be sky high. But once protected, you are covered for about every sickness or accident. Persons covered may return as often as necessary to the hospital within the year.

This is What \$100.00 a Week Can Mean to You When in the Hospital for Sickness or Accident

Money melts away fast when you or a member of your family has to go to the hospital. You have to pay costly hospital board and room . . . doctor's bills and maybe the surgeon's bill too . . . necessary medicines, operating room fees—a thousand and one things you don't count on. What a Godsend this **READY CASH BENEFIT WILL BE TO YOU**. Here's cash to go a long way toward paying heavy hospital expenses—and the money left over can help pay you for time lost from your job or business. Remember—all cash benefits are paid directly to you.

REMEMBER—\$100.00 A WEEK CASH BENEFIT IS ACTUALLY \$14.25 PER DAY!

Examine This Policy Without Cost or Obligation—Read It—Talk It Over—Then Decide

10 DAYS FREE EXAMINATION

You are invited to inspect this new kind of Family Hospital Plan. We will send the actual policy to you for ten days at no cost or obligation. Talk it over with your banker, doctor, lawyer or spiritual adviser. Then make up your mind. This policy backed by the full resources of the nationally known Service Life Insurance Company of Omaha, Nebraska—organized under the laws of Nebraska and with policyholders in every state. **SEND NO MONEY**—just your name and address! No obligation, of course!

FREE INSPECTION . . . MAIL COUPON

The Actual Policy Will Come to You at Once Without Cost or Obligation

The Service Life Insurance Company
 Hospital Department N-27, Omaha 2, Nebraska

Please rush the new Family Hospital Protection Plan Policy to me on 10 days Free Inspection. I understand that I am under no obligation.

Name.....
 Address.....
 City or Town..... State.....

SERVICE LIFE INSURANCE COMPANY

Assets of \$13,188,604.16 as of January 1, 1951
 Hospital Department N-27, Omaha 2, Nebraska



Sandals In Crochet

A new yarn with a non-tarnishing metallic thread running through it, is Bucilla Twinkle Sheen, which was used to make the slippers. The thread for a pair can be purchased for around 80c—two 175 yard balls; it comes in a variety of colors; use size 8 crochet hook. You will also need one pair of Bucilla Air-Foam rubber soles.

Abbreviations: Ch (chain); sts (stitches); sc (single crochet); dec (decrease); inc (increase); sk (skip); lp (loop); sl (slip stitch).

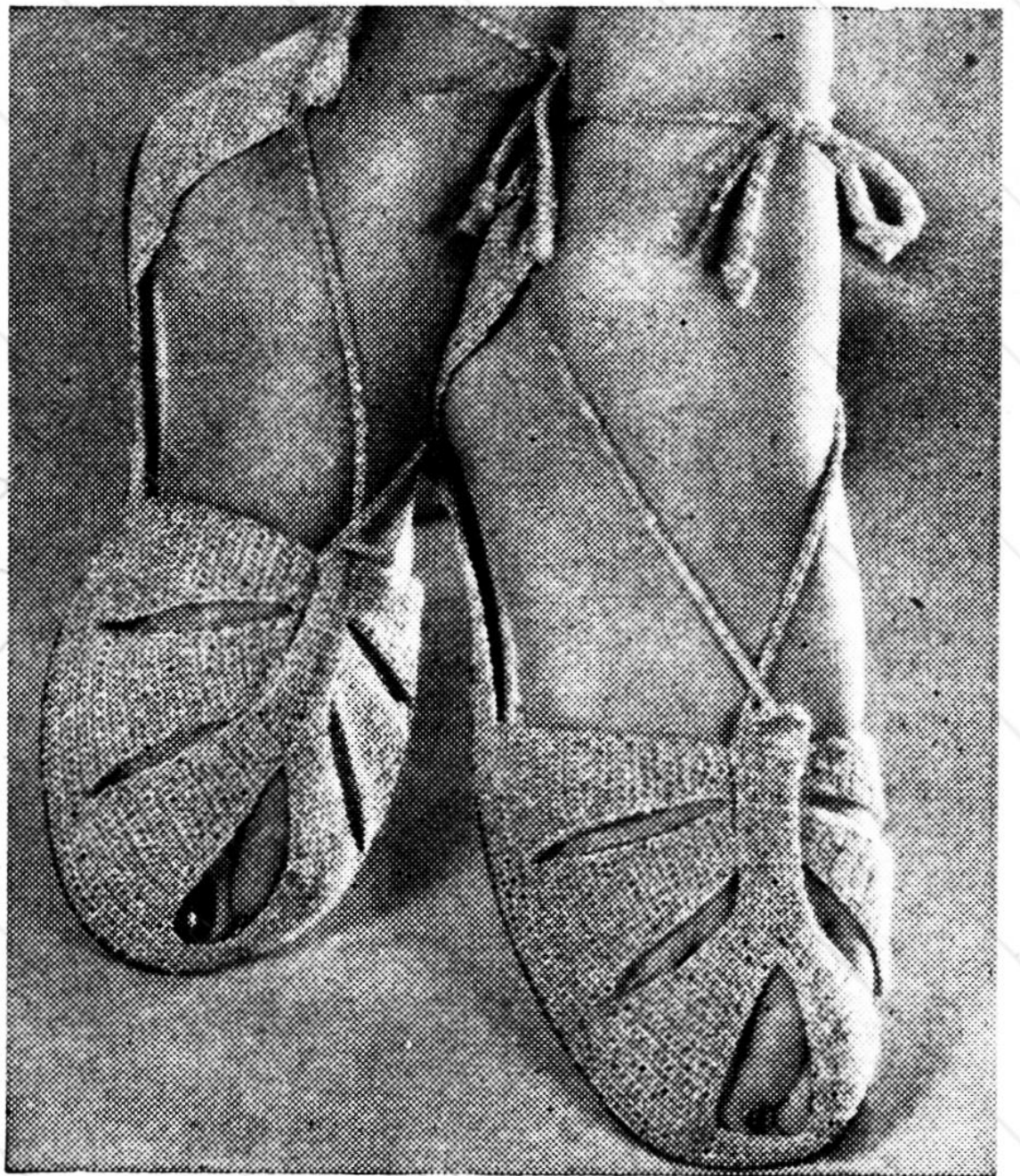
Gauge: 9 sts equal one inch.

11 rows equal one inch.

BACK: Ch 54. Work 1 sc in second st from hook and in each st to end; 53 sc. Mark for wrong side.


Row 2: Ch 1, turn, 1 sc in each sc. Repeat row 2 until 6 rows from beginning.

Dec Row: Ch 1, turn, draw up a lp in each of first 2 sc, thread over and pull through 3 lps for a dec, work sc to within 2 sc of end, dec 1 st as before; 51 sc. Work 3 rows even. Repeat last 4 rows 4 times; 43 sc (26 rows).



For PROFITS...GIFTS...Big \$SAVINGS

Easy to Assemble **PIN-EARRING SETS**



Catalog: Hundreds of designs, ideas, to make big money, easy at home. Shell, Rhinestone, Pearl, Sequin, Bead Jewelry and Novelties at wholesale prices. (Sent free first order.) **20¢**

Complete Rhinestone and Pearl Kit **\$1.69**

Completed in 15 Minutes
Sells for \$6.50 in stores

Gorgeous, radiant, diamond bright imported rose rhinestones, emblazoned around a circle of soft-toned simulated pearls make up this newest fashion in jewelry. Beautiful Snowflake design Pin of 24 Karat gold plate, with matching Earrings goes with any costume. So easy to make—at tremendous Savings. Easily sell hundreds to friends at Big Profit. Complete Kit with jewel cement and simple instructions. **ONLY \$1.69**

SEND NO MONEY—

Mail name and address. State designs wanted. On arrival pay postman plus C.O.D. postage. Money back guarantee. Save; send cash, we pay postage.

Special GIANT Kit: Snowflake Pin and Earrings; Plus Sweet-heart Pin and Earrings, jewel cement, Instr. & Cat. Makes **\$2.98** worth of jewelry. Only **\$1.50**

HOUSE OF HOBBIES, Dept. 29-A, Box 790, Evanston, Ill.

BEADING: Ch 4, sk 2 sc, 1 dc in next sc, * ch 1, sk 1 st, 1 dc in next st; repeat from * to end. Ch 1, turn, * 1 sc in dc, 1 sc in ch; repeat from *, end last repeat with 1 sc in each of 2 sts of turning ch; 43 sts.

Next Row: Work 2 sc in first st, 1 sc in each of next 20 sts, 3 sc in next st, 1 sc in each of next 20 sts, 2 sc in last st; 47 sts. Work 1 row even.

FELT FOR FUN AND PROFIT

Save for yourself and make sparetime cash with these attractive, easy to make felt gifts!
Feltcraft Kits—Complete Illustrated Instructions Included

- ☐ Kit A—Enough 100% Wool Felt for PILLBOX PURSE & MATCHING MITTEN SET\$1.50
- ☐ Kit B—Enough Felt for 2 FELT BELTS.....\$1.00
- ☐ Kit C—Enough 100% Wool Felt for 2 pairs of FELT BABY BOOTIES.....\$1.50
- ☐ Kit D—Enough Felt for more than 40 Decorative FISH HAT-PINS.....\$1.00

Cut out this ad and send today for these easy to cut, easy to sew kits.

CENTRAL FELT COMPANY, Dept. W-2, 24 West 25th Street, New York 10, N. Y.

Repeat last 2 rows 4 times, having 2 sts more between incs after each successive inc row; 63 sts. Fasten off.

FRONT: Ch 103. Work 1 sc in second st from hook and in each st to end; 102 sc.

Row 2: Ch 1, turn, 1 sc in each st. Repeat row 2 once.

First Point—Row 1: Ch 1, turn, work 1 sc in each of next 16 sts. Repeat last row twice. Dec 1 st each side of next row; 14 sts. Repeat last 4 rows 5 times; 4 sts. Work 3 rows even; 27 rows. Fasten off.

Second Point—Join yarn in next st of last long row. Work same as first point until there are 25 rows. Ch 1, turn, work 1 sc in each of 4 sts of second point, continue sc across 4 sts of first point; 8 sts. Fasten off.

Third Point—Join yarn in next st of last long row. Draw up a lp in each of 2 sts, thread over, through 3 lps, 1 sc in each of next 12 sts, draw up a lp in each of next 2 sts, thread over, through 3 lps; 14 sts. Continue as for first point decreasing 1 st each side every 4th row until there are 4 sts and 21 rows. Fasten off.

Fourth Point—Sk next 6 sts of last long row, join yarn in next st. Work same as third point until there are 4 sets and 21 rows. Do not fasten off. Ch 1, turn, work 1 sc in each of 4 sts of 4th point, continue sc across 4 sts of third point; 8 sts. Dec 1 st each side of next row; 6 sts. Work even on 6 sts until $1\frac{3}{4}$ inches from decrease row. Dec 1 st each side of next row; work 1 row even. Repeat last 2 rows once; 2 sts. Draw up a lp in each of last 2 sts, thread over and pull through 3 lps. Fasten off.

Fifth Point—Same as second point.

Sixth Point—Same as first point.

Finishing: From wrong side, work 1 row sc on side edges of heel section. From right side, beginning at base of first point, work 1 row sc around outer

New FIGURE MOLD HIDE-A-WAIST

17

SECTIONAL
FEATURES
STREAMLINE
WAISTLINE



HIDE
BULGE!

Say "goodbye" to that unbecoming tummy bulge and clumsy waistline. Instead **ENJOY** what your figure needs most — **HIDE-A-WAIST**. Presto-change, like magic you have graceful alluring curves. Unwanted bulges are evenly and comfortably banished. 17 sectional features mold the most flattering curves. Keep you smoothly shapely no matter what position...sit, bend, stand, walk and dance with comfortable, even grace.

ADJUSTABLE TO TAILOR-MADE FIT

The 17 sections automatically shape your figure to new loveliness. You get needed control with unbelievable comfort. The specially designed concave effect is the secret of glamorous women who want to look thin and stylish no matter what their size. These wonderful features permit **HIDE-A-WAIST** to adapt itself to your own diaphragm and tummy.

EXQUISITE ON YOUR FORM

You've never enjoyed so much freedom, comfort and style in anything you've worn. The 4 extra-length detachable garters completes **HIDE-A-WAIST**.

10 DAY TRIAL FREE

Order today. If not delighted, return for refund in 10 days. Sizes 24 to 34, \$2.98. Sizes 35 and over, \$3.98. (50c extra for the 4 extra length detachable and adjustable garters.)

ONLY

\$2.98

FEATURES

Galore

17 Sectional Features...
Streamline Waistline...
Adjustable...
Washable made of Leno Lastex, satin-faced rayon. Fully guaranteed. Light-weight. Cool—Ventilated. Will not wrinkle or ride up. Size 24 to 40.

S. J. Wegman Co., Dept. 574

836 Broadway, New York 3, N. Y.

Rush my new **HIDE-A-WAIST** three-in-one at once. If I am not thrillingly satisfied I will return it after 10-day **FREE** trial for prompt refund of full purchase price.

Size.....(waist size in inches)

Also send.....sets of extra length detachable garters at 50c for set of four.

☐ Send C.O.D. I will pay postman on delivery plus few cents postage.

☐ I enclose payment. The S. J. Wegman Co. will pay postage.

NAME.....

ADDRESS.....



IT'S PROFITABLE TO MAKE and SELL HATS

Our wholesale price 32 page catalog includes EVERYTHING USED IN MILLINERY — Blocks, Findings, Feathers, Flowers, Wire and Buckram Frames, etc. Send 25c for catalog illustrating thousands of items AND YOU'RE IN BUSINESS. 25c refunded on first order of \$2.00 or more.

LOUIE MILLER—Millinery Supplies

225 N. Wabash Ave. Dept. CO Chicago 1, Ill.



CROCHETED SHOE BOOTIE

Original—Different
Easy to Make—Stays on Well

Send 25 cents in coin and stamped addressed envelope for printed pattern and illustrated list of beautiful new crochet designs for baby garments.

ALICE FOWLER
101½ East Pikes Peak
Colorado Springs, Colo.

BIG MONEY SELLING THESE GREETING CARDS

Marvelous new line of all-occasion greeting cards. So sensational all you have to do is show them. Box of 21 only 1.00. Over 100 other terrific boxes including birthday, get-well, etc. Profits to 100% plus bonus. Write for free samples. Kit on approval.

REGAL GREETING CARD CO.

Dept. WO-10, Ferndale, Michigan



NEW CHEMICAL MITT

Sensational! DRY Window Cleaner! Uses no water, no messy liquids. Chemically Treated. Simply glide over windows; leaves glass sparkling clear. No heating water, no heavy buckets to carry. No rags, powders, sponges, chemicals. No mess or muss. No red chapped hands. Dust, dirt, grime, fog disappear like magic. Take orders from friends! Earn money.

SAMPLES FOR TRIAL Sample offer sent immediately to all who send name at once. A penny postal will do. **SEND NO MONEY**—just your name. **KRISTEE CO., Dept. 1674, Akron 8, Ohio**



FREE CATALOG SAVE 50% up to ON

SEWING SUPPLIES, FABRICS and ART NEEDLEWORK

**SEND
FOR
FREE
CATALOG
TODAY**

See thousands of these items in our new, big, 64-page illustrated FREE Catalog. It's the encyclopedia of sewing economy. Compare—and **SAVE MONEY!** Every item backed by our iron-clad **MONEY-BACK GUARANTEE.** It's easy to order, too. **SAVE \$ and \$—save time and labor.** Send for your **FREE** copy of this valuable sewing economy Spring 1952 Catalog today.

SEWING ECONOMY, INC.

Dept. 1501, Rockville Centre, L. I., N. Y.

edges and top of all points, end at base of 6th point. Fasten off. From right side, beginning at inner edge at base of second point, work 1 row sc around inner edges of second and first point. Fasten off. Work sc on inner edges of 2 other sections. Sew back to sole with center back at center of heel. Sew front to sole with center front at center of toe. Make ch required length for between end of heel and end of front on side of sole. Work 3 rows sc. Fasten off. Make 2 for each slipper. Sew to side of sole and to front and heel edges. Sew top of first and second point to top of 5th and 6th point. Sew 1¾ inch tab at top of second and third points over center of front, leaving opening for cord as illustrated.

Cord: With 2 strands, ch 42 inches. Work 1 sl st in second st from hook and in each st to end. Fasten off. Draw cord through beading and under center tab at front.

Wee Hats From Big Ones

Martha Graham

I wonder if there is a woman alive who doesn't just love to have a bright new hat. Whether it be to wear to the Easter parade or to cousin Sue's garden party we women do seem to get a big lift out of having a new hat. Not all of us can have a new one for these occasions but most any woman can make one by the simple directions which I shall give. Perhaps before going further I should explain that I don't mean a hat to wear, but rather one that smells good. You see, what I'm going to tell you about is a cute little hat sachet which bears a strong resemblance to the latest hat your neighbor or mine might be wearing these days.

These sachets are easily made and serve well as birthday, Easter or

Please give us six weeks notice for change of subscription address when you move.

www.antiquepatternlibrary.org 2025.12

Mother's day remembrances or for other occasions when a small gift is indicated. In making them I prefer to use dainty, light color felt. Often discarded felt hats can be revamped for this purpose. Cut the hat in half and, if soiled, wash in a mild soap suds, rinsing well. Do not wring but let it drip a few minutes until the excess moisture is removed, then spread on a towel to dry. Stretch and pull the hat so it will lie as flat as possible. If, when dry, it is cupped or otherwise misshapen, a medium hot iron can be used to press it until it lies flat.



From the best portion of the hat cut a circle about 3½ inches in diameter and dip this piece in water until thoroughly wet. Now center it over the rounding end of a mop or broom handle. Pull the felt downward, stretching as much as possible, over the handle. The handle serves as a tiny hat block for the felt and by stretching and shaping it over the handle you can form a little rounded crown about ¾ inch deep. Fasten the felt, just at the bottom of the crown, with a rubber band or tie a string around it. Pull the remaining felt outward all around and straighten as much as possible. This portion of the felt is to be the brim of the hat. When dry, remove from the handle. If the brim does not lie flat, it may be pressed with a medium hot iron, using care to press only the brim

EMBROIDERY — APPLIQUE



Make beautiful embroidery with your sewing machine. Easy-to-use attachment fits all makes. Makes finest embroidery and applique on linens, silks, bedspreads, blouses, etc. Amazingly simple.



\$1. FANCY QUILTING

Easier, faster by machine with this attachment. Also do professional mending, sew zippers, darn stockings, attach buttons.

100 NEEDLEWORK DESIGNS

New package embroidery, quilting and applique designs. Attachment and complete, easy directions with big package of 100 designs. **SEND NO MONEY.** Mail name and address. Pay postman \$1.00 plus C.O.D. postage. **SAVE**—send cash, we pay postage. If not delighted return for \$1.00 back. **Guaranteed.**

FREE CATALOG

BOND-CRAFT, Dept. 92, Box 644, Kansas City 10, Mo.

RAISE MONEY QUICKLY

... for yourself ... your club
... your church



FREE
Samples
Name
Imprinted
Stationery
Napkins

Show Friends Greeting Cards

One day "no risk" test convinces you. Big profit line includes Gift Wrappings, Home & Gift Items. No experience needed. Bonus. Surprise Gift Offers. Request **FREE TRIAL** outfit of Feature All-Occasion assortments on approval, **FREE Catalog** and Selling Guide.

NEW ENGLAND ART PUBLISHERS
North Abington 603-E, Mass.



RUG BRAIDER SET

Make a beautiful reversible Braided Rug in a few hours from old clothes, blankets, etc. **NO PINNING, SEWING OR PRESSING** necessary. Set of 3 metal braiders, lacer and instructions included.

NOW! BOTH \$10.00

HOOKEED RUG MAKER

Make a lovely Hooked Rug to add new charm and color to your home. Rug Pattern Catalog and complete instructions included. Sent postpaid or C.O.D. plus postage. Money Back Guarantee. Take advantage of this Bargain Offer TODAY!

REDDEN SALES 8754 Indiana Ave.
Dept. WB-10 Chicago 19, Ill.



REAL PANSY COASTERS

Make Them at Home

**EASY — FUN
PROFITABLE**



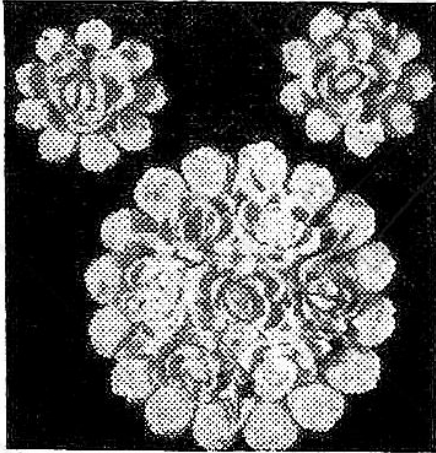
Now create new and truly different gift articles like the beautiful pansy coaster shown—made by embedding **real** pansies in Castolite—the "magic" liquid casting plastic. With our simple step-by-

step method you can make hundreds of valuable articles, including smart costume jewelry, chic Hi-Style buttons, colorful key tags, tie-clasps, cuff links, plaques, tiles, many other things. Send 25c for Big Manual-Wholesale Catalog. **FREE** with Manual, inspiring New Home-Success Plan. Write:

CASTOLITE CO., DEPT. TA-35, WOODSTOCK, ILL.

EARN EXTRA MONEY**SELL NEW PARTY NAPKINS**
FREE SAMPLES

MAKE THIS EXTRA MONEY EASILY! Write today for **FREE SAMPLES** of gay Party Napkins you can sell to everyone, **PLUS** unusual Everyday Greeting Cards (50 assortments. For every occasion) good all-year 'round, also Gift Items, Gift Wraps, Stationery, etc. Get Card Assortment on **APPROVAL—FREE** **NAPKIN SAMPLES!**


50 for \$1
name imprinted**CHAS. C. SCHWER CO., 10A Elm St., Westfield, Mass.**

Learn Shellcraft - It's Fun!
EARN EXTRA MONEY! **BIG**
BEGINNER'S KIT


Learn a fascinating hobby that will earn you extra dollars. Beginner's Kit with material for colorful brooches, earrings, place cards, barrette, etc., instructions, and **REAL** shell flowers to copy. Biggest kit on the market \$3.50 postpaid.
NEW GIANT CATALOG—Hundreds of kits in shellcraft, dresdenware, sequins, plastics, rhinestones, etc. Send 25c today.

SHELART, 3203 6th St. So., St. Petersburg, Fla.**BEFORE**

Be An Invisible Re-Weaver

AFTER**MAKE BIG MONEY AT HOME**

Earn over \$20 daily, full or part time—repair cuts, tears, burns in clothing or any fabric so damage can **NOT** be seen. **BIG** demand, big profit, uncrowded field. Complete low-cost home-study course including lifetime equipment. Easy-to-learn, pay-as-you-earn—can mean lifetime income. Write for free details today—now.

FABRICON COMPANY**DEPT. F-3****8342 S. Prairie Ave., Chicago 19, Ill.****Embroider PILLOW CASES**

42" x 33";
Stamped flat on sturdy
Bleached Sheeting.

SPECIAL OFFER
\$1.00 per pair
POST PAID

Two lovely designs:
D—Stamped for easy
no-bar cutwork. **E**—For
simple embroidery. Ends
plain, may be trimmed

with lace. **FREE** 28-page catalog. Write:**MERRIBEE ART EMBROIDERY CO.**

Dept. 777

22 West 21st St., New York 10, N. Y.**BE A Nurse****MAKE \$50-\$60 A WEEK**

You can learn practical nursing at home in spare time. Course endorsed by physicians. Thousands of graduates. 53rd yr. One graduate has charge of 10-bed hospital. Another saved \$100 while learning. Equipment included. Men, women 18 to 60. High school not required. Easy tuition payments. Trial plan. Write today.

CHICAGO SCHOOL OF NURSING

Dept. 521, 41 East Pearson Street, Chicago 11, Ill.

Please send free booklet and 16 sample lesson pages.

Name _____

City _____

State _____

Age _____

and not too close to the crown, a slit can be made in the brim, overlapping it to make it lie flat. Before pressing, place a damp cloth over the felt, otherwise it is apt to show the iron marks. When completed the hat will be about 3 inches in diameter. The size varies somewhat, depending on how much the felt is stretched in forming the crown. If the brim and crown do not seem to be of proper proportions, the brim may be trimmed to the desired size. If no used hat is available, bundles of assorted pieces of felt can be purchased at small cost. Usually there are pieces of ample size to make these hats.

Using some thin materials, such as voile or batiste, make a little round pad of a size which will fill the crown of the hat, fill the pad with a bit of soft cotton, sprinkle liberally with sachet powder and close the pad with a few stitches. Next fasten the pad into the crown. With narrow ribbon make a band around the crown of the hat, finishing off with a perky bow at the back or side. If desired, a tiny feather or flower may be attached to give added charm to the little creation.

These little hat sachets can be made with a small outlay of cash for materials and several can be made in an hour. They sell readily, needing no high pressure advertising as they are unusual enough to sell themselves. The price, 50 cents each, which I charge for them, gives me a nice profit and I find them irresistibly fascinating to make. Why don't you try making some of these little sachets? Whether you keep them to add daintiness to your lingerie drawer, give them as gifts or turn the making of them into a profitable venture I'm sure you will agree that you don't miss having the new hat for yourself too much when you can make such clever wee hats from big ones.

Tatted Doily

Cut a linen circle about 5 inches in diameter. Single crochet around edge. Using number 10 thread, the edge measures about 1¾ inches wide. Use ball and shuttle.

Abbreviations: Rnd (round); ch (chain); sts (stitches); ds (double stitch); r (ring); cl r (close ring); p (picot); sc (single crochet); lp (loop); twisted st—make 5 of the first half of the double and 5 of the last half of the double—this will be referred to as a set of sts.

Rnd 1: Make a r of 2 sets of sts, p, 2 sets of sts, cl r. Make another r of 6 ds, join to p of last r, 9 ds, join to lp of sc on doily, 9 ds, p, 6 ds, cl r. R of 2 sets of sts, join to free p of large r, 2 sets of sts, sl r. Tie ball thread to shuttle thread, turn, ch 2 sets of sts, p, 2 sets of sts, turn. R of 6 ds, join

to same p on large r, 6 ds, cl r. R of 6 ds, p, 6 ds, cl r. Turn, ch 2 sets of



New Books! Sparkling New Ideas in Crochet!

"MATCHING SETS"

*Crocheted lace
with linen!
Match them to suit
your room!*
*Runners! Doilies!
Place mats! Buffet Sets!*



BOOK
NO. 281


"HANDKERCHIEF EDGINGS"

*Make each gift handker-
chief a work of art!
For brides! Bon Voyage!
Birthdays! Anniversaries!
White and smart colors!
Fitted corners!*



BOOK NO. 282

Use these wonder-working
crochet threads for long-
lasting beauty . . . in white
and lovely colors . . . Boilfast®



You can get these exciting new 10-cent books at your favorite art needlework counter *right now!* These famous brands bring you every new fashion-right crochet idea in colorful books. Watch for them!

J. & P. COATS • CLARK'S **ONT.**

MORE MONEY

With Famous W & S Greeting Cards

You can make \$50 and more—in your spare time. You need no experience. Show famous **W & S** All-Occasion Greeting Cards—the line preferred by experienced salespeople. **21-Card Assortment** for all events sells itself to friends and others. You make up to 50c on fast \$1 sales; \$50 on 100 boxes!

Send for
Samples

START EARNING NOW!


BIG line includes **EXCLUSIVE** Gift Wraps, Imprinted Notes, Novelties, other quick-sellers. *Extra Cash Bonus* boosts your earnings. Special plan for clubs and church groups. Write now for Assortments on approval!

WETMORE & SUGDEN, INC., (Established 1924)
749 Monroe Av., Dept. A-71 Rochester 2, N.Y.

sts, p, 2 sets of sts. Repeat from * around. The large r is joined to sc on edge of doily with about 1 inch between each joining. Cut and tie thread.

Rnd 2: Tie both ball and shuttle thread to p of any twisted st lp, * ch 2 sets of sts, p, 2 sets of sts, join in p of next ch lp. Repeat from * around. Do not cut thread. Join last lp to same p where rnd began. You are now ready to start rnd 3.

Rnd 3: (Ch 3 ds, p) 5 times, 3 ds, join to p of lp in last rnd, (3 ds, p) 5 times, 3 ds, join to next p of lp in last rnd, repeat around. Cut and tie thread.



Dresser Scarf with Butterfly Trim

Use this attractive crocheted butterfly in the corner of a handkerchief, as an applique on pillow slips and towels as well as a trim on an organdy dresser scarf as shown. Daisy Mercerized Crochet Cotton size 30 in blue and yellow was used in this model; use size 13 crochet hook. One half yard organdy is needed to make the scarf.

Abbreviations: Ch (chain); st (stitch); sk (skip); sl st (slip stitch); lp (loop); sp (space); sc (single crochet); dc (double crochet); hdc (half double crochet)—thread over as for a dc, insert hook through st, pull through, thread over and pull through all lps at once; tr (treble)—thread over twice and work off 2 lps at a time; dtr (double treble)—thread over three times and work off 2 lps at a time.

BUTTERFLY—Large Wing: With yellow, ch 6, sk 4 ch, (2 dc in next ch) twice.

Row 2: Ch 3, turn, dc in each of next 4 dc, 3 dc in ch 4.

Row 3: Ch 4, turn, 3 dc in first dc, dc in each of next 7 sts.

Row 4: Ch 3, turn, dc in each of the first 6 dcs, tr in each of next 4 sts, 4 tr in end ch.

Row 5: Ch 4, turn, 3 dc in first tr, dc in each of next 10 sts, hdc in next 2 sts, sc in next 2 sts, ch 1 and drop thread but do not cut.

Row 6: Turn, sc in blue in first sc, (ch 3, sk 1 st, sc in next st) 8 times.

Row 7: Ch 5, turn, sc in first lp, (ch 3, sc in next lp) 7 times. Fasten off.

Row 8: Turn, pick up yellow, 3 sc across end of the 2 blue rows, ch 3, holding back the last lp of each dc on hook, make 2 dc in first lp, thread over



\$ 7 NEW EASY WAYS TO MAKE EXTRA PAY!

For Fun... For Profit... Make and Sell
ARTIFICIAL FLOWERS



F-1 F-3 F-5

BEGINNER'S Flower Kits \$1 ea



F-2



F-4

F-1 Chenille Rose Corsage
F-2 Wood Fibre Carnation Corsage
F-3 Crepe Paper Apple Blossom Spray
F-4 Chenille Easter Lily Corsage
F-5 Wood Fibre Violet Corsage

So many hundreds of women are making their livelihood creating flowers and novelties. You, too, can learn how to profit this easy way... right in your own home. 100% profit and more for you. Complete kits include A-B-C instructions, materials and easy-to-follow saleable sample. Get our latest catalog, only 50c (refunded with first order).

COMPLETE KIT
\$1 Each Post-paid
All 5 Kits for only \$4.49

NEWEST, FASTEST SELLING CHENILLE PALM TREE

Complete \$3.98 Postpaid Kit Including Sample

Big profits for you with this outstanding hit-kit! Includes a saleable sample Chenille Palm Tree plus all materials to make another Palm Tree: Chenille, crepe paper, wire, tree holder, pottery bowl and bunch of bananas. Includes Chenille Pattern Book—how to make 58 Chenille flowers, corsages and novelties.



CHENILLE PRINCESS DOLL

Complete KIT \$1 Post-paid 3 for \$2.75

Turn dolls into many easy dollars. Folks will gladly pay you \$2 and more for this adorable "PRINCESS". Complete kit includes a saleable sample doll, plus all materials and A-B-C instructions for making another doll—yours for \$1

FLOWER MATERIALS CO.

229 So. Wabash Ave., Dept. 10-R
Chicago 4, Illinois

ORDER TODAY ON MONEY-BACK GUARANTEE

FLOWER MATERIALS CO., Dept. 10-R
229 SOUTH WABASH AVE., CHICAGO 4, ILLINOIS
Please send me following kits and books. Also include latest catalog (50c without order).

Quantity	Kit or Pattern Book	Cost

PLEASE PRINT

I am enclosing \$..... Please send postpaid.

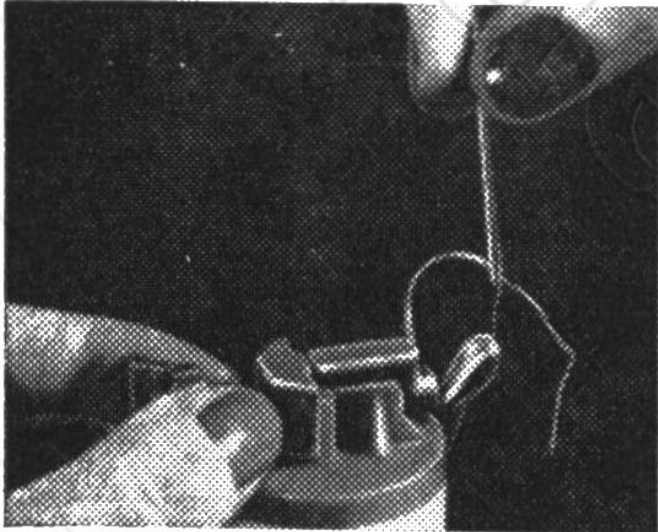
NAME.....

ADDRESS.....

CITY..... STATE.....

YOU CAN CASH IN ON THIS **MILLION DOLLAR MARKET**
Over 3 Billion Greeting Cards bought yearly! We show you how to earn 100% profit easily with Fanmour Greetings, Imprint Stationery, Napkins, Gifts.
Write today for FREE TRIAL OFFER
Complete Selling Outfit On Approval
Write for FUND-RAISING PLAN FOR ORGANIZATIONS
FANMOUR Corp. Dept. W-1 200 FIFTH AVE., N.Y. 10, N.Y.

**AMAZING NEW INVENTION
THREADS NEEDLES
AUTOMATICALLY, INSTANTLY!**



Thread hand or sewing machine needles in a second, automatically, with this sensational, new, foolproof, threader. Takes any type of thread—even heavy darning wool—threads any size needle. Comes with durable,

light-weight, Bakelite plastic base that is perfect for storing needles, thread and buttons. A wonderful gift for a serviceman, or friends who sew. Money back if not completely satisfied. Check, Money Order or C.O.D. Only \$1.98 ppd.

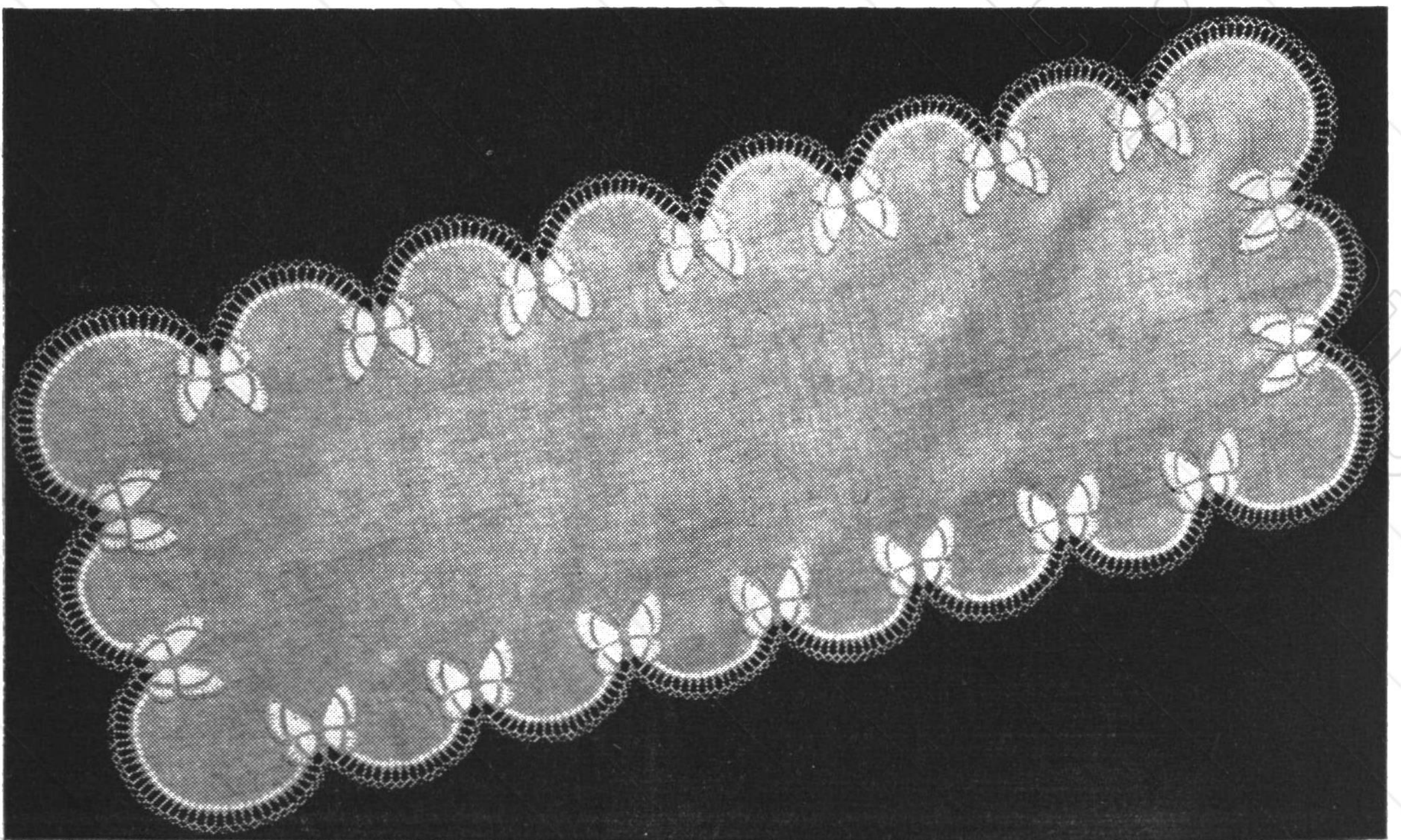
DREAM GIRL FASHION COMPANY, Dept. 3
318 Market Street, Newark, New Jersey

and draw through all lps on hook (cluster made), ch 2, a 2-dc cluster in next lp, (ch 2, a 2-tr cluster in next

lp) 3 times, (ch 2, 2-dtr cluster in next lp) 3 times, ch 2, a 2-dtr cluster in same end lp, ch 6, sc in same lp. Fasten off. Make two wings.

Edge: With last row of one wing right-side-up, join blue to starting st at base of wing, (2 sc in next row, sc between rows) 4 times, sc in next 3 sc, ch 1, 4 dc in next lp, ch 1, sc in next cluster, (ch 1, 2 dc in next sp, ch 1, sc in next cluster) 8 times, 7 sc in next ch-6 lp, 3 sc across ends of 2 blue rows, 2 sc in next row, sc between rows, 4 sc in next row, sc between rows, (2 sc in next row, sc between rows) 3 times—right wing made. Ch 1 and with last row of other wing wrong-side-up, sc in starting end, (2 sc in next row, sc between rows) 3 times, 4 sc in next row, sc between rows, 2 sc in next row, sc between rows, 3 sc across next blue rows, 7 sc in next ch 6, sc in next cluster, (ch 1, 2 dc in next sp, ch 1, sc in next cluster) 8 times, ch 1, 4 dc in next sp, ch 1, sc in next 3 sc, (2 sc in next row, sc between rows) 4 times, 2 dc between wings, join with

(Continued on Page 52)



TEXTILE PAINTING



\$2⁵⁰

**SEND
NO MONEY
MAIL COUPON TODAY**



AMAZINGLY

EASY-TO-DO!

FAB-TEX TEXTILE PAINTING KIT

STENCILS

FREE-HAND

MAKE BEAUTIFUL HAND DECORATED GIFTS

Terrific new textile painting kit packed with everything you need for beautiful designs on wearing apparel, lunch clothes, napkins, scarfs, curtains, tea towels, etc. Add exquisite accents to your blouses, skirts, hosiery, handkerchiefs, head scarfs, sportswear, etc. It's washable, fadeproof and cleanable!

IT'S EASY WITH FABULOUS FAB-TEX KIT

Everyone can do it—no special skill necessary! You simply use the pretty stencil designs and follow the complete, illustrated instructions. Free-hand painting can be added for professional effect. You'll love it!

WHY PAY MORE?

Here's a big kit to give the most for your money. Contains everything necessary for exciting textile painting for fun or profit.

**FREE
ILLUSTRATED
SALE LIST**

SEND NO MONEY

Mail Coupon Today

Send name and address for C.O.D. shipment, on arrival pay postman **\$2.50** plus postage and fee. Or send **\$2.50** plus **25c** for postpaid shipment. We'll send EXTRA, without cost, a big sheet of hot iron transfer Painting Designs.

AUNT ELLEN

c/o MODERN HANDCRAFT
Dept. 756, K. C. 16, Mo.

EMBROIDER THIRD DIMENSION. Use this amazingly complete kit for quicker, easier, professional looking textile painting with NEW third dimension embroidery added for unusual accent—complete directions tell you how. Make the prettiest things you've ever made!

COMPLETE KIT contains 4 jars of special textile colors for easy blending. 1 jar special blender, 1 jar extender, 1 fine knife, 1 free-hand brush, 1 stencil brush, 6 sheets stencil paper, over 40 delightful designs and complete, easy-to-follow illustrated instructions. Attractively boxed. Shipped in sturdy carton. Everything you need to make gifts and things to sell.

FREE GIFT ORDER COUPON

AUNT ELLEN, c/o MODERN HANDCRAFT, Dept. 756,
2401 Burlington, Kansas City 16, Missouri

Rush Fabulous Fab-Tex Textile Painting Kit at low price of only \$2.50. I have checked below whether C.O.D. or prepaid. I must be satisfied or I may return in 10 days for refund of purchase price.

NAME _____

ADDRESS _____

TOWN _____ ZONE _____ STATE _____

☐ Send C.O.D. Plus Postage ☐ I enclose \$2.50 plus 25c. Ship postpaid. Send FREE EXTRA Designs.

Continued from Page 50

sl st in first sc. Fasten off.

Small Wing: With yellow, ch 8, sk 6 ch, 3 tr in next ch, 3 dc in next ch.

JUST OUT! NEW THRILLING SENSATION IN **EVERYDAY CARDS**

MAKE BIG MONEY

Lustre Foils • Satins • Brilliants

Amazing values bring you easy orders! Sell on sight. Earn extra dollars fast. Big line easy-selling \$1 Assortments, Imprinted Foil Book Matches, Scented Stationery, Napkins, many Gifts. **FREE** Samples with name; two \$1 Boxes on Approval. Write to—**JOY GREETINGS, Dept. P-24**
507 N. Cardinal, St. Louis 3, Mo.

21¢ for \$1

FREE IMPRINT SAMPLES

MAKE YOUR OWN!

WITH **GRIFFIN LEATHERCRAFT KITS**

• Best assortment of tools, materials in U. S. A. Send 25¢ for 116-page catalog. (Money refunded first order.)

GRIFFIN CRAFT SUPPLIES
5626-E Telegraph Avenue, Oakland 9, Calif.

SINCE 1924

Sell EXCLUSIVE 36 PRINTED SHEETS STATIONERY & 36 ENVELOPES for \$1

Pen-'n-Brush STUDIOS

EARN Extra \$
NEW BONUS PLAN
earns you up to and
OVER 100% PROFIT

MAKE \$50.00 & MORE
by selling only 100 NEW boxes of Birthday & All Occasion Cards, Etc. Other amazing offers & surprise items. It's **EASY & FUN**. No experience necessary.

You take No RISK Send postal card today for samples on approval. You also get **FREE** samples of easy-to-sell personal stationery, napkins & guest towels. Illustrated literature describes entire top-quality line. 100 items including children's books, household aids, Gifts-'n-Things. Work with a leader.

SEND NO MONEY Don't delay. Act today. It costs nothing to try. Just Write for Samples send postal card to

PEN-'N BRUSH STUDIOS
Dept. WB-1, 139 Duane St., N. Y. 13, N.Y.

MARRIED WOMEN

EARN \$2. AN HOUR SPARE TIME

FLORAL LINED ENVELOPES

21

SELL SUNSHINE'S

NATIONALLY FAMOUS \$1 EVERYDAY CARDS

Entirely New! Different! America's Fastest Seller!

A \$3.85 Value

EVERYDAY LUSTRES!

The latest idea in Everyday Novelties. 16 Clever, Tricky Kromekotes \$1. 32 Scented Floral Notes \$1. Birthdays, Convalescent, Easter, Children's, Gift Wraps, Stationery. A complete line. Sells on sight to your friends and neighbors. No investment or experience required.

Organizations: Ask for Sunshine Fund Raising Plan. For details and samples on approval **WRITE TODAY**.

SUNSHINE ART STUDIOS

115 Fulton St., Dept. WB-1

New York 38, N. Y.

Row 2: Ch 3, turn, 2 dc in first dc, dc in next 5 sts, 2 dc in next st.

Row 3: Ch 5, turn, 2 tr in first dc, tr in next 8 tr, 2 tr in next st, ch 1 and drop thread but do not cut.

Row 4: Turn, join blue to first tr, (ch 3, sk 1 tr, sc in next tr) 6 times.

Row 5: Ch 5, turn, sc in first lp, (ch 3, sc in next lp) 5 times. Fasten off.

Row 6: Turn, pick up yellow, 3 sc across end of 2 blue rows, ch 4, a 2-tr cluster in first lp, (ch 2, a 2-dtr cluster in next lp) twice, ch 2, a 2-tr cluster in next lp, ch 2, a 2-dc cluster in next lp, ch 2, sc in next lp. Fasten off. Make 2.

Edge: With last row of one wing right-side-up, sc in blue in starting end of wing, (2 sc in next row, sc between rows) twice, 4 sc in next row, sc between rows, sc in next 3 sc, 4 sc in next lp, sc in next cluster, (ch 1, 3 dc in next sp, ch 1, sc in next cluster) 4 times, ch 1, 3 dc in next lp, ch 1, 3 sc across blue rows, * 4 sc in next row, sc between rows, 2 sc in next row, sc between rows, 4 sc in next row, sc in next st, * (lower left wing made). Ch 1, with last row of other wing wrong-side-up, sc in starting end, repeat from * to *, 3 sc across blue rows, (ch 1, 3 dc in next sp, ch 1, sc in cluster) 5 times, 4 sc in next lp, sc in 3 sc, 4 sc in next row, sc between rows, (2 sc in next row, sc between rows) twice, 3 dc between wings, join with sl st in first sc. Fasten off. Tack large wings over top edge of small wings.

Body—With blue, ch 5, 6 dc in 5th ch from hook.

Row 2: Ch 3, turn, 2 dc in each dc (12 dc).

Rows 3 and 4: (Ch 3, turn, dc in 12 dc) twice.

Row 5: Ch 1, turn, (sk 1 dc, sc in next dc) 6 times.

Row 6: Ch 1, turn, sc in 6 sc.

Row 7: Ch 3, turn, 2 dc in each sc.

Repeat rows 3, 4 and 5.

Row 11: Ch 1, turn, (sk 1 sc, sc in next sc) 3 times.

Row 12: Ch 1, turn, sk 1 sc, 2 sc in next sc. * Ch 18, sk 5 ch, sl st in next 13 ch, * sc in same st on head. Repeat from * to *, 2 sc in same st on head. Fasten off. Roll body lengthwise and sew edges together. Sew in place on wings. Make 18 butterflies.

CORNER SCROLL—With yellow (ch 5, hdc in third ch from hook, dc in next 2 ch) 34 times, ch 1. Fasten off.

Row 2: Join blue to last ch 1, * ch 5, hdc in third ch from hook, dc in next 2 ch, sc between next 2 scallops. Repeat from * across. Fasten off. Make 4.

SMALL SCROLL — Repeat with only 17 scallops. Make 14.

Arrange butterflies on organdy, 7 on each long side, 2 on each end. Tack scrolls to points of small wings and arrange in even curves between butterflies as in photograph. Sew butterflies and inner edge of scrolls with invisible stitches. Trim organdy, turn under and hem down scrolls and around lower edge of small wings.

Edge—Join yellow to tip of one butterfly body, * ch 5, tr in corner of next small wing, (ch 5, tr in point of next scallop on scroll) repeated around, ch 5, tr in corner of next wing, ch 5, sc in end of next body. Repeat from * around. Join and fasten off.

Row 2: Join blue to first ch 5 sp, (ch 8, sc in next sp) repeated around, with a ch 4 across angles between curves. Join and fasten off. Stretch and pin right-side-down. Steam and press dry through a cloth.



you, too, can
MAKE MONEY FAST!



**21-Card
Handi-Home
Assortment \$1.00**



**Fitted
Sewing Kit
\$1.50**



**Satin
Blossoms
Assortment \$1.25**

Sell Big Value Hedenkamp All-Occasion Greetings Cards, Stationery, Gifts, Sewing Aids

Earn \$50 — \$100 — or more. **OVER 100 ITEMS** including 4 leading 21-card \$1.00 All-Occasion assortments PLUS unusual Birthday, Easter, Juvenile, Humorous, other cards. Gift Wrappings. Exciting gifts galore—Novelty Napkins, Telephone Pencils, Rain Sandals, Animated Books, Salt and Pepper Shakers.

HEDENKAMP'S large selection pleases everyone. Here's just what folks want—all in one sensational line. Delighted customers recommend others to you. **BONUS PLAN, SPECIAL OFFERS** also win you extra money. Don't wait... Write **TO-DAY** for actual **SAMPLES** On Approval and details of how **YOU**, your club or church society can make money easily and quickly.

OVER 100 FAST SELLERS

RUSH COUPON FOR SAMPLES

HEDENKAMP & CO., Inc.
361 Broadway, Dept. WB-18, New York 13, N. Y.

I wish to make extra money selling your line. Please rush actual samples to me On Approval and all the details of your easy money-making plan.

NAME _____
ADDRESS _____
CITY _____ STATE _____

● **HEDENKAMP & CO., Inc.** ●
361 Broadway, Dept. WB-18, New York 13, N. Y.

Please give us six weeks notice for change of subscription address when you move.

www.antiquepatternlibrary.org 2025.12

**BEAT THE
HIGH COST
OF LIVING
WITH
SPARE TIME
EARNINGS!**

EASY-TO-SELL YARD GOODS

Earn As Much As \$37.50 per Week

WANTED! Responsible people to sell Imported and Domestic Dress and Suit Fabrics. Hundreds of exclusive designs. Attractive sample book insures fast sales. Write NOW for details of this amazing way to large earnings!

BUCKLEY BROTHERS

English Shop, Ltd., Dept. D1
205 Wolfs Lane, Pelham 65, New York



SOCKS DARNED IN 8 SECONDS

NO SEWING! No Fuss! — this NEW easy way. Just apply heat with hot iron or lighted lamp bulb. Amazing Knit Fabric blends with sock. Equally useful for tears in trousers, skirts, etc. Guaranteed Neater. Softer and WASHPROOF. Send only \$1.

MAGIC DARNING KIT

Includes over 100 Soft Knit Darns in wide assortment of colors and Darning Knob.

\$1.00

PLASTI-STITCH, INC., Dept. W-6, 70 E. 45th St., N. Y. C. 17



EARN EXTRA MONEY Now!

Show Name-in-Gold Gifts!

Friends buy on sight! Smart EXCLUSIVE Gold-Stamped Playing Cards, Napkins, \$1 Name-Imprinted Stationery, others. Just show FREE Samples—pocket big profits! Also 100% profit on newest All-Occasion Greeting Cards. Make \$50 on 100 Boxes! Full line. No experience needed. Get Assortments on approval. Imprint Samples Free.

HERALD GREETINGS, 1702 Payne Av., Dept. F-10, Cleveland 14, Ohio



FREE TO ALL WHO NEED MONEY

I'll help you get extra cash to fill your pocketbook—to live on. Supply my food and household products to regular customers. No previous experience or capital needed. I'll send FREE an assortment of fine, full-size products to test and show. Start near your home, full or spare time. Gift premiums, big monthly premiums. Rush your name and home address today for free outfit. Hurry!

BLAIR, Dept. 488HA, Lynchburg, Va.

LOOK YEARS YOUNGER!

Ladies, if your skin is dry, lined, wrinkled or marred by brown blotches, learn amazing facts.

Send For FREE BOOK ON SKIN PROBLEMS

Wonderful method for regaining a glowing youth-like complexion. Send no money. Write today for Free Book



SIBYL DRAKE, 1111 Grand, Dept. Q, K. C. 6, Mo.

**NEW
EASY
WAY TO**

MAKE \$75 EXTRA CASH

Many make \$75 or more Extra Cash the very first month. No Selling experience needed. Be a RAMODE representative. Just show friends, neighbors, fellow workers colorful Ramode 1952 Everyday Cards, Easter Cards, Gift Wrappings, Stationery, Personal Notes and Twintone Miniature Cards. Ramode items SELL THEMSELVES. Have EXTRA MONEY and friends who THANK YOU for showing them such superb values. Get Samples on Approval. Send post card. Ramode Greetings, Dept. A-7, 7 Hovey Avenue, Cambridge 38, Mass.

Some Knitting Tips

If you do not have a regular yarn winder, a cabinet drawer makes a good substitute. Just pull it out and wind the yarn without removing the contents, or needing the assistance of another person.

You will find a tape or rule unnecessary if you mark your knitting needles in inches and fractions. You may scribe the lines or use fingernail polish.

A ball of yarn is easy to handle if slipped over a curling iron (the kind we used to use for kinks). Clamp the iron to your dress or chair; this forms a reel around which the ball rotates as yarn unwinds.

When knitting a sweater with sewed in sleeves, it is much easier if you will use two balls of yarn, knit both sleeves at the same time on the same needles. In doing this they will be identical as to length, increases and decreases.

When unraveling a knitted garment, wind the yarn around a quart milk bottle and dip it in water. The yarn will be free of kinks when it is dry and ready to use again.

If knitting must be put aside before a row is finished, clip a spring-type clothespin over the ends of knitting needles. Then there is no danger of unraveling. The clothespin may be kept handy in your knitting bag.

To straighten plastic knitting needles, dip them in hot water and roll on a table top. Then insert them in a piece of corrugated cardboard and allow to cool.

Slide a piece of rubber hose 4 or 6 inches long over the end of a bucket handle. Refasten the handle and the bucket is easier to carry.

Highlight party punch by placing small lighted birthday candles on lemon slices and floating them in the punch.

Reducing Specialist Says: **MOST ANY PART OF THE BODY WITH**
LOSE WEIGHT

Spot Reducer
Relaxing • Soothing Penetrating Massage

REDUCE Where It Shows Most

TAKE OFF UGLY FAT!

Don't Stay FAT—You Can LOSE POUNDS and INCHES SAFELY

without risking HEALTH

Take pounds off—keep slim and trim with Spot Reducer! Remarkable new invention which uses one of the most effective reducing methods employed by masseurs and turkish baths—**MASSAGE!** With the SPOT REDUCER you can now enjoy the benefits of **RELAXING, SOOTHING** massage in the privacy of your own home! Simple to use—just plug in, grasp handle and apply over most any part of the body—stomach, hips, chest, neck, thighs, arms, buttocks, etc. The relaxing,

soothing massage breaks down **FATTY TISSUES**, tones the muscles and flesh, and the increased awakened blood circulation carries away waste fat—helps you regain and keep a firmer and more **GRACEFUL FIGURE!**

Your Own Private Masseur at Home

When you use the Spot Reducer, it's almost like having your own private masseur at home. It's fun reducing this way! It not only helps you reduce and keep slim—but also aids in the relief of those types of aches and pains and tired nerves that can be helped by massage! The Spot Reducer is handsomely made of lightweight aluminum and rubber and truly a beautiful invention you will be thankful you own. **UNDERWRITERS LABORATORY APPROVED**



TRY THE SPOT REDUCER 10 DAYS FREE IN YOUR OWN HOME!

Mail this coupon with only \$1 for your Spot Reducer on approval. Pay postman \$8.95 plus delivery—or send \$9.95 (full price) and we ship postage prepaid. Use it for ten days in your own home. Then if not delighted return Spot Reducer for full purchase price refund. Don't delay! You have nothing to lose—except ugly, embarrassing, undesirable pounds of **FAT**.

MAIL COUPON NOW!

SENT ON APPROVAL

**SPOT REDUCER CO., Dept. E-876
318 Market St., Newark, New Jersey**

Please send me the Spot Reducer for 10 days trial period. I enclose \$1. upon arrival I will pay postman only \$8.95 plus postage and handling. If not delighted I may return SPOT REDUCER within 10 days for prompt refund of full purchase price.


Name

Address

City State.....

☐ **SAVE POSTAGE**—check here if you enclose \$9.95 with coupon. We pay all postage and handling charges. Same money back guarantee applies.

LOSE WEIGHT OR MONEY BACK



ALSO USE IT FOR ACES AND PAINS



CAN'T SLEEP:

Relax with electric Spot Reducer. See how soothing its gentle massage can be. Helps you sleep when massage can be of benefit.




MUSCULAR ACES:

A handy helper for transient relief of discomforts that can be aided by gentle relaxing massage.

Like a magic wand, the "Spot Reducer" obeys your every wish. Most any part of your body where it is loose and flabby, wherever you have extra weight and inches, the "Spot Reducer" can aid you in acquiring a youthful, slender and graceful figure. The beauty of this scientifically designed Reducer is that the method is so simple and easy, the results quick, sure and harmless. No exercises or strict diets. No steambaths, drugs or laxatives. Thousands have lost weight this way—in hips, abdomen, legs, arms, etc. The same method used by many stage, screen and radio personalities and leading reducing salons. The "Spot Reducer" can be used in your spare time, in the privacy of your own room. It is Underwriters Laboratory Approved! Two weeks after using the "Spot Reducer," look in the mirror and see a more glamorous, better, firmer, slimmer figure that will delight you. You have nothing to lose but weight for the "Spot Reducer" is sold on a

MONEY BACK GUARANTEE

Opportunities Knock



The charge for classified advertisements is \$1.25 a word payable in advance by check, cash or money order. All classified set solid, without display, leading, or blank space. All copy subject to publisher's approval. For clarity, please type or print your copy. Be sure that check, currency or money order accompanies copy. When figuring the number of words be sure to include name and address. For example: A. E. Smith, is three words.

AGENTS WANTED

"FOG-STOP" Windshield Cloth. Instantly removes blurry Mist, Frost, Sleet, Snow. Stops windshield fogging. Samples sent on trial. Kristee 140, Akron, Ohio.

GENUINE FUR Coats, Capes, Jackets. Lowest prices. Free wholesale catalog. HMJ, 150-X W. 28, NYC.

BE A MONEY MAKER—Use your home as magazine headquarters. Liberal commissions. No experience—No capital needed. Everything furnished. Write for Free Catalog. McGregor Magazine Agency, Dept. 710, Mount Morris, Ill.

ALL-OCCASION Greeting Cards that are such terrific sellers all you have to do is show them. 21 boxed sell for \$1.00. Over 100 other wonderful boxes including Birthday, Get-Well, etc. Profits to 100% plus bonus. Write for free samples. Kit on approval. Regal Greeting Card Co., Dept. 45, Ferndale, Michigan.

"DRY" WALLPAPER CLEANER. No messy liquids. No sticky "dough." Simply wipe wallpaper, painted walls. Samples sent on trial. Kristee 141, Akron, Ohio.

ART, ART SUPPLIES

STENCILS FOR Textile Painters—Now available, especially designed shaded stencils with complete pattern printed on each sheet of stencil set. Many designs to decorate towels, curtains, ties, blouses, pillowcases, etc. Send 25c in coin for sample stencil set, directions for painting and illustrated catalog. Aluminum Art Products, 225 W. 8th Street, Kansas City 6, Mo.

ARTIFICIAL FLOWERS, SUPPLIES

BIG PROFITS. Make fast-seller chenille monkey trees, holiday flowers, dolls. Literature free. Velva, Bohemia 27, NY.

BABY CHICKS

SMITH'S MOTHER NATURE Brooder, Plans and Heater \$4.95. Takes place of \$60 Brooder house, \$10 brooder. Over 250,000 satisfied users. Each unit broods successfully, safely, up to 150 chicks 6 to 8 weeks old on one gallon of kerosene weekly. Information free. J. A. Smith Company, Box 77-A, 2241 Gravois, St. Louis, Missouri.

BEADS

BEADS: All kinds. Send stamp for New Necklace designs. Imperial Bead Co., W1905 Marmion Ave., New York City 60.

BUSINESS OPPORTUNITIES

WHY NOT MAKE Extra Dollars repairing zippers? Excellent profits, uncrowded field. Details free. Texas Specialty Co., 204-WB Texas, Texarkana, Texas.

MONEY in new greaseless doughnuts. Start in kitchen. No smoke. Sell stores. Free recipes. Arthur Ray Co., 3605 South 15th Ave., Minneapolis 7, Minnesota.

FABULOUS EARNINGS — Fascinating pastime. Growing Genuine, living miniature (Ming) Trees. New sensational Business or Hobby. Astounding information Free. Dwarf Gardens, Box 355G, Briggs Station, Los Angeles 48, Calif.

INVISIBLE REWEAVING—big profit, big demand, easy-to-learn low-cost complete course—nothing else to buy, ever. Details free, write today. Fabricon, Dept. FF-4, 8342 S. Prairie Ave., Chicago 19, Ill.

MANUFACTURE YOURSELF: Cleaners, Polishes, Cosmetics. Catalog Free. Kempico, Parkridge, Ill.

INVISIBLE REWEAVING. Men—Women. Instructions shipped for no-risk examination. \$5.00 hour spare-full time. Reweave burns, tears, moth-holes like new at home. Free details. Skilweave, 1717-HX Westwood, Los Angeles 24.

EARN MONEY EVENINGS, copying and duplicating comic cartoons for advertisers. Adservice, Argyle 17, Wisconsin.

TO \$35.00 WEEKLY. Spare Time, Home Operated Mail Order Business. Successful small "Beginner's" Plan. Everything Supplied. Lynn, 5710-W Bankfield, Culver City, Calif.

WIN CASH, CARS in prize contests! Write for copy filled with current Contests, winning hints and tips. Send only 30c. Write Contest Digest, Dept. 54-A, P.O. Box 2266, St. Louis 9, Mo.

START YOUR OWN Mail Order Business with hundreds of live repeat hobby-craft items. No stock to carry. We pack and ship for you. Free details. Write Dept. E1, Mail Order Service, 845 S. Wabash, Chicago 5.

CHINA PAINTING

HANDPAINT ROYAL CARLTON fine translucent China. Free Catalogue. Jerome Levy Company, Dept. W, 1310 Santee St., Los Angeles, Calif.

CORSAGE MATERIALS

FLOWER ARRANGER'S Supplies. House Plant Helps. Wedding Accessories. Gift Suggestions. Unusual Books. Complete Kits. Free Catalog. Floral Art, Dept. XW, Teaneck, N. J.

DRESDEN CRAFT

SEND 25c for new 1952 illustrated Dresdencraft catalog. 100's of new items. Featuring Mrs. Helm's paints and instruction books. Klosterman's, 954 Arcade Ave., St. Paul, Minnesota.

EARTHWORMS

\$200 MONTHLY. Raising Earthworms, Backyard. Booklet 25c. Marvin Dickman-1, Willow Springs, Mo.

FASHION DESIGNING

DESIGN SMART Fashions for yourself or others. Fascinating, profitable field. Learn at home in spare time. Practical basic training. Sound "learn-by-doing" method. Write for free booklet. National School of Dress Design, 835 Diversey Parkway, Dept. 1191, Chicago 14, Ill.

FEMALE HELP WANTED

FREE SAMPLES, and amazing plan, giving you gorgeous Dress without penny cost. Rush name today with dress size. Harford, Dept. G-235, Cincinnati 25, Ohio.

COSMETICS by Madeline add to your family income, full or part time. High earnings. Phil Products, Box 589, Evanston, Ill.

MAKE BIG Money Giving Plastic Parties. No experience necessary. We show you how. Write for Free details. Princess Plastics, Dept. WB523, 2722 LaSalle, St. Louis 4, Mo.

ABSOLUTELY FREE! Big package actual sample fabrics and style presentation of dresses, lingerie, hosiery, etc. Take orders. Commissions big. Send no money. Melville Co., Dept. 6629, Cincinnati 25, Ohio.

FREE Plastic Apron to all who answer this ad. We want to show you how you can make really big money selling Plastics by using our sensational Party Plan. Apron and details sent immediately. No obligation. Send postcard today. L & M Company, Dept. 15-A, 510 St. Charles, St. Louis, Mo.

FREE TO WOMEN who want extra money—Rush name for Three issues of America's greatest extra-money-opportunity magazine. Hundreds of easy, pleasant ways to make money, spare time without experience or investment. Everything free, write now. Opportunity, Dept. 50, 28 E. Jackson Blvd., Chicago 4, Ill.

SELL FINEST NYLON hosiery Guaranteed against everything, snags, runs, holes. Demonstration kit Free to you with actual sample stocking. American Mills, Dept. 393, Indianapolis.

MAKE MONEY calling on friends. Show nationally advertised Greeting Cards—new All-Occasion Assortment and laugh-packed Barrel-of-Fun. Also sensational Pinafores & Parasols Personal Notes. All three dollar sellers. Up to 50c profit for you. Big line, includes Gift Wrappings, Stationery, Gift Items, etc. Get Three assortments on approval. Write Wallace Brown, 225 Fifth Ave., Dept. G-4, New York 10.

YOUR PERSONAL LINGERIE free as bonus—extra cash besides—introducing sensational Curve-Tailored idea to friends. Outfit free. World's-Star, Dept. F-79, Grand Rapids, Michigan.

WOMEN earn money at home. Sew our ready cut "Rap-A-Round." Easy—profitable. Hollywood Mfg. Co., Dept. V, Hollywood 46, Calif.

MAKE MONEY introducing world's cutest children's dresses. Big selection adorable styles. Low prices. Complete display free. Rush name. Harford, Dept. G-2341, Cincinnati 25, Ohio.

FIGURINES

JENSEN'S FIGURINES, 512-514-516 Cedar Ave., Minneapolis, Minn. Send 50c for large photo illustrated catalog containing complete painting instructions.

ILLUSTRATED FIGURINE PAINTING Instruction Book. Hundreds photolisted Plaster, Rock-O-Stone-Bisque items. Remit \$1. Mail Order Service, 845 S. Wabash, Chicago 5.

HOBBIES

LEATHERCRAFT, Copper tooling, textile painting, many other crafts. Big free catalog shows everything you need. Kit Kraft, 7377 Melrose, Hollywood 46, Calif.

LEATHERCRAFT For Pleasure or Profit. Make easy-to-assemble purses, belts, gloves, woolskin toys, 100 other items for gifts or to sell. Send 10c today for big catalog. Largest Leathercraft stock in U. S. J. C. Larson Co., 820 S. Tripp, Dept. 1294, Chicago 24.

HOME SEWERS WANTED

SPARE TIME Money! Sew neckties from special patterns. You make them—we sell them! Toni Ties, 170 E. Butler, West St. Paul, Minnesota.

WOMEN—With Sewing Machine. Possible to make \$4.00-\$12.00 daily. Fast, Easy. Be ready to Sew for spring business. Send 25c to cover cost of folders and working details. Liebig Industries, Beaver Dam 5, Wisconsin.

SEW! Earn at home with our patterns, materials, complete directions. No selling; we buy for Cash. Write at once to Wilson Ties, 402 S. Main, Stillwater 10, Minn.

INSTRUCTION

HIGH SCHOOL—No Classes. Study at home. Spare time. Diploma awarded. Write for Free Catalog HAW-5, Wayne School, 2527 N. Sheffield, Chicago 14, Ill.

OIL COLORING PHOTOGRAPHS can be a fascinating hobby or profitable sideline for those with artistic talent. Learn at home. Easy simplified method. Send for free booklet. National Photo Coloring School, 835 Diversey Parkway, Dept. 1192, Chicago 14, Ill.

JEWELRY & FINDINGS

RHINESTONES, jewelry settings, cameos, sequins, beads. Send 10c for Illustrated Catalog. J & M Novelties, Dept. CA-2, Griffith, Ind.

NEW CATALOG lists over 5000 styles! Gold plated jewelry supplies, Rhinestones, Pearls, etc. Complete details, only 10c. Barry's 47-14 Branford Place, Newark 2, N. J.

LEATHERCRAFT

HAVE FUN! Make Money! "Working with Leather," 64-page booklet tells how. Send 25c for copy. Free gift if you mention this magazine. Valuable information included. No foreign orders. Wilder & Company, 1031 Crosby, Chicago 10.

OUR BIGGEST Leather and Craft Catalog yet! 1000's of items. Send 25c (refunded with 1st order). Russo Handicraft Supplies, Dept. 1B, 245 S. Spring, Los Angeles, Calif.

FREE—NOW READY—Our large new illustrated catalog of leathercraft supplies for the craftsman. Write for yours now. Nicewarner Leather Company, "Craft Division," Dept. B, 14-16 E. Chestnut St., Columbus 15, Ohio.

LEATHERCRAFT—Everything needed by beginners, advanced hobbyists and professional leatherworkers. Largest stock of supplies in U. S. Moderate-priced tooling leathers, top quality calfskins, tools, supplies, kits. Send 10c for Big Catalog. J. C. Larson Co., 820 S. Tripp, Dept. A94, Chicago 24.

MISCELLANEOUS

500 Name Address Labelettes. \$1.00. Schiller, 530 Dunloe, Pittsburgh 12, Penna.

OUTDOOR TOILETS, Cesspools, Septic Tanks cleaned, deodorized with amazing new product. Just mix dry powder with water; pour into toilet. Safe, no poisons. Save digging, pumping costs. Postcard brings free details. Burson Laboratories, Dept. H-82, Chicago 22, Ill.

OUTDOOR TOILETS CLEANED, Deodorized! Cut digging, pumping, moving costs. Safe, economical. Details Free. Wilmette Farm Supply, Dept. 85, Wilmette, Ill.

YOU CAN ENTERTAIN with Chalk Talks. Catalog 10c. Balda, Trick Cartoonist, Oshkosh, Wis.

MUSIC, MUSICAL INSTRUMENTS

ELECTRIC GUITARS, amplifiers, wholesale. Free Catalog. Carvin WB, Baldwin Park, Calif.

NURSES TRAINING SCHOOLS

PRACTICAL NURSING—Learn Easily at home, Spare Time. Big demand, good earnings. High School not necessary. Write for free facts. Wayne School, Dept. EY-7, 2525 Sheffield, Chicago 14, Ill.

MAKE UP to \$45-\$55 Week as a Trained Practical Nurse! Learn quickly at home. Booklet free. Chicago School of Nursing, Dept. M-11, Chicago.

OF INTEREST TO WOMEN

WOMEN: Turn spare time to cash. Easy, Pleasant work. Screen-Art Service, Stillwater 9, Minnesota.

CHAIR CANE. Genuine. Plastic. Samples. Catalogue Dime, Instructions 25c. Seat Weaving Book \$1.15. Fogarty's, Troy 5, N. Y.

MAKE MONEY Sewing At Home. Part or full time. We instruct. Write Jud San Products, 518 E. 105th St., Dept. W, Cleveland, Ohio.

FREE COSTUME JEWELRY Catalog. Materials and directions to make sparkling Jewelry; It's inexpensive—fast—easy! Write Dept. G, Herrschner Needlecrafts, 35 S. Wabash, Chicago 3, Illinois.

CROCHETERS, HANDWORKERS: Want to sell to shops? Send postcard for free information. F. Schramm, 3118 N. Sawyer, Chicago 18, Ill.

YOU can get 800,000 articles wholesale, direct from manufacturers. Big Discounts! You'll save money by buying direct. Send for your Free copy of, "Where To Buy It Wholesale." KeeKal, Dept. W-152, Kalamazoo 9, Michigan.

OLD COINS WANTED

\$10.00 EACH for certain Lincoln pennies, Indian-heads \$50.00. Send dime for catalogue listing prices paid. Lincoln Coin Company, Elkhart 18, Ind.

WE PURCHASE Indianhead pennies. Complete all-coin catalogue 20c. Fairview, 277 Broadway, New York 7.

OLD GOLD & JEWELRY WANTED

HIGHEST CASH Paid For Old, Broken Jewelry, Gold Teeth, Watches, Silverware, Diamonds, Spectacles. Free Information. Satisfaction Guaranteed. Rose Smelting Company, 29-WB East Madison, Chicago.

WATCHES WANTED. Any condition. Also broken jewelry, spectacles, dental gold, diamonds, silver. Cash sent promptly. Mail articles or write for free information. Lowe's, 1 Holland Bldg., St. Louis 1, Mo.

PHONOGRAPH RECORDS

RECORDS: Guaranteed new latest Hillbilly, Pops, Blues, Spirituals low as 4 for \$1.00. Free Catalog. CE Mailorc, 570 N. Gay Street, Baltimore, Maryland.

PHOTOS, COLORING, FINISHING

ONLY 25c for 8 beautiful enlarged prints from your roll or negatives. (Trial Offer). 16—50c. Quick Service. Willard Studios, Box 3535A, Cleveland, Ohio.

OIL COLORING photographs can be a fascinating hobby or profitable sideline for those with artistic talent. Learn at home. Easy simplified method. Send for free booklet. National Photo Coloring School, 835 Diversey Parkway, Dept. 1191, Chicago 14, Ill.

SENSATIONAL INTRODUCTORY Offers! Send snapshot or negative, this ad and 10c. We'll send beautiful 7" x 5" enlargement. Or, Kodak roll developed and printed—with this ad—only 25c, or 8 Giant prints from roll 30c. Reprints from negatives, regular size, 4c each or 8 for 25c; Giant size 5c each or 6 for 25c. This ad must accompany order. Immediate delivery. Free mailers. American Studios, Dept. 17, LaCrosse, Wisconsin.

PIANO ROLLS

NEW PLAYER Piano Rolls. Susie Ketchum, Box 1058-B, Springfield, Ill.

PLASTICS

NEW LIQUID Plastic. Clear, colors. Cast without heat. Embed flowers, insects, coins. Saw, drill, carve. Send 25c for Wholesale Catalog and New Sales Manual showing how to make money at home. Castolite, Dept. A-135, Woodstock, Ill.

SALESMEN WANTED

ANYONE CAN SELL Hoover DuPont Nylon Uniforms for beauty shops, waitresses, doctors, nurses, others. In white and colors. Exclusive styles. Top quality. Low Priced. Exceptional income. Real future. Equipment free. Write fully. Hoover, Dept. A-115, New York 11, N. Y.

MAKE MONEY with fast-selling Bostonian Shirts. Blouses too. Spare time, full time. Sales Kit Free. Bostonian, 89 Bickford, Dept. M-73, Boston 30, Mass.

STAMP COLLECTING

FREE! Beginner's Sample Assortment! With lists! Hartford Stampmart, Hartford 1, Connecticut.

FREE! BIG United States Catalog! Invaluable guide and check list. Hundreds of illustrations. Harris & Co., Boston 17-F, Mass.

FREE! "Carnival" Packet of midget, giant, other "freak" stamps—yours with bargainful, temptingly-different approvals. Niagara Stamp Company, 182 Queensway, Niagara-on-the-Lake, Canada.

WEAVING SUPPLIES

HUCK WEAVING Bag Paks-Handworked Patterns, etc.—\$2.75. Busy Weavers, Farmington, Maine.

WEAVERS—Write for low prices—carpet warp, rug filler, looms, parts, inexpensive beam counter. If you have a loom, give make and width please. Or. Rug Company, Dept. 1249, Lima, Ohio.

WOODEN PLATES

SEND ONLY 10c for illustrated folder of unfinished wooden plates, bowls, etc. Instructions for finishing included. Klosterman's 954 Arcade, St. Paul, Minn.

YARN

YARN: FREE samples & Directions. All wool knitting & Rug Yarns, Patterns & Frames. Lowest prices. Buy direct. Bartlett Yarn Mills, Box 44, Harmony, Maine.

Stitching Names on Shirts

Jennie A. Russ

Without any planning, Mr. and Mrs. Clinton Pollard of Michigan City, Indiana, found themselves with a business that was full grown almost from the start.

Both Mr. and Mrs. Pollard are members of bowling teams and one evening one of their fellow bowlers said: "It's too bad we have to send away to have our names stitched on our shirts. There should be someone here who could do that." Mrs. Pollard had seen the new sewing machines that "do everything," and thought she would like to try. She bought a machine and some thread and practiced until she became familiar with the operation of the machine, and then started on the shirts. The members of the teams were delighted with them, and when other teams saw the new names on the shirts they wanted some like them, and orders began to come in faster than they could be filled.

Then outsiders saw the shirts and wanted their names written on their uniforms and shirts. Orders poured in and Mrs. Pollard worked all day and many nights on the machine, and Mr. Pollard, employed days, often had to

stay up late making stencils. The front room of the Pollard home has been turned into a work shop, and at extremely busy times the four Pollard children take over most of the household tasks.

Mr. Pollard draws the designs to be stitched, and when they have been approved, he makes a perforated paper stencil. Mrs. Pollard transfers this to the shirt backs with a special wax. Then the name or design is ready to be stitched. Mrs. Pollard does two kinds of work. One is stitching names on garments and the other is making various kinds of emblems or insignia for them.

Here is some of the work they have done: stitched names on uniforms for gas station attendants and truck drivers; stitched names on shirts for bowling, baseball, basketball and football teams; made insignia for life guards and coast guards; made cheer leaders' megaphone emblems, and athletes' letters and organization insignia. The Pollards also do a wholesale business with sporting goods stores. In fact, in less than a year they had to buy another machine and hire an assistant, and their business is still the only one like it in town.

The work is seasonal. That is, the demand for suit marking is heaviest at the beginning of a sport season. There are times when Mrs. Pollard works long hours and hard.

There are few shops outside of large cities equipped to do this kind of work but there are countless business and social organizations which would order such work if it were done in or near the home town. The work is not too monotonous since each lot of garments to be worked on, and the insignia, are all of different material, and the threads used are of different colors and size.

LARGE BUST

Complete Line of "Yuth-Bust" Bra Designs to fit and flatter your individual figure type.

Secret Inside Control Gives you a More Alluring Youthful Bustline INSTANTLY

Style No. 202 Adjustable Shoulder Strap Bra \$2.98.

Style No. 303 Bandeau Adjustable Strap Bra \$2.75.

Style No. 404 Bandeau Built-up Shoulder Bra \$2.75.



Style No. 101 Longline Built-up Shoulder \$2.98



WOMEN
Sizes:
34 to 52

COLORS:
NUDE
WHITE
BLACK



Self-Conscious about oversized spread out, sagging busts? Does your bustline make you look years older than you are? Both Longline and Bandeau styles of "Yuth-Bust" Bras have an exclusive patent pend. feature. Gives busts a bewitching separation. Style No. 101 and No. 202 Longline (pictured) also have SPECIAL V-CONTROL FEATURE of midriff support to help FLATTEN BULGING STOMACH; also girdle attachment hooks.

One of Our Many Satisfied Customers Below Says:
I've always had expensive bras made to order. But I could never get the satisfactory fit, style and attractive bustline for my full bust that your "Yuth-Bust" bra now gives me.

—Mrs. B. Haft, Norwalk, Conn.



BEFORE Mrs. Haft wore the "Yuth-Bust" Bra, she looked tired, older, matronly and heavier because of her large, spread out bust.

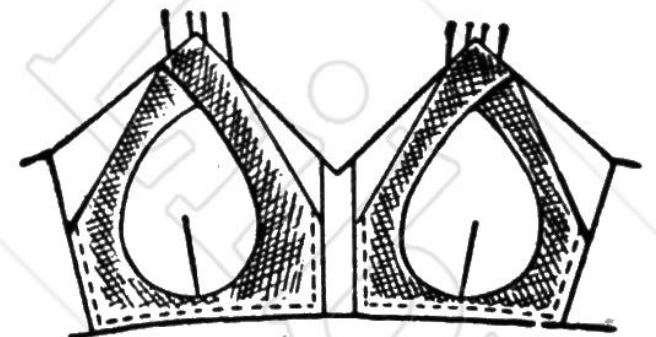


AFTER she wore "Yuth-Bust" Bra, her glamorous bustline permitted her to wear youthful, smart style clothes and go places with her husband.

Look Slimmer and
Years Younger

Light and comfortable—yet firm! Built-up shoulder straps of bra fabric. Simple adjustments. Excellent durable fabric—easy to wash.

SECRET INSIDE CONTROL helps correct your individual bust problem!



Illustrated are some of the large bust types who can be helped.

FREE 10-DAY TRIAL COUPON!

TESTED SALES, Dept. CL-13B1A
296 Broadway, New York City

Rush to me my "YUTH-BUST" BRA in plain wrapper in style, size and color checked below. I will pay postman on delivery price plus postage. If not delighted in 10 days, I will return merchandise for my money back.

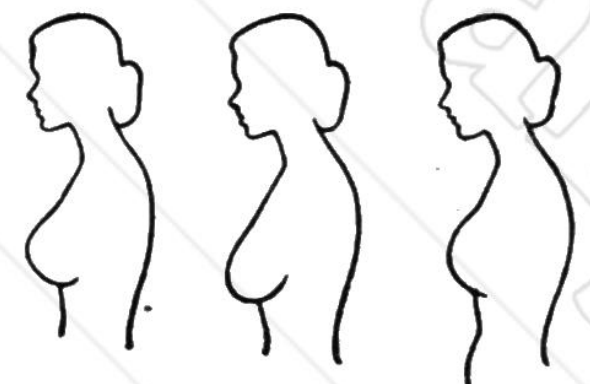
Style	Size	Color	How Many
No. 101 \$2.98			
No. 404 \$2.75			
No. 202 \$2.98			
No. 303 \$2.75			

NAME _____

ADDRESS _____

City, Zone, State _____

☐ Check here if you wish to save postage by enclosing price with coupon. Same money back guarantee.



Special patent pend. bust molding feature on inside of all styles lifts, supports and cups large busts into the smaller youth alluring shape you want, whether they are extra large, spread out or sagging.

Knitting For Tots

Kay Bowe

For those who like to knit, the mere act of turning out a well-made sweater or a pair of gloves is just the beginning! A hobby of needlework may begin to occupy more and more of your time, encroaching on other activities to the point that your hobby of knitting can become a profession. That's what happened to me!

"You ought to go into business!" I was told by friends who saw the hand

knits I made for the babies at the New York City Foundling Hospital. It was an idea! I pursued it; and have since built up a flourishing home business that keeps me busy and gives me enough profit to afford many of the little luxuries that make daily living more pleasant. I had read enough about home businesses to know that the first and most important move is to pick an item to sell that will be in great de-



Demonstration Kit **FREE** to YOU with Actual Sample Guaranteed STOCKING

**3 Pairs GUARANTEED 3 MONTHS
Against SNAGS, RUNS and HOLES**

YOU'LL BE AMAZED to see how easy it is to make a lot of money in your spare time introducing sensational new kind of GUARANTEED hosiery made of genuine **DuPONT NYLON**. That's why we'll send you this elaborate presentation with actual sample stocking **ABSOLUTELY FREE!** Just imagine the welcome you'll get from friends,

neighbors, and everyone else in your community when you say, "**Here are nylons absolutely GUARANTEED for 3 whole months—or new nylons FREE!**" You'll find a big demand everywhere for these beautiful sheer stockings that cost so little to buy, and wear so much longer than ordinary hosiery. Customers save many dollars on their yearly hosiery bills. Taking orders for these stockings direct from our big Hosiery Mills will be the most enjoyable way to earn extra money you ever found! You make a fine profit on every pair and get your money in advance. You don't need one minute of experience to turn your spare time into cash—Money to help pay the cost of living...to put in the bank...and pay for the many things you would like to have.

**SEND NO
MONEY**

... Get this fine big Demonstration Kit **FREE** with actual sample stocking by mailing coupon today.



**Mail Coupon for
FREE KIT ...CONTAINS
EVERYTHING**

Just mail this COUPON, and see the big Demonstration Kit we'll send you **FREE** to get you started fast on the way to fine earnings! This Kit contains actual sample stocking and Demonstrators for our complete line of famous Yours-Truly Hosiery in all weights and sizes. Send no money! **BUT RUSH THIS COUPON TODAY!**

**AMERICAN HOSIERY MILLS
DEPT. C-26**

INDIANAPOLIS 7, IND.

**AMERICAN HOSIERY MILLS, Dept. C-26
INDIANAPOLIS 7, INDIANA**

Send me **ABSOLUTELY FREE** the big Demonstration Kit with actual sample **GUARANTEED NYLON STOCKING**, so I can start making extra money at once. I am not obligated in any way.

Name _____

Address _____


City & State _____ Hose Size _____

mand. A walk down Main Street convinced me that something for babies should always find a market!

Experience has taught me that the over-all profit on a tiny item far exceeds that of, say, a bedspread which takes months to make. So if you are thinking of going into business stick to small items—inexpensive in time as well as materials used. The baby booties pictured here were designed with a gift market in mind. Babies, like time and tide, go on forever and the demand for something to take to a new baby holds up throughout the year. So booties or caps or sacques for babies are items worth considering for

imaginative knitters who want to make some extra money.

Once I decided that it would be booties I would sell, I spent several hours making various styles with an assortment of decorative trimming. It is the trimming that makes or spoils your product—so remember, leave off the gingerbread. Simplicity is the hallmark of good taste. When I was certain the design for the booties was entirely satisfactory I bought soft, three-ply yarn in pink, blue, white, and yellow. You will find these are the popular baby colors. I bought a few skeins of embroidery cotton; and then went to work.



Kay Bowe has found that attractive packaging adds to the sales appeal of any handmade article. Not only do these transparent plastic boxes have eye-appeal, they also keep the knit booties fresh and clean.

Please give us six weeks notice for change of subscription address when you move.

It is necessary to find time-saving devices to speed up production when you are making things in quantities. I find it wise to work along in sequences, like factory workers. I make the bootees in the following steps: (1) Do the actual knitting of at least six pairs. (2) Embroider the French knots and little leaves on the cuffs of the bootees. (3) Sew sole and back seams. (4) Crochet necessary number of tie strings and make pompons.

As I was knitting the first few pairs of bootees I thought about ways in which I could package them. I was definitely making the bootees to be used as gifts, and packaging a gift product is very important. Two essentials must be considered—protection and eye-appeal. I wanted a box that would keep my bootees clean and unhandled, and yet let them be seen by the buyer. I wanted the package to be something special and have a little more eye-appeal than is found in the run-of-the-mill items. For that reason I decided on a round transparent plastic box 3 inches in diameter. Prospective buyers could see what they were getting in such a box—yet the bootees themselves would remain fresh and clean. It was easy to find a dealer in boxes in the classified telephone directory. It wasn't even necessary to go see the man. Over the phone I told him what I wanted, he said he had a box in stock, and two days later the postman arrived with my order of six dozen boxes. These cost me 10 cents each; but I get at least 25 cents more per pair on the bootees because of the box so it was a sound investment!

When I had a dozen pairs of bootees made and tucked snugly in their little glass houses, I went off to a neighborhood gift shop, carrying with me one pair in each color as a sample. I had set a price of \$1.50 per pair for the



Amazing NU-YUTH HIDEAWAY BRA

Now large bust women can have a new, shapely breast loveliness. Look youthful easily trim in your new hide-away NU-YUTH BRA. This wonderful NEW bra design permits you to hide away the "extra" in both bosom and tummy. In seconds look **SLIMMER... YOUNGER... MORE ATTRACTIVE**. Say goodbye to the sagging, heavy, wide bust. Amazing new magic laced midriff gives you custom-made comfort and fit...lets you regulate your own size...made of miracle-wear, super-carded, pre-shrunk broadcloth with strain-resisting custom stitching for extra comfort and long wear. **SIZES 34 to 52—B, C, D cups. Wear 10 days free... RUSH COUPON!**

Most Flattering
Full Length Bra
Ever Created.

1. Special design control cups, for maximum support and youthful separation.
2. Exclusive, adjustable midriff gives custom-made fit. Does away with unsightly "tires" without binding and discomforts. No ridges in flesh.
3. V-Shaped, elasticized inserts breathe right with you.
4. Ingenious figure control fasteners make it easy to put on or take off.

SIZES
34 to
52



**Reduces Large
Appearance
in Seconds**

Adjust NU-YUTH only
to contour you **\$2.98**
want

The S. J. Wegman Co., Dept. A-20
836 Broadway, New York 3, N. Y.

Send my "NU-YUTH" Bra by return mail. If I am not 100% delighted I'll send it back in 10 days for full purchase price refund.

How Many? _____ (2 for \$5.85)

Bust size _____ Cup size _____

☐ Send C. O. D. I'll pay postman \$2.98 plus postage.

☐ Enclosed find \$2.98. S. J. Wegman Co. will pay postage.

NAME _____

ADDRESS _____

NOW, IT'S EASY TO KNIT ARGYLES



No more tangled yarn . . . each thread slides through clear plastic tube right onto your needles. Send today for Yarn-Apart for perfect Argyle and pattern knitting.

Set of 5 Spools and Tubes, only \$1.50 postpaid

Send Check or Money Order to

DOMINION SALES CO., Inc., 597 Fifth Ave., N. Y. 17

bootees. They cost me 35 cents for yarn, 10 cents for the box; total 45 cents. I felt the \$1.05 profit was a satisfactory compensation for the time used in making each pair. Good luck was with me that day! The manager of the shop was taken with the pompon tie strings I had used in place of the customary ribbon-ties. She liked the tiny, delicate-colored French knots I had made on the cuffs of the bootees. And the boxes delighted her; for they would simplify wrapping problems. She bought a dozen outright; and for the past year has reordered continuously. All of which was a happy beginning for me. I now sell the bootees to two out-of-town specialty shops, also; and to the gift shop in one of New York City's big hospitals. If you are going to feature babies' wear a very good outlet is a hospital gift shop.

There is a lot of fun in making money from your own creations. Get started now! Put a novel idea to work and watch it bring you revenue. Here are the directions for the bootees that started me off on a business career:

Requirements: (Infant size) Yarn: 1 ounce 3-ply baby yarn (makes two pairs). Needles: 1 pair number 3 single point.

Abbreviations: K (knit); p (purl); sts (stitches); O (yarn over); tog (together); sl (slip); moss st—k 1, p 1 across row, repeat this row.

Cast on 37 sts. Work 3 rows in moss st; then work pattern for cuff as follows:

Row 1: Moss st for 5 sts, * p 3, moss st for 9 sts, repeat from * and

end moss st for 5 sts.

Row 2: Moss st for 4 sts, * k 5, moss st for 7 sts, repeat from * and end moss st for 4 sts.

Row 3: Moss st for 3 sts, * p 7, moss st for 5 sts, repeat from * and end moss st for 3 sts.

Row 4: Moss st for 2 sts, * k 9, moss st for 3 sts, repeat from * and end moss st for 2 sts.

Row 5: Moss st for 1 st, * p 11, moss st for 1 st, repeat from * and end moss st for 1 st.

Row 6: Same as Row 4.

Row 7: Moss st for 3 sts, * p 3, k 1, p 3, moss st for 5 sts, repeat from * and end moss st for 3 sts. Work 3 rows in moss st.

Rib in k 1, p 1, for one row, p 1, k 1, next row, repeat these 2 rows for 8 rows. On next row form beading as follows: This row should begin with a k st. Rib for 2 sts, * O, k 2 tog, rib for 4 sts, repeat from * across row, end ribbing 3 sts. Continue in ribbing for 8 rows more.

Then sl first and last 13 sts on separate holders and work in moss st on center 11 sts for 20 rows. Pick up 12 sts along each side of gusset and pick up 13 sts from holders. Work even in moss st on 61 sts for 10 rows. Place a marker on center st, continuing in moss st, dec 1 st at each end of needle and dec 1 st on each side of center marked st every other row 4 times. Work 2 rows even. Bind off. Sew up back seam and across sole of shoe.

Cord: Crochet a chain about 14 inches long.

Pompons: Wind yarn about piece of cardboard $\frac{3}{4}$ inch wide 150-175 times. Run piece of yarn through center before slipping from cardboard. Tie securely in center and clip, then trim in shape of ball. Fasten pompon to each end of cord after it has been threaded through beading.

In the Future



There will be tatting directions for a lovely ruffle doily in a coming issue. When completed it measures about twelve inches in diameter.

You'll especially like the knitted baby sweater that is simple and easy to make. The design is worked in duplicate stitch, using embroidery floss.

In crochet you will find a doily made of small motifs. It could easily become a table scarf or runner, vanity or chair set, or even a tablecloth. Each motif is about one and one half inches square.


Also in crochet is a sunflower hot pad or hot plate mat. The model was worked in yellow and black.

The felt book mark can be made of scraps of felt you have around the house. Small white beads are sewn around the edge of the heart for added decoration.

DO YOU NEED MONEY?

\$40.00 IS YOURS


for selling
only 50 boxes
of our 300 greeting card line.
And this can be done in a
single day. Free samples.
Other leading boxes on approval.
Many surprise items.
It costs you nothing to try.
Mail coupon below today.




Deluxe Beauty
21-Card All-Occasion
Assortment



Razzle Dazzle
Comic All-Occasion
Assortment



Super All-Occasion
Matching Gift Wrapping
Ensemble



White Roses
Scented Decorated
Stationery Ensemble

CHEERFUL CARD CO.
Dept. BD-5, White Plains, N. Y.

Mail This Coupon Today =

CHEERFUL CARD CO.
Dept. BD-5, White Plains, N. Y.

Please rush samples and full details of your
money-making plan.

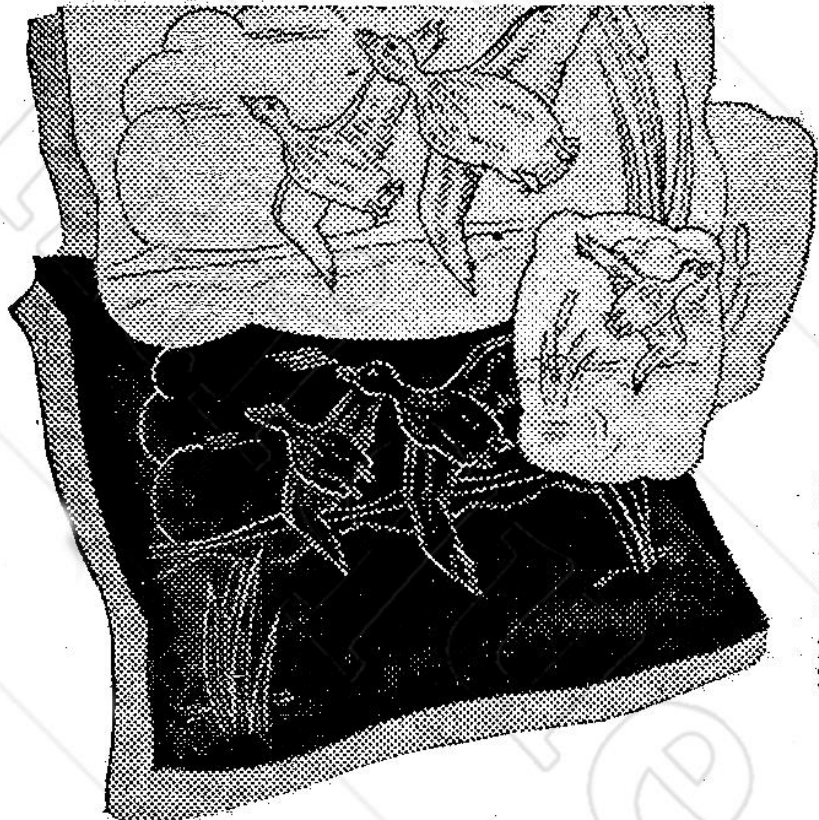
Name

Address

City State


**FREE
SAMPLES
PERSONALIZED
STATIONERY
and
NAPKINS**

POPULAR NEW ART NEEDLEWORK




WILD DUCK DESIGN. A colorful and sporty design especially created for the chair reserved for the man of the house. Three piece chair set stamped on Art Cotton or imported Oyster Linen, edges plain, to be hemmed. Matching 18x18 inch pillow top on sturdy Black Cotton Duvelyn.

27 K 851—Chair Set, Art Cotton.....35c
27 K 852—Chair Set, Linen.....47c
25 K 841—Pillow Top, 18x18.....29c




FLORAL DELIGHT. A delicately lovely design stamped for embroidery on your choice of White Art Cotton or imported Oyster Linen. Edges plain to be finished with Buttonhole-Stitching. 3-Pc. set.

27 K 861—Chair Set, Art Cotton.....35c
27 K 873—Chair Set, Linen.....44c



BUCK DESIGN. Another desirable, new and different embroidery design for 3 piece chair set and matching pillow top. Easy stitchery makes lovely additions to your home. Chair back set stamped on your choice of White Art Cotton or Oyster Linen. Pillow top on 18x18 in., Black Cotton Duvelyn.

27 K 853—Chair Set, Art Cotton.....29c
27 K 854—Chair Set, Linen.....44c
25 K 842—Pillow Top, 18x18.....29c



CROSS STITCH BASKET OF FLOWERS. Truly beautiful, easy cross stitch embroidery design stamped on firm-weave, White Art Cotton for 3 piece chair set; edges plain.

27 K 874—Chair Set, Art Cotton.....29c

SEVEN PIECE LIVING ROOM SET. The attractive Waterlily designed into an easy Cutwork and Satin Stitch matching 7-piece set on White Art Cotton or Oyster Linen. Set includes a 3-piece sofa set, one television or radio scarf and a 3-piece chair set. Edges plain.

36 K 1103—On Art Cotton.....1.00
36 K 1155—On Oyster Linen.....2.19

DERBY WINNER DESIGN. An extraordinarily popular design for 3 piece chair set. Stamped on Eggshell Art Cotton, edges plain. Instructions included, of course. An Aunt Ellen Special!

27 K 875—Chair Set, Art Cotton.....35c

KITTEN PILLOW TOP. Here's a delightful design featuring the traditional playful kitten. Stamped on 18x18 in. Black Cotton Duvelyn for easy and colorful embroidery. A perfect, nap-inviting idea for that special chair or sofa pillow. Complete directions included. special floss offer made with each kit.


25 K 844—Kitten Design, 18x18.....29c

HUNTING DOG DESIGN. One of the most popular designs we have ever offered! Clearly stamped on Eggshell Art Cotton to make a 3 piece chair set with easy embroidery. You'll love it!

27 K 876—Chair Set, Art Cotton.....35c

GOIN' FISHIN' DESIGN. A sportsman's idea of a perfect embroidery design. Stamped on 18x18 in. Black Cotton Duvelyn pillow top. Brilliantly colorful and finished with such easy embroidery work. Complete instructions. A perfect gift for the man who likes sports and comfort.

25 K 843—Fishin' Design, 18x18.....37c

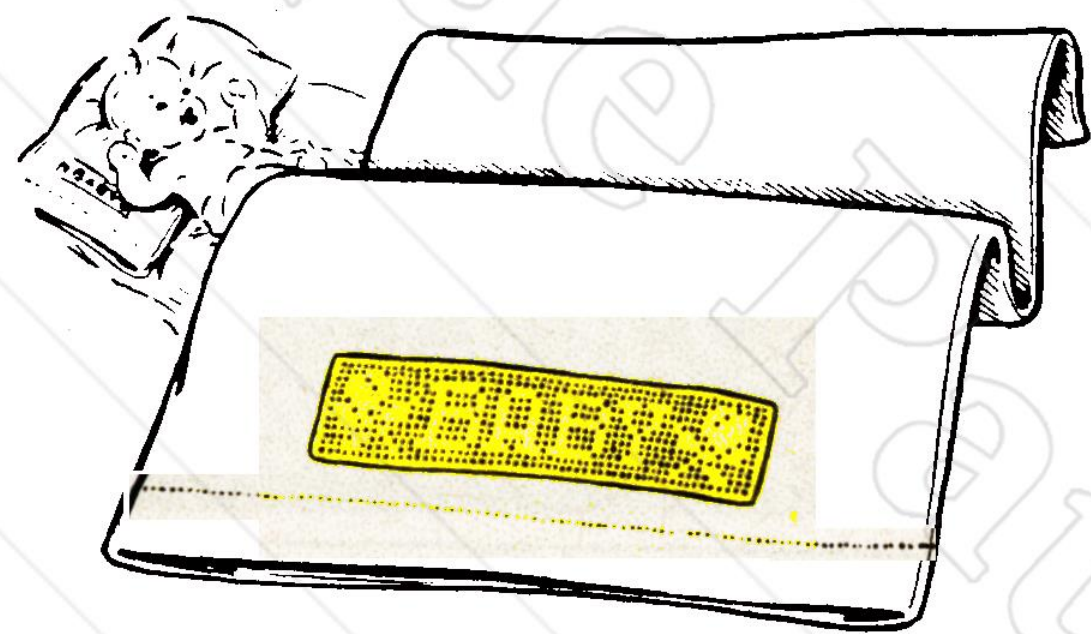


Send your order NOW! Postage Prepaid on cash orders \$5.00 or more. Build your order to \$5.00 and SAVE. C.O.D. orders accepted, send \$1.00 deposit with order. On arrival, pay postman balance plus postage and fees.

MODERN HANDCRAFT, 751 Handcraft Building, K. C. 16, Mo.

Crocheted Insertion for Baby

This pretty insertion could be used for sheets, pillowslips or a carriage cover. Pastel pink or blue would be pretty, or white with a colored edge. Size 30 mercerized crochet thread and a number 11 crochet hook was used to make the model. It measures about 8 inches long and 2 inches wide.



Abbreviations: Ch (chain); dc (double crochet); bl (block); sp (space); sc (single crochet); st (stitch); sk (skip).

Filet crochet is composed of sps and bls. Always count the sps and bls in the first row on chart or illustration and make a ch allowing 3 sts for each sp or bl, add 1 ch st to this total. To begin a row with a bl, add 3 sts, if it begins with a sp, add 5 sts.

4 dc over 4 sts of ch or previous row makes one bl, 7 dc makes 2 bls as 3 dc are added for each additional bl.

The open squares on the chart indicate sps, the checked squares indicate bls.

Starting at one end of insertion, ch 42.

Row 1: Dc in 8th st from hook,

(ch 2, sk 2 sts, dc in next st) repeated across ch (12 sps), always ch 5 to turn.

Row 2: Dc in dc, (ch 2, dc in next dc) repeated across row, turn.

Continue, following chart for design.

Edge: With colored or contrasting thread, (sc in each dc of row, 2 sc in each sp) around entire insertion, cut and fasten thread.

Pin insertion face down on a padded surface, steam and press dry through a cloth.

New Amazing Invention—"Magic Art Reproducer"
DRAW The First Day!
NO LESSONS! NO TALENT!
You Can Draw Your Family, Friends, Anything
From REAL LIFE—Like An Artist Even if You CAN'T
DRAW A Straight Line!



FREE! "Simple Secrets of Art Tricks of the Trade"
Easy illustrated guide on techniques, proportions, perspectives, shading, color, cartoons, human figures to add touches to "Magic Art Reproducer" drawings. Free with order.

SEND NO MONEY!
Free 10 Day Trial!

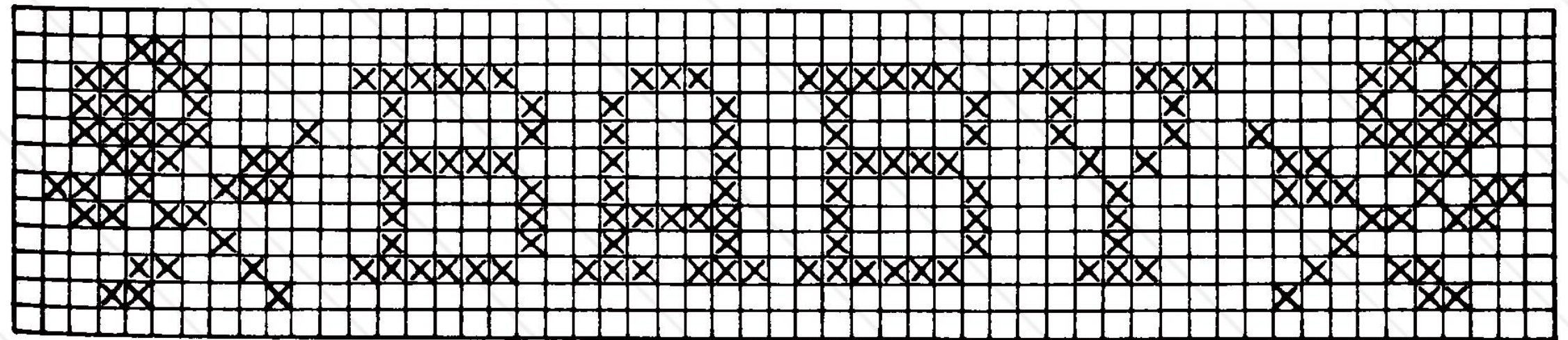
Send name and address. Pay postman on delivery \$1.98 plus postage. Or send only \$1.98 with order and we pay postage. Money Back Guarantee if not satisfied after 10 Day trial!

NORTON PRODUCTS, Dept. WB-52, 296 Broadway, N.Y.C.

ALSO EXCELLENT for EVERY OTHER TYPE of DRAWING!

- Human Figures
- Outdoor Scenes, landscapes, buildings
- Still life, vases, bowls of fruit, lamps, furniture, all objects
- Copy photos, other pictures, portraits, etc.
- Copy designs, decorations, etc., for needlework, crocheting, knitting
- Copy all cartoons.

Anyone can draw, paint, or sketch anything instantly—even if you can't draw! Anything you want to draw is automatically seen on any sheet of paper thru the "Magic Art Reproducer". Then easily follow the lines of the "picture image" with a pencil for an original "professional looking" drawing. Also reduces or enlarges drawing. Used on any table—indoors, outdoors! May help lead to profitable art career. Wonderful gift!




Filet Corner Handkerchief Trim

The model was made of a white linen handkerchief 9¾ inches square; the crochet portion was made of American Thread Company Star Tatting Cotton in white. One 60-yard ball is sufficient; use a number 13 steel Crochet hook.

Abbreviations: Ch (chain); dc (double crochet); sk (skip); sts (stitches); sps (spaces); bl (block); p (picot).

Filet Corner: Ch 41, dc in 8th st from hook, * ch 2, sk 2 sts of ch, dc in next st, repeat from * across row, ch 5, turn (12 sps).

Row 2: Dc in next dc, (ch 2, dc in



FAT GIRLS' DIET

and other practical proved ways to take off fat, sent to you by mail at special prices. Over 50,000 ordered by mail!

- 1. REDUCER'S FRENCH DRESSING.** A delicious FRENCH DRESSING for your salads and lettuce, that has no calorie content! Easy to make . . . delightful to eat!..... **25¢**
 - 2. WHY BE HUNGRY? EAT ALL YOU WANT** of foods listed in this valuable chart, and get as slim as you want . . . and STAY SLIM..... **25¢**
 - 3. THREE-DAY "MIRACLE" DIET.** An INFALLIBLE diet that insures the loss of at least a pound a day! Plenty to eat . . . it's the COMBINATIONS of foods: Can be repeated 3 days EVERY MONTH..... **25¢**
 - 4. FAST DE-HYDRATION DIET.** A world-famous dehydration diet to rid your body of excess liquid stored in the tissues **25¢**
 - 5. "SECRETS" TO SPEED REDUCING.** An invaluable aid to successful reducing. Important, "little things," discovered in 18 years' experience with overweight conditions.
- ENCLOSE COIN, MONEY ORDER OR CHECK. All five mailed to you for \$1 postpaid, in plain wrapper. Money-back guarantee. GIVEN: Weight and height chart.

RUTH PFAHLER, 1101 W. Main, Dept. 64E, Decatur, Ill.

DEAR MISS PFAHLER:

I am enclosing 25 cents (in coin) for each item checked. If I have checked ALL FIVE booklets, please send them all to me for ONE DOLLAR.

Please Print—Use Pencil

Name.....

Address.....



next dc) a sp made, (2 dc in next sp, dc in next dc) a bl made, 1 sp, 1 bl, 2 sps, 3 bl, 2 sps, ch 5, turn.

Row 3: 4 sps, 1 bl, 1 sp, 2 bls, 1 sp, 2 bls, 1 sp, ch 5, turn.

Row 4: 3 sps, 1 bl, 3 sps, 1 bl, 1 sp, ch 5, turn.

Row 5: 1 sp, 4 bl, 1 sp, 2 bl, 1 sp, ch 5, turn.

Row 6: 2 sps, 1 bl, 1 sp, 1 bl, 4 sps, ch 1, turn.

Row 7: Sl st over 3 open meshes, ch 5, 1 dc in each of the next 4 dc, 4 sps, ch 5, turn.

Row 8: 1 sp, 4 bls, 1 sp, ch 5, turn.

Row 9: 4 sps, 1 bl, 1 sp, ch 5, turn.



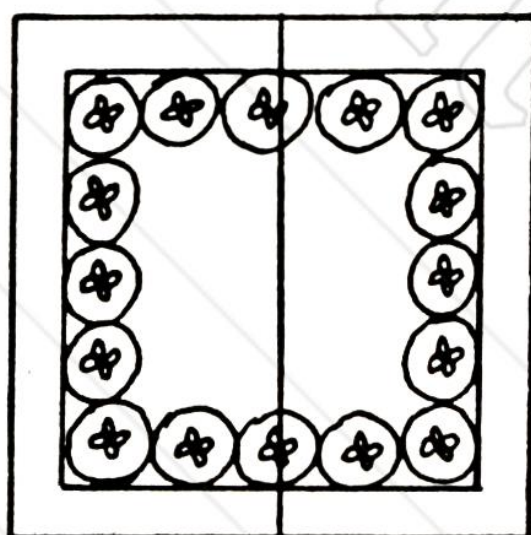
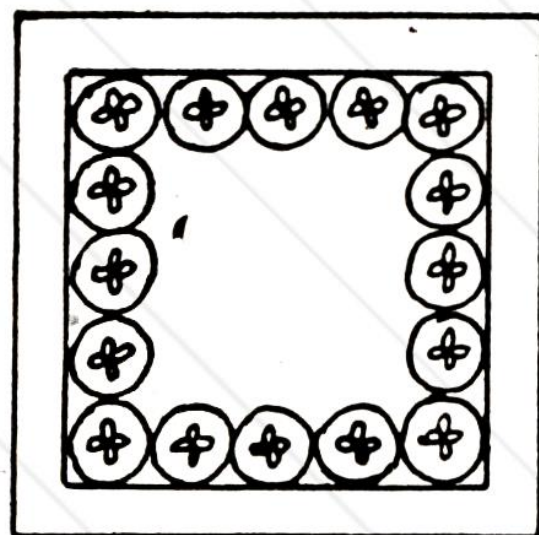
Row 10: 1 sp, 1 bl, 1 sp, ch 5, turn.

Rows 11, 12: 3 sps in each row.

Fasten off.

Work 3 more motifs in same manner. Baste one motif in each corner of handkerchief, then sew to handkerchief using a buttonhole st. Cut away material from underneath motif.

Edge: Attach thread in first sp of motif, 2 sc in same sp, (3 sc in next sp, ch 5, sl st in 5th st from hook for p, 2 sc in next sp) 4 times, work 3 sc, p, 3 sc in corner sp, (3 sc in next sp, p, 2 sc in next sp) 4 times, 3 sc in last sp, p, * make 4 sc over rolled edge, p, repeat from * along each side of linen working all filet corners same as first corner. A handkerchief with a hemstitched edge could be used, working the 4 sc of edge in the hemstitched sps.



LADIES
AID

Use two 14" handkerchiefs. Cut along dotted lines. Assemble as shown.



BEAU CATCHER

Courtesy of Ribbon Guild Co.

The Ribbon Baby Carriage Cover in December appeared through the courtesy of Ribbon Guild Co.

Hemstitching

Hemstitching is a popular type of ornamental needlework. One learns, through hemstitching, to arrange and group threads in interesting ways. In this type of openwork, the warp or woof threads are drawn from the fabric and the remaining threads are drawn

together by various stitches forming open patterns.

The various ways of grouping the threads and sewing over them with different stitches give many combinations of design. Hemstitching can be the sole decoration on an article or it can easily be combined with other types of embroidery.

The hem is usually turned to the wrong side; some people however may prefer to turn it to the right side. Contrasting thread may be used to work the hemstitching for added decoration.

For simple hemstitching, draw out threads above the edge of hem that has been basted in to any desired width. Two different ways of making the simple hemstitching are given.

Hold the wrong or right side of fabric toward you and the open space made by drawn threads over index finger of left hand, throw thread to the left forming a loop as shown, then pass needle from right to left, behind desired number of threads (usually 3

**Brand New Portable
ELECTRIC SEWING MACHINE**

LATEST MODEL Full Standard Size

ONLY **\$39⁹⁰**

Guaranteed for 20 years



SEND NO MONEY. Just send your name and address for detailed illustrated description. This precision built machine comes complete with foot control, year's supply of extra needles and round bobbins. Supply limited. Write today.

DACO ELECTRIC COMPANY
212 W. Kinzie St., Dept. 18-D, Chicago 10, Ill.

DRESSMAKING Made Easy

Make Your Own Smart Clothes
with the **A-D-J-U-S-T-A-B-L-E**

**Acme
DRESS FORM**

- **DUPLICATES YOUR EXACT FIGURE.** Perfect fitting dresses easily, quickly, and economically reproduced. Makes DRESS-MAKING, a pleasure and a profitable pastime.
- **INDISPENSABLE FOR HOME DRESSMAKING...** As necessary for fitting as the Sewing Machine for sewing. Solves your fitting problem.
- **ADJUSTABLE.** The NECK, SHOULDERS, BUST, WAIST, and HIPS are each independently adjustable so that it

will exactly reproduce any size, style or figure.

• **EASY PAYMENT TERMS.** Remit \$3; and we will send you our guaranteed \$15 ACME DRESS FORM. Pay the balance of \$12 at the rate of \$2 a month.

• **TEN DAYS' TRIAL.** If unsatisfactory, return form. We will gladly refund your money.

ACME DRESS FORM CO. Dept. WB-6
ESTABLISHED OVER 40 YEARS
380 Throop Ave. Brooklyn 21, N. Y.

WRITE FOR ILLUSTRATED BOOKLET

\$3 will bring it to you!

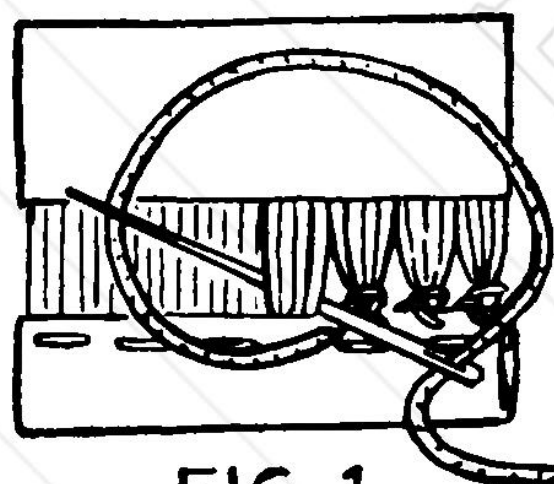


FIG. 1

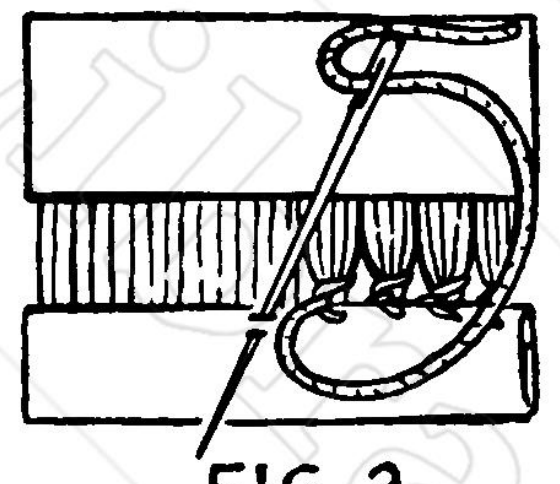


FIG. 2




FIG. 3





FIG. 4

or 4 threads) as shown in Figure 1, draw thread close to edge of hem, fasten with a small stitch through hem (Figure 2). (Continued on Page 72)

Make Something New



4878
SIZES
12—20
30—42

4878—Easy-sew two-piecer! Yoke and sleeves are cut in one. Sizes 12-20; 30-42. Size 16 uses $5\frac{1}{8}$ yards 35-inch material.

4691—Complete wardrobe for the smaller set! Sizes 2-10. Size 6 blouse, $1\frac{1}{4}$ yards 35-inch; overalls, $2\frac{1}{8}$ yards 35-inch nap; blazer, $1\frac{5}{8}$ yards; jumper, $1\frac{1}{2}$ yards. Instructions for pocket too.

4858—Sew-easy slip—only two parts. Sizes 34-50. Size 36 slip, $2\frac{3}{4}$ yards 39-inch fabric; panties, $1\frac{1}{8}$ yards.



4858
SIZES
34—50



4691
SIZES
2—10



Send **THIRTY CENTS** (in coins) for each pattern to:

The WORKBASKET Pattern Service

P. O. Box 6710

Chicago 80, Illinois

Continued From Page 70

Hemstitching can also be worked from left to right. Hold hem at the top, fasten thread, then pass needle from right to left under 3 or 4 threads, draw needle out, then take a small stitch in hem as shown in Figure 3.

Double hemstitching (Figure 4) is worked the same as single hemstitching, only on both edges of drawn

threads. Pass needle back of the same number of threads, so as to form straight bars.




FIG. 5

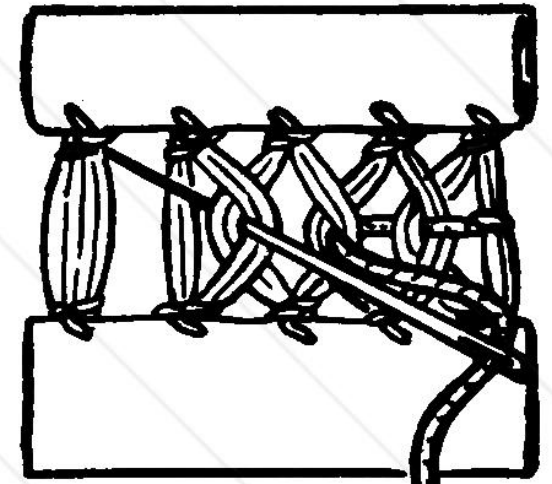


FIG. 6

700 NEW BUTTONS

Beautiful HIGH QUALITY buttons, ideal for dresses, shirts, blouses, etc. All colors, designs and sizes, including dozens of deluxe matching "sets." TREMENDOUS BARGAIN! "Left overs" from America's expensive garment manufacturers. DON'T SEND MONEY—pay postman \$1.00 plus COD postage upon arrival. Satisfaction guaranteed. GRANDMA GOODWIN, GIRARD 651K, Illinois

ONLY
\$1.00

Now! EASY-TO-SEW Factory Short-Cut METHODS



custom
original
\$70

give your
"made-at-home"
clothes
EXCITING

Custom
Made LOOK!

LEARN AT HOME

Make Money While You Learn.

It's easy to make dresses with Professional Technique. New, exciting methods, teaching proper PATTERN FITTING—do away with old fashioned forms and fittings. First real advance in home sewing in 50 years.

LEARN FACTORY SHORT CUTS AT HOME, and enjoy a custom made appearance in your wardrobe. SAVE AND EARN MONEY. Quickly pay for this new Course in savings on your clothes, and with spare time earnings in sewing while you learn. Rush postcard today for FREE booklet telling about this unique, new low-priced home study Sewing Course, revealing professional secrets for first time.

GOOD DRESSMAKING INSTITUTE

310 S. Robertson Blvd., Dept. 12, Los Angeles 48, Calif.



made from
a pattern
\$12

The first row of diagonal stitching (Figure 5) is worked the same as single hemstitching. Turn and work second row by passing needle under last 2 threads of first group and 2 threads of next group, thus forming a cluster. Continue to divide each group of threads in like manner, making a zigzag line of bars. This may also be called serpentine or trellis hemstitch.

There are various ways of crossing the groups of threads. In Figure 6, both sides of fabric are hemstitched, then fasten thread over first 2 threads of first group, pass needle from front to back under first 2 threads of next group, then slip needle back over and under last 2 threads of preceding group, pulling needle out toward you, thus drawing the thread between the groups. Here you have groups of threads divided and crossed.

You may also cross groups of threads, by slipping the second group of threads over the first. This is not shown in sketch.

Groups of threads can be knotted together as shown in Figures 7 and 8. Fasten thread to first group, a third of the length of the bar, with a chain stitch and draw together. Pass needle under the first two groups, an equal distance from other edge and form a chain stitch as shown in Figure 7, draw

Continued On Page 75

Please give us six weeks notice for change of subscription address when you move.

www.antiquepatternlibrary.org 2025.12



Now for the first time,
you can make an authentic



CHIQUITA BANANA COSTUME

BUTTERICK PATTERN No. 5971
CHILDREN'S SIZES 2 TO 8
MISSES' SIZES 10 TO 20
EACH PATTERN 50¢



Here's the costume to make you the belle of the party! With this Butterick pattern, Chiquita's costume is easy to make. No guesswork... just follow the simplified pattern for the dress and hat, and you'll have a costume that will set you dancing the mambo.

Get your Chiquita pattern today at your favorite pattern counter... make your costume and be ready for a season of fun at all the fancy-costume parties.




Sew for the New Season



9044
SIZES
14½—24½



4874
SIZES
12—20
30—42



9066
SIZES
S—10—12
M—14—16
L—18—20

9044—Here's a dress especially designed for the shorter woman. Sizes 14½-24½. Size 16½ takes 3¼ yards 39-inch; 1⅛ yards contrast.



4874—Sew-easy wrap-over with bias trimming. Sizes 12-20; 30-42. Size 16 takes 4⅛ yards of 35-inch material.



9066—Tops everything with huge carry-all pockets. Sizes small 10-12, medium 14-16, large 18-20. Medium size takes 2¼ yards 35-inch fabric.

Send **THIRTY CENTS** (in coins) for each pattern to:

The WORKBASKET Pattern Service
P. O. Box 6710 Chicago 80, Illinois

Continued From Page 72

groups together. Repeat on other side (Figure 8). Continue drawing groups together in this fashion, making a zig-zag line of knots.

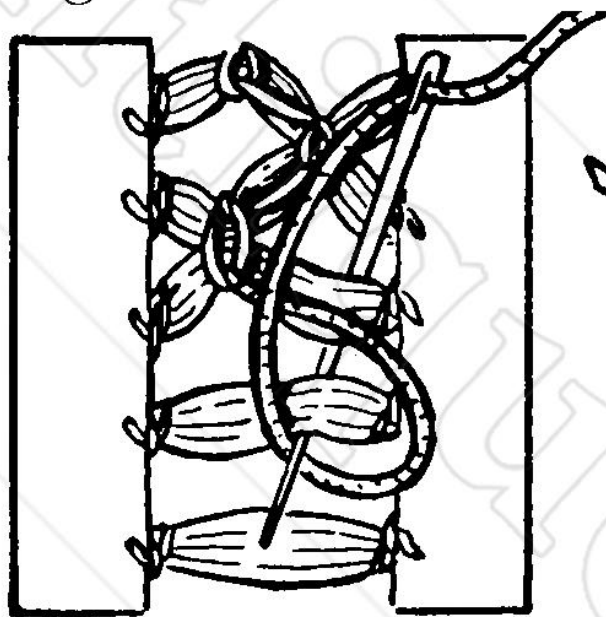


FIG. 7




FIG. 8

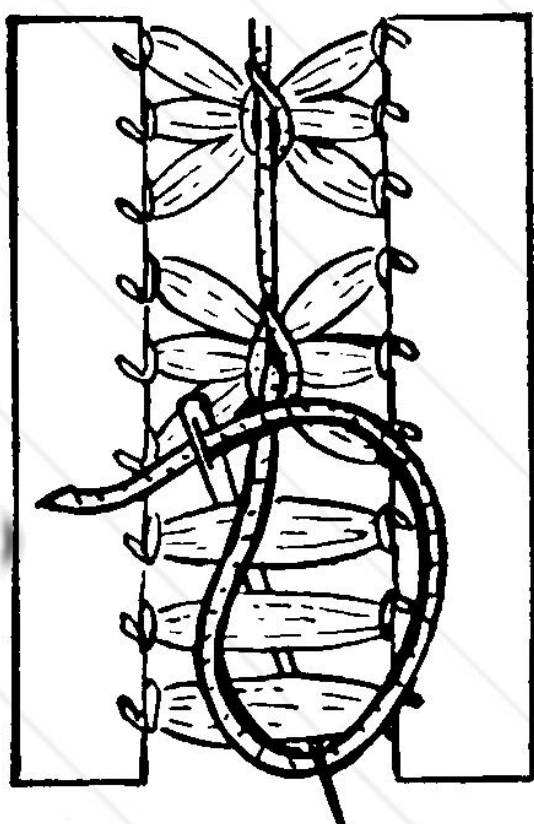


FIG. 9

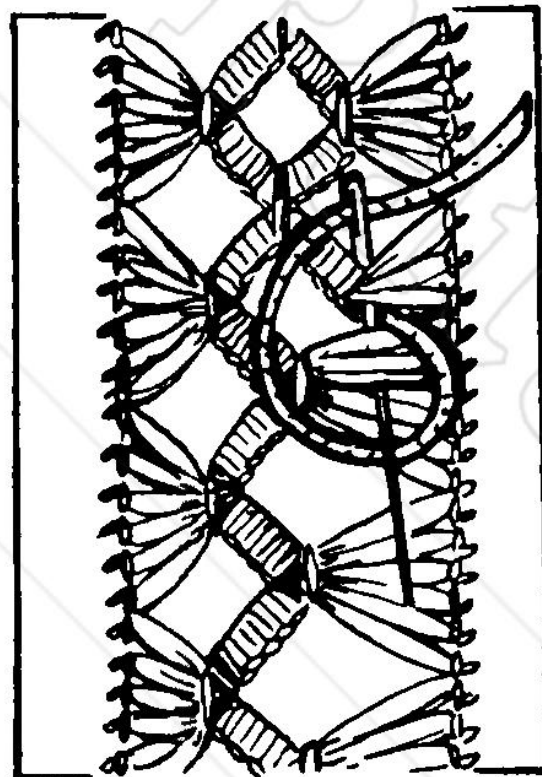
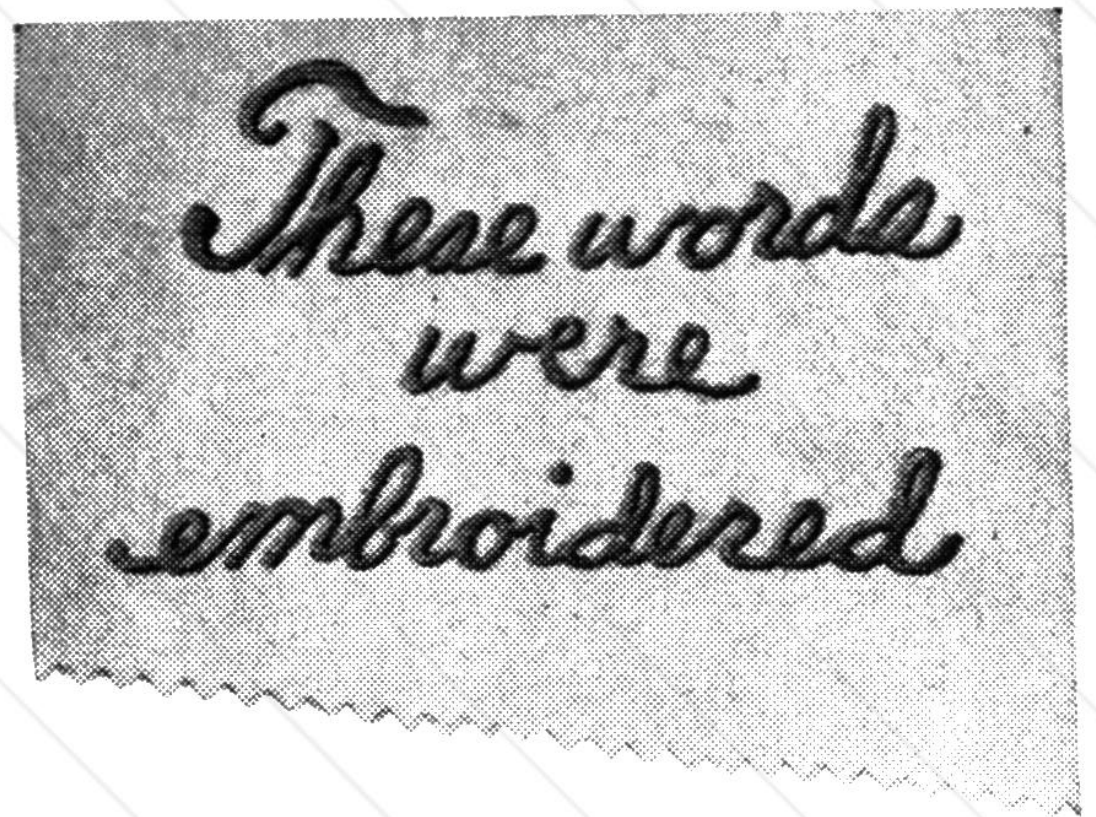


FIG. 10

Figure 9 shows three groups of threads knotted in the center, using the chain stitch. To do this, fasten thread in the middle of first 3 groups with a chain stitch and draw together. Pass under next 3 groups, make a chain stitch and draw up. Be careful and do not pull the thread too tight through center between groups.

The openwork shown in Figure 10 is worked in two rows. The groups are knotted together in groups of six bars. The bars in the center are covered with buttonhole stitch and form a diamond pattern. A pair of embroidery hoops would be helpful to hold your work when doing this kind of openwork.

There are many other patterns in openwork that we have not shown nor described, and only your imagination need limit you as to what can be done.




without attachments

by the amazing

NECCHI

(Say Neck-ee)



Too good to be true? No! Without a single attachment, the Necchi embroiders, monograms, appliques, does your handwork for you. Even makes buttonholes, and actually sews on buttons! Yet it costs far less than you'd expect. *Authorized dealers provide genuine Necchi parts and expert service in over 1,000 cities. Look for this sign:*



For free literature, write to:

NECCHI SEWING MACHINE SALES CORP

Dept. J-2-37, 164 W. 25th St., N. Y. 1, N. Y.

West of the Rockies

Necchi Corporation of California


412 West 6th St.

Los Angeles, Calif.

In Canada

464 McGill St.

Montreal, Quebec



CREATING HOOKED RUGS

Vera Bisbee Underhill with Arthur J. Burks
(110 pages; illustrated; Coward-McCann,
Inc., New York; \$6)

Despite the nearly fatal blow dealt it by the arrival of the machine age many years ago, rug hooking is gradually returning to its place in the sun as one of the most desirable of creative crafts. Kept alive during its dark years primarily by a group of New England women, the craft's revival is at its peak in those states. There one finds teachers, rug hooking groups, and exhibits galore to be visited for information and inspiration. Other parts of the country are now manifesting a pronounced interest in this ancient craft, but opportunities for learning are

limited in most places. Because of this, and the dearth of teachers, "Creating Hooked Rugs" fills a definite need.

Many books are available on the subject of hooking rugs but, in the main, they are written by artists in this field who assume a basic knowledge that few beginners possess, and, as the authors point out, "Women who are beginners usually want every detail planned for them." Vera Underhill and Arthur Burks do just that. They say "A book 'bridge' seemed necessary across the confusing territory between ignorance of rug making and a workable knowledge of its entrancing ramifications. This book is intended to be a chatty text book for the novice." It definitely lives up to its authors' specifications, being detailed, explicit, informal, and, above all, not dogmatic. There is no desire here to impose theories and ideas upon the readers. This is, rather, an attempt to share knowledge and lend a helping hand to everyone who wishes to embark on the craft of rug hooking which, the authors believe, is at once the most restful and most stimulating one to be found.

The necessary equipment is relatively simple and inexpensive. Most important is a solid, adjustable easel-frame. It makes for faster, easier, and

EVERYTHING IN LEATHERCRAFT

For Beginners - For Professionals

For Advanced Hobbyists



America's Most Complete Stock of Kits, Leathers, Tools, Supplies

It will pay you to get acquainted now with LARSON Leathercraft. Easy-to-Assemble kits for beginners require no tools or experience to make belts, billfolds, purses, gloves, woolskin animals, etc. Complete stock of moderate-priced tooling leathers, top-quality calfskins, tools, supplies for advanced hobbyists and leatherworkers. Send 10c TODAY for big illustrated catalog.
J. C. LARSON CO., 820 So. Tripp Ave.
Dept. 1032, CHICAGO 24, ILLINOIS

more enjoyable work, and, unlike a loom, can be readily transported from place to place at will. Also essential are a small hook set in a wooden handle, a pattern stamped on good quality India burlap, and woolen materials of all kinds. The latter, of course, may be procured from discarded clothing but it is recommended that one not rely on scraps. There are dealers who furnish materials for hooked rugs at approximately 50 cents a pound and these new materials make a rug that will last far longer and be much more successful generally than one made from battered discards. The authors say that one of the rugs pictured in their book can be made for about \$15 and can be sold for several hundred. Obviously there is money to be coined with a hook!

In the chapter dealing with color, stress is laid on the importance of planning a rug with a predominant color in mind. One must have continuity and harmony so that it is necessary to visualize the rug as a whole before starting on any corner of it. As far as design is concerned, the authors warn against original patterns unless their creators be artists. Mrs. Underhill herself uses the Heirloom rug patterns of Louise Hunter Zeiser, choosing, from a very large selection, the designs that appeal to her most, and, of course, selecting her own colors. Included at the back of the book, incidentally, is a table listing Mrs. Zeiser's patterns and giving the price, order number, and description of each one.

The chapters on technique are minutely detailed and easy to understand. There is information on dyeing too, and several rug patterns, illustrated and explained thoroughly, so that, after carefully study of "Creating Hooked Rugs," the reader is definitely equipped to set forth on a rug making future.

NEW MIRACLE WALL CLEANER

QUICK EASY **Saves Costly Redecorating**

AMAZING INVENTION. Banishes old-style housecleaning mess and muss. No rags—no sticky "dough"—no red, swollen hands. No more dangerous stepladders. Literally erases dirt like magic from Wallpaper, Painted Walls, Ceilings, Window Shades. Take orders from friends! Earn money! Act now!

SAMPLES FOR TRIAL Sample offer sent immediately to all who send name at once. A penny postal will do. **SEND NO MONEY—just your name.** KRISTEE CO., Dept. 1673. Akron 8, Ohio

BECOME A TRAINED CHRISTIAN WRITER

More than 160 religious publications are looking for—and paying for—articles and short stories that you can write . . . IF YOU HAVE THE KNOW-HOW.

EARN WHILE YOU LEARN

Study at home—in your spare time—under selling Christian writers and magazine editors. Get the professional training that will bring you editors' checks. Write today for free sample lesson and complete information. No obligation.

Christian Writers Institute, 434 South Wabash Ave.
Chicago 5, Illinois Dept. W-12

AMAZING NEW DISCOVERY!

CURLS and WAVES HAIR without wetting it!



DIP CURLER




PLACE IN HAIR



LOVELY CURLS AND WAVES

This results in lustrous, shimmering curls and waves. "Takes" on all types and textures of hair. Makes expensive permanents and messy, time-consuming home waves unnecessary. **FASTEST, SAFEST HOME HAIR SETTING METHOD KNOWN!** Tested by 10,000 women! Save money on complete kit (curlers and many months supply of curling solution only \$1.98). Save money on refills! Only 30c. Get the best looking hair-dos of your life! **SEND NO MONEY!** Pay postman only \$1.98 plus postage on delivery. Delightful, thrilling satisfaction guaranteed or money back!

MAGIC CURLER CO., Dept. 114-E
8427 S. Chicago Ave. Chicago 17, Illinois



Not a Cold or Heat Wave!
Not a Wave Set! Gives a Perfect Wave in 5 Minutes!

SIMPLE AS A-B-C!

Nothing else like it! **MAGIC CURLER** gives a lovely halo of soft ringlets or lustrous waves in 5 MINUTES SETTING TIME! And each set costs only 2c—yet produces a dazzling new coiffure you can't tell from a \$15.00 permanent! **NO EXPERIENCE NEEDED!** No neutralizers, no rinses, no waiting! Dip **MAGIC CURLERS** into solution, place in hair, and presto! in 5 MINUTES your hair is at its "crowning-glory" best!

MAGIC RESERVOIR CURLERS REVOLUTIONIZE HOME HAIR SETTING!

MAGIC CURLERS have a built-in Dupont Sponge Reservoir that holds special, safe curling solution, then releases it quickly, evenly, smoothly in your hair.

**NEW! MAGIC PANEL FEATURE SLIMS LIKE MAGIC!
LOOK SLIMMER, MORE YOUTHFUL**

REDUCE

YOUR APPEARANCE!

THE FIGURE-ADJUSTER MUST BE THE BEST GIRDLE YOU EVER WORE . . . YOU MUST FEEL MORE COMFORTABLE, and you MUST look and feel younger . . . Your shape MUST be noticeably improved or you get every cent back at once!

No matter how many other girdles you have tried, we believe: NO OTHER GIRDLE CAN DO FOR YOU MORE THAN THE FIGURE-ADJUSTER! No other girdle or supporter belt offers you more TUMMY CONTROL, BULGE control, HOLD-IN and STAY-UP power . . . safely, scientifically. No other girdle can begin to approach the miracle-working FIGURE-ADJUSTER feature! Figure-Adjuster is LIGHT in weight (ideal for ANY weather) yet powerfully strong! Figure-Adjuster allows AIR to circulate through it, ABSORBS perspiration, is made by the most skilled craftsmen, and allows you to ADJUST it to just the right amount of BULGE-CONTROL you like and NEED for an IMPROVED FIGURE!

MAGIC PANEL CONTROL—No laces show when you wear a SLIMMING Figure-Adjuster. The control you get is completely COMFORTABLE . . . and GUARANTEES healthful, lasting support. Its satin TUMMY PANEL laces right up to meet the bra—NO MIDRIFF BULGE! LIFTS and FLATTENS the tummy, SLIMS down the waist, TRIMS the hips and eliminates the "SPARE TIRE" waistline roll! The magic ADJUSTABLE, slimming, easily controlled panel is scientifically designed and is the result of testing different kinds of panels on thousands of women! Figure-Adjuster creates the "BALANCED PRESSURE" that gives each bulge the exact amount of RESTRAINT it requires. It gives you the right amount of SUPPORT where YOU need it MOST! Let Figure-Adjuster give you MORE figure control . . . for more of your figure . . . let it give you a more BEAUTIFUL FIGURE . . . the slimmer, trimmer figure that INVITES romance! You ACTUALLY APPEAR SLIMMER AT ONCE WITH THE MAGIC PANEL control of Figure-Adjuster. Colors nude blue or white. Sizes 24 inch waist to 48, only \$4.98.

MAKE THIS TEST WITH YOUR OWN HANDS!

Clasp your hands over your ABDOMEN, press upwards and in gently but FIRMLY. You feel better, don't you! That's just what the UP-LIFT adjustable FIGURE-ADJUSTER does for you, only the FIGURE-ADJUSTER does it better. MAIL COUPON AND TEST IT AT HOME FOR 10 days TRIAL at our expense! NO OTHER GIRDLE AT THIS PRICE CAN GIVE YOU BETTER SUPPORT, can make you look better, feel better or appear slimmer and younger! Sizes 24-48 waist.

100% MONEY-BACK GUARANTEE!

Test the Figure-Adjuster at home for ten days TRIAL at our expense! It's sent on approval! It must do all we claim for it or return it after ten days and we'll send your money right back. We take all the risk . . . that's because we know that even though you may have tried many others you haven't tried the BEST until you have tried a FIGURE-ADJUSTER! MAIL COUPON NOW!

You will look like and feel like this beautiful model in your new and improved cool—light weight FIGURE-ADJUSTER

Why Diet? Try It!

- Takes Inches Off Tummy!
- Raises Abdomen and Keeps It In!
- Like Magic It Brings In Waist
- Makes Spreading Hiplines Conform to Firm Beauty
- Smooths and Slims Thighs
- Makes Your Clothes Fit Beautifully

**GUARANTEED TO DELIGHT
OR YOUR MONEY BACK!
10-DAY FREE TRIAL**

GIFT

"SECRETS OF LOVELINESS" booklet tells how to take advantage of correct choice of clothes, proper use of make-up and other secrets to help you look years younger, pounds and inches slimmer, will be included with order.

For Your Figure's Sake
MAIL THIS COUPON NOW!

SEND NO MONEY

**FIGURE-ADJUSTER CO., DEPT. 514
318 Market St., Newark, New Jersey**

Yes! Please rush "FIGURE-ADJUSTER" on approval. If not delighted I may return girdle within 10 days.
☐ I will pay postman \$4.98 plus postage.
☐ I enclose \$5.00, cash, check or money order, send postage prepaid. (I save up to 75c postage.)

Color _____ 2nd color choice _____

Size _____ Panty Girdle _____ Girdle _____

Name _____

Address _____

City _____ Zone _____ State _____

Please PRINT carefully. Be SURE to give YOUR SIZE.



**TRULY SENSATIONAL AT
NOW \$4.98**

formerly \$6.50

TRIM UNWANTED INCHES OFF YOUR MIDRIFF,

waist and hips with real breathe-easy comfort. New scientific construction whittles away rolls and bulges . . . slimming, easy-to-adjust rayon satin tummy panel laces right up to your bra. In powerful elastic. White, light blue or nude. Small (25"-26"), Medium (27"-28"), Large (29"-30"), Extra Large (31"-32"). Also "PLUS" SIZES for the fuller figure, XX (33"-35"), XXX (36"-38"), XXXX (39"-40"), XXXXX (41"-44"), XXXXXX (46"-48").



EXTRA MONEY

FOR WHATEVER YOUR HEART DESIRES

earn with

Friendship

ALL-OCCASION
GREETING CARDS

Get all the things you want. Show big value \$1 All-Occasion Assortments in spare time. They sell fast wherever shown. Make \$50 profit on 100 boxes. Many other leading sellers, including \$1 Personalized Stationery, double your earnings. You need no experience. Send no money. Mail coupon for samples on approval.

CLUBS! CHURCH GROUPS!
Easy to raise hundreds of dollars for your organization. We show you how. Send coupon today!

REPLACEMENT OR A REFUND OF MONEY
Guaranteed by
Good Housekeeping
IF NOT AS ADVERTISED THEREIN

MAIL NOW
FOR
SAMPLES!

FRIENDSHIP STUDIOS, INC.

510 Adams St., Elmira, N. Y.

YES! Send me full facts, Assortments on approval and FREE Personalized Samples.

Name.....

Address.....

City..... Zone..... State.....

Offer of 17 Jewel

BULOVA Wrist Watch GIVEN

Choice of Lady's or Man's

Charm and Color
of Yellow
Gold

ALL
6 of These
Articles

Sparkling,
Simulated
BIRTHSTONE
RING

Your Original
returned



Hand Out 20 ENLARGEMENT Coupons FREE



Woman's or
Girl's DRESS
in the latest style
and correct size.

SEND TODAY

26-piece set
of plated
SILVERWARE
(service for 6)



Surprise Gift GIVEN



Fountain Pen and
Automatic Pencil Set

DEAN STUDIOS Dept. X-228, 211 W. 7th St.
Des Moines 2, Iowa

THINK of enjoying such a smart, new accurate 17 Jewel, BULOVA WRIST WATCH in the charm and color of Yellow gold (choice of Man's or Lady's) PLUS a surprise gift and a sparkling, simulated BIRTHSTONE RING (correct for your month of birth) PLUS Pen and Pencil Set, PLUS a full 26-piece set of plated SILVERWARE, PLUS your choice of a Woman's or Girl's gorgeous, new DRESS in the latest style and correct size . . . ALL SIX ARE SENT AT NO COST just for helping us get acquainted with new customers by handing out or mailing only twenty enlargement coupons FREE to friends or relatives as per our premium letter.

Please send us your favorite snapshot right away for a true-to-life, 5 by 7 inch enlargement and handsome "Movietone" frame so you can tell friends about our beautiful enlarging when handing out the get-acquainted coupons. Just mail us your favorite snapshot, print or negative NOW and pay postman only 19c plus postage when your treasured enlargement arrives and the "Movietone" frame is included at NO COST as our get-acquainted gift. Limit of 2 to a customer. Satisfaction guaranteed. Send no money. Your original returned with your enlargement and frame. Please include the color of hair and eyes with each snapshot for prompt information on a second enlargement beautifully hand tinted in natural, life-like colors and get your 20 enlargement coupons to hand out free.

We want you to see for yourself how much delightful enjoyment a framed enlargement of your favorite snapshot or small picture of your loved one will bring you . . . also how hand coloring gives an enlargement natural beauty, sparkle and life. Send today for your sample enlargement and frame. Be first in your community to enjoy such a surprise gift, wonderful ring, pen and pencil set, silverware, dress and wrist watch.

DEAN STUDIOS, Dept. X-228,
211 W. 7th St., Des Moines 2, Iowa

I would like to receive ALL SIX premiums.
Please send me 20 coupons to hand out free.

Enclosed find.....snapshots or negatives
for enlarging. (limit of two).

Color Eyes..... Color Eyes.....
Color Hair..... Color Hair.....

Name.....

Address.....

City..... State.....