

The WORKBASKET

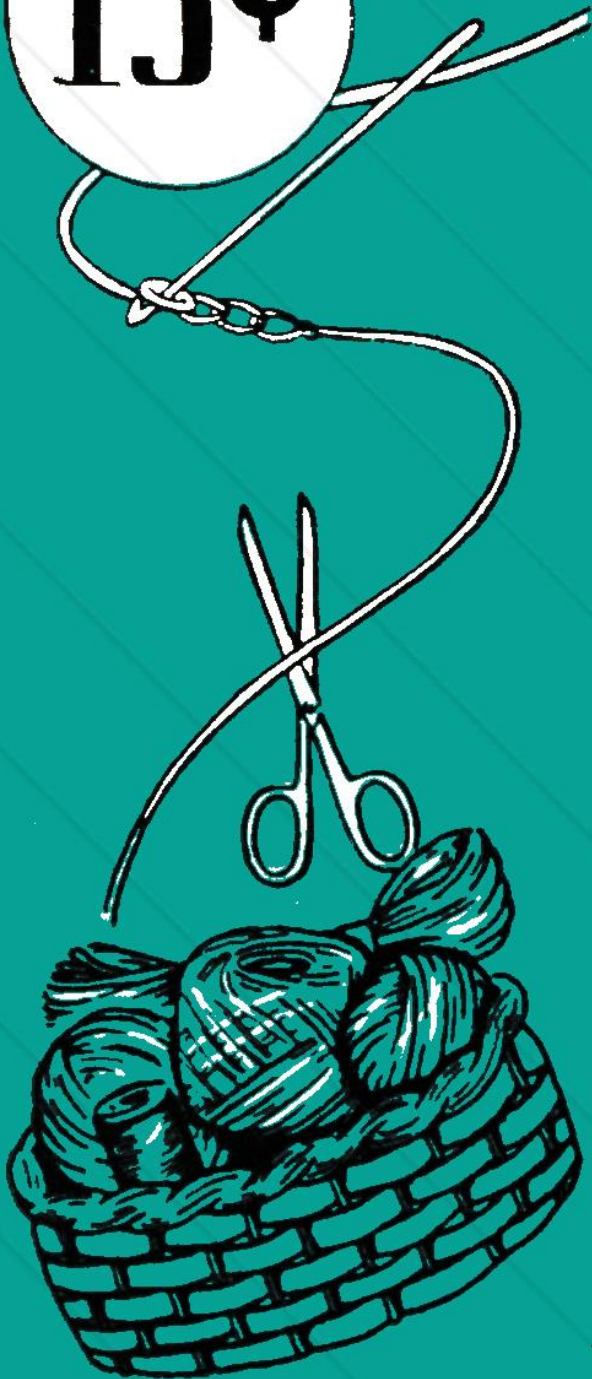
HOME AND NEEDLECRAFT FOR PLEASURE AND PROFIT

VOLUME 17


2994 November 1951

NUMBER 2

15¢



Ideas for the Bazaar, the Home, Gifts, Sparetime Money Makers, with Many Articles, Easily Made and Inexpensive, that find a Ready Sale.



How To CROCHET A PRETTY PLACE MAT
A VARSITY BEANIE . . . HOT PAN
HOLDER . . . PILLOW SLIP INSET
KNIT A ROUND DOILY . . . MAKE
FR
LE

New! 24 PIECE Play Set



drinks!
wets!
coos!

11 INCH LATEX BODY DOLL

BONNET & DRESS

2 PC. PLAY SUIT

SOX

BATHROBE

SHOES

10 PC. TEA SET

ROLLER SKATES

BLANKET

DIAPERS

includes:

- 11-INCH LATEX BODY
- **DOLL**
- 2-PIECE PLAY SUIT
- MATCHING DRESS & BONNET
- FLANNEL BATHROBE
- BLANKET
- DIAPERS
- 10-PIECE TEA SET
- ROLLER SKATES
- PARTY SHOES
- SOCKS
- BIB
- BOTTLE & NIPPLE

at Amazing Factory-to-you Price

\$2.98

NO MORE TO PAY

Everything a little girl wants for "Playing Mother"

Most folks would pay \$2.98 for this sensational Drink-Wet-Coo Doll alone—it has a washable, genuine Latex rubber body

A wonderful gift for any little girl! She can feed baby from her own bottle and nipple . . . change her diapers . . . bathe her up to her neck and powder her. Baby coos realistically when you press her tummy. Cuddly-soft, all-Latex body feels like a live baby. Imagine the fun your favorite Little Angel will have dressing baby in any one of her three beautiful outfits . . . feeding her . . . changing diapers . . . roller skating . . . and tucking her to sleep under her own bright flannel blanket! Each wardrobe is individually packaged.



Coo in real baby voice

She drinks . . . feed her from bottle!

She wets. Change diaper. Bathe her.

10-DAY TRIAL OFFER!

Remember, this is not a miniature set—the doll is 11 inches high and entire wardrobe is designed to fit dolly perfectly. If you are not as delighted as the little girl herself when you open the package, return merchandise for full refund.

SHE HAS 3 HANDSOME OUTFITS



School dress & bonnet

Sports wardrobe

Sleep outfit

©1951, NIRESK INDUSTRIES • 1474 W. Hubbard St. • Chicago 22, Ill.

MONEY BACK GUARANTEE

NIRESK INDUSTRIES, Dept. PS-20
1474 W. Hubbard • Chicago 22, Illinois

Please rush 24-Piece Play Set, including Latex-body Drink-Wet-Coo doll, at \$2.98 each complete, on 10-day money-back guarantee.

Name.....
(Please Print)

Address.....

City.....Zone...State.....

☐ Send COD plus postage on 10-day money-back guarantee.

☐ I enclose \$2.98 for each set plus 25c postage for each to save C.O.D. charges. Same money-back guarantee.

Place Mat

As Shown On Front Cover

If you would like a pretty luncheon mat in a quick stitch, here is one that can be worked in a bright color to harmonize with your dishes; you will find it quite easy to make. J. & P. Coats Mercerized Crochet Thread, size 20, was used in the model; use a number 9 crochet hook. The completed mat measures about 13½ x 21½ inches.

Abbreviations: Ch (chain); sts (stitches); sk (skip); lp (loop); sp (space); dc (double crochet); bl (block); tr (treble)—thread over twice and work off 2 lps at a time; sc (single crochet).

Gauge: 2 bls make one inch.

2 sps make one inch.

Starting at one long side, ch 157.

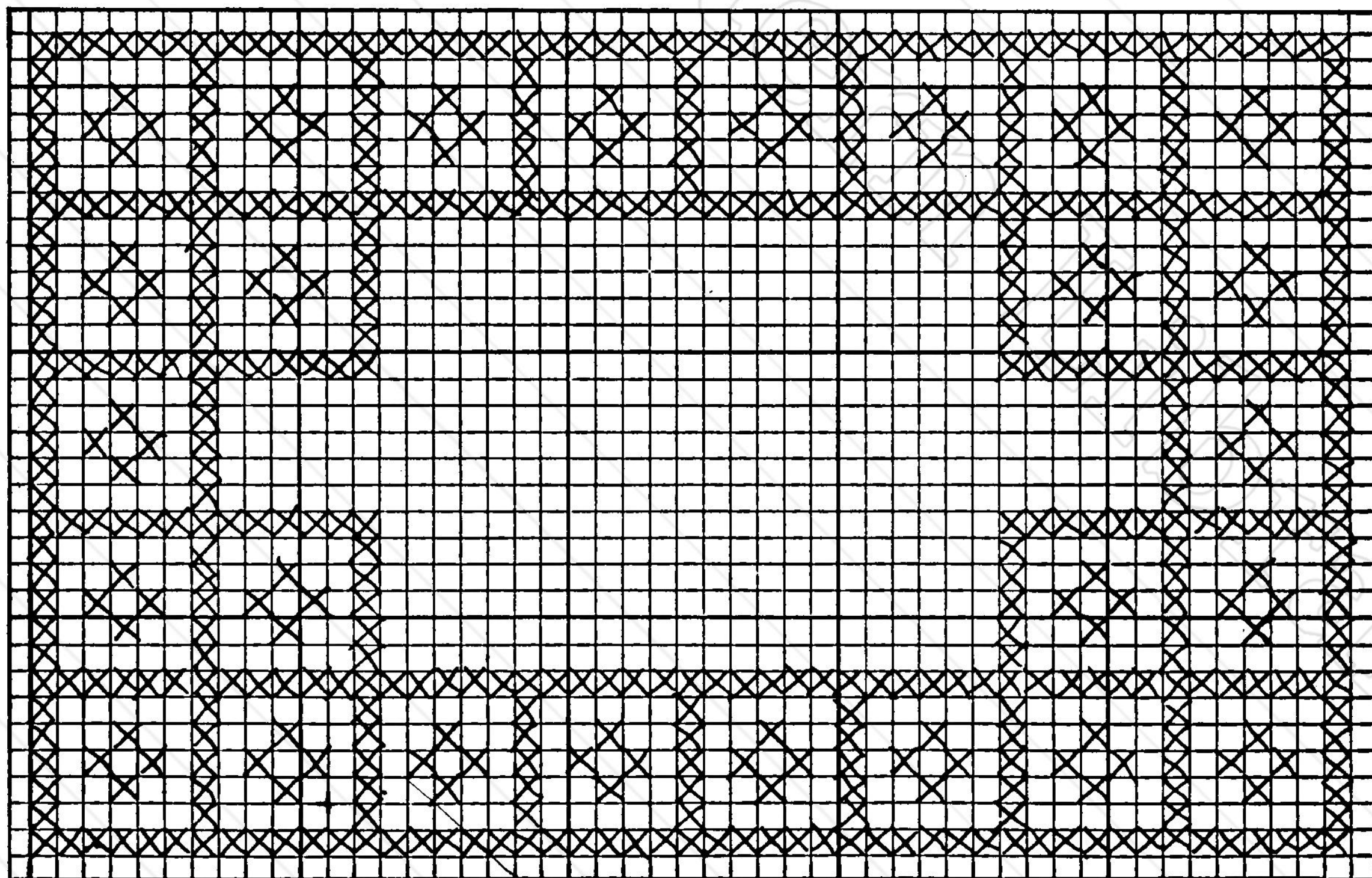
Row 1: Dc in 8th ch from hook, * ch 2, sk 2 ch, dc in next ch. Repeat from * across. Ch 5, turn.

Row 2: Sk first sp, dc in next dc, 2 dc in next sp, dc in next dc (bl made over sp). Make a bl over each sp across, ending with ch 2, dc in 5th st of turning ch. Ch 5, turn.

Row 4: Sk first sp, * bl, ch 2, dc in next dc (sp made), sp, bl, sp, ch 2. Repeat from * across, ending with ch 2, dc in third st of turning ch. Ch 5, turn.

Follow chart to work remainder of piece.

Edge—Working along short side, ** ch 4, * tr in next row, dc in same place as tr, ch 2, sc in same place as



The WORKBASKET is published monthly by Modern Handcraft, Inc., 2401 Burlington, Kansas City 16, Missouri. Entered as second class matter February 6, 1948, at the Post Office at Kansas City, Missouri, under the act of March 3, 1879. Annual subscription rate \$1.50 in United States and its possessions; \$2.50 in Canada. One month advance notice is required for change of subscription address. Both old and new address must be given and request marked for Circulation Department. Printed in U.S.A. Copyright 1951 by Modern Handcraft, Inc.

tr, ch 4, sk next row. Repeat from * across to next corner, ch 5, tr and dc in corner sp, ch 2, sc in corner sp, ch 4, tr and dc in first row on next side, ch 2, sc in corner sp, ch 4, tr and dc in first row on next side, ch 2, sc in same place. Repeat from ** around, ending

with tr and dc in corner sp, join with sl st to first ch 4. Fasten off.

Row 2: Join thread to any tr, * ch 9, sc in next tr. Repeat from * around. Join and fasten off.

Starch lightly, pin in true shape.

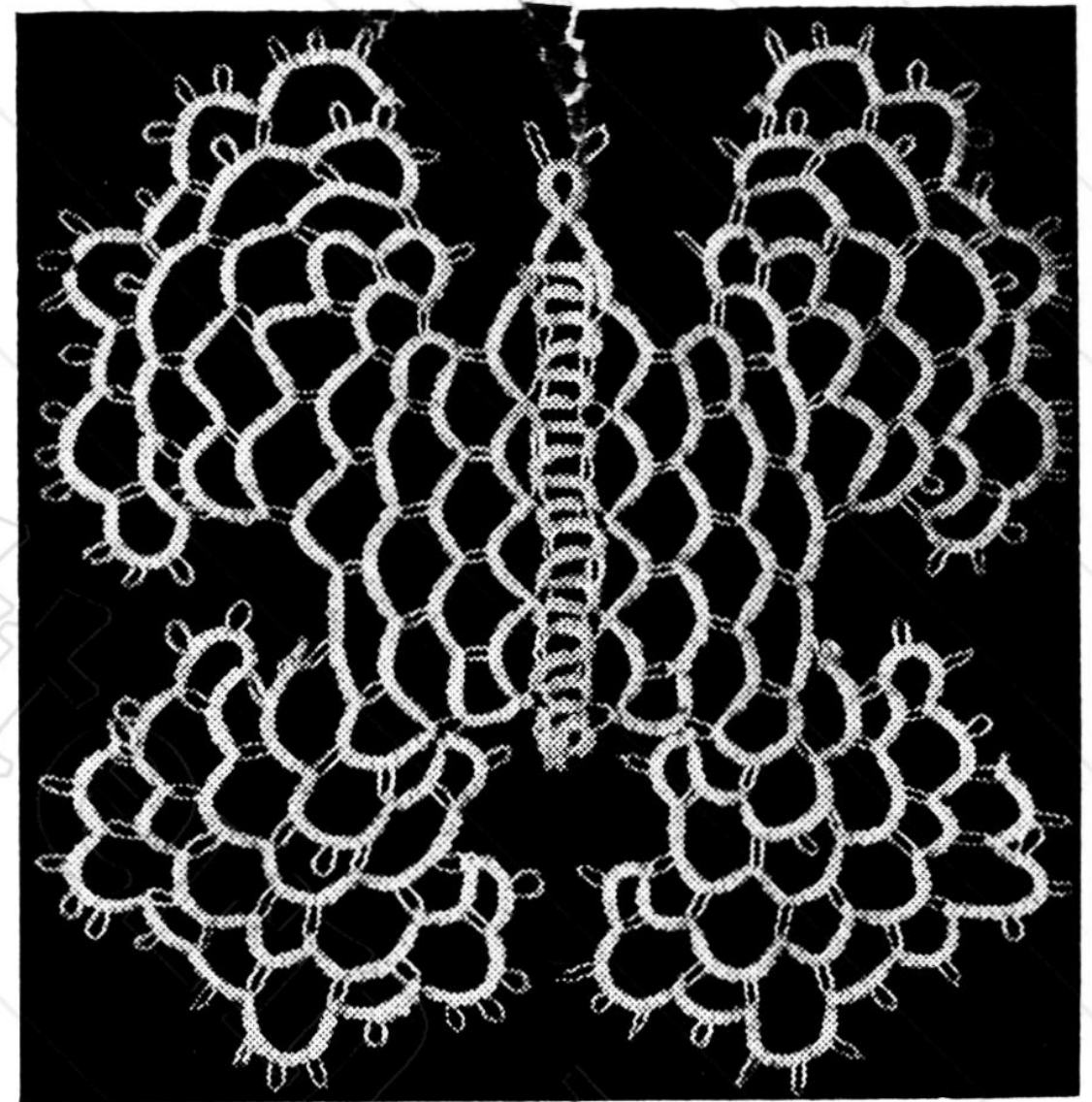
Tatted Butterfly

This tatted butterfly is quite suitable for applique on handkerchiefs, pillow slips or small towels. It is made with ball and shuttle using white tating thread; any desired color or variegated thread would be very pretty. When completed it measures about 3¼ inches across.

Abbreviations: Sep (separated); ch (chain); lp (loop); ds (double stitch); cl r (close ring); p (picot); long p (long picot); sts (stitches); sk (skip).

Lower End of Body: R of 3 ds, p, 3 ds, p, 4 ds, cl r. Tie ball thread to shuttle thread and ch 3 ds. Join to last p of r. Ch 2 ds, p, 3 ds, join to next free p of r, turn. This forms the tiny tail of butterfly. * Ch 2 ds, p, 4 ds, join to p of last ch lp, turn. Repeat from * 16 times. Turn, ch 4 ds, turn, r of 6 ds, long p, 3 ds, long p, 6 ds, cl r, turn, ch 4 ds, join to free p of ch lp. Ch 4, join to next p along side where ch was joined.

Wing: Row 1: (Ch 6 ds, p, 6 ds, sk one p along side where body is joined, join to next p) 4 times, turn.



Row 2: (Ch 6 ds, p, 6 ds, join to p of next lp in last row on body) 4 times, turn.

Row 3: Ch 4 ds, p, 4 ds, p, 4 ds, join to p of next lp in last row, (ch 6 ds, p, 6 ds, join to next p) 3 times, turn.

Row 4: Ch 4 ds, p, 4 ds, p, 4 ds, join to p of next lp in last row, (ch 6 ds, p, 6 ds, join to next p) 3 times, ch 4 ds, p, 4 ds, p, 4 ds, join to last p of last lp in row 3, turn.

Row 5: This row is the beginning of upper wing. Ch 4 ds, p, 4 ds, p, 4 ds, join to first p of lp in last row, ch 6 ds, p, 6 ds, join to next p of same lp, (ch 6 ds, p, 6 ds, join to p of next lp) twice, turn.

Row 6: Ch 4 ds, 4 p sep by 3 ds, 4 ds, join to p of next lp in last row, (ch 6 ds, p, 6 ds, join to p of next lp)

(Continued On Page 6)



RUG BRAIDER SET

Make a beautiful reversible Braided Rug in a few hours from old clothes, blankets, etc. NO PINNING, SEWING OR PRESSING necessary. Set of 3 metal braiders, lacer and instructions included.


NOW! BOTH \$10.00

HOOKED RUG MAKER

Make a lovely Hooked Rug to add new charm and color to your home. Rug Pattern Catalog and complete instructions included. Sent postpaid or C.O.D. plus postage. Money Back Guarantee. Take advantage of this Bargain Offer TODAY!

REDDEN SALES 8754 Indiana Ave.
Dept. WB-23 Chicago 19, Ill.





Sensational Factory Offer!

To Readers of The Workbasket

Famous Hollywood Fiesta Colors

67 pc. DINNERWARE SET

**\$12.95 VALUE
only**

\$7.95

8 DINNER PLATES

8 BREAD & BUTTER PLATES

8 CEREAL or SOUP BOWLS

SUGAR & COVER

CREAMER

8 COCKTAIL FORKS

8 CUPS & 8 SAUCERS

8 GLASSES & 8 SIPPERS

© 1951 H. L.

Complete Service for 8

**Every Piece Guaranteed
Genuine Heat Resistant Sturdiware**

Now you can grace your table with 67 pieces of fine Sturdiware for almost 10c a piece! They're unbreakable, heat-resistant and come in beautiful Hollywood Fiesta Colors. Save by ordering from the factory today!

MONEY-BACK GUARANTEE

We're so positive you'll agree this is the greatest dish value ever offered that we make this guarantee: use these dishes in your home for 5 days—you must be 100% satisfied or you may return the set and your money will be cheerfully refunded at once.

ACT IMMEDIATELY

HI-LITE INDUSTRIES, Dept. F-32
2215 So. Michigan Ave., Chicago 16, Ill.

Gentlemen: Kindly rush..... 67-pc. Dinnerware Sets at the factory price of \$7.95 per set—plus C.O.D. postage, on 5-day money-back guarantee. ☐ I enclose \$7.95 plus \$.25 to save C.O.D. charges.

NAME.....
(please print)

ADDRESS.....

CITY..... ZONE..... STATE.....

Look at these Features:

● UNBREAKABLE

May be dropped on the floor... will not break under normal usage! Withstand lots of punishment.

● HOLLYWOOD FIESTA COLORS

Each set comes in a delightful mixture of toast yellow, clover green, ocean blue and flame red.

● HEAT RESISTANT

Scalding water will not mar the lustrous finish of this set.

● GENUINE PLASTIC STURDIWARE

One of the finest plastics known. Will stay bright and cheerful indefinitely.

HI-LITE INDUSTRIES • 2215 S. Michigan Ave. • Chicago 16, Illinois

FROM THE HEART OF THE OZARKS
HOOKED RUG
Supplies

MONEY-SAVING
 "FACTORY TO YOU" PRICES
 SEND 25¢ FOR CATALOG
 WILSON BROS. DEPT. WB, SPRINGFIELD, MO.

EMBROIDERY ART NEEDLE



Make perfect embroidery with wonderful, new Art Needle. Adjustable holder and four special needles for work as dainty as baby things to making hooked rugs. Makes the finest embroidery on silks, linens, curtains, bedspreads, etc.

MAKE HOOK RUGS

Quicker, easier, simpler than any other way. Yarn, chenille, rag strips feed through the needle and loops are quickly and uniformly made.

No sewing. Makes beautiful, hand hooked rugs, foot stool covers, chair seats, pillow tops, etc.

NEEDLEWORKERS DELIGHT

Complete, easy directions with each set. Make wonderful gifts—things to sell. **SEND NO MONEY.** Mail name and address. On arrival pay postman \$1.00 plus C. O. D. postage. **SAVE** — Send cash with order and we pay postage. If not delighted, return for your \$1.00 back. **Guaranteed.**

BOND CRAFT

Box 644, Dept. 1972
 Kansas City 10, Mo.

I WANT TO CONTACT NEW WRITERS

who are interested in learning how to cash checks of \$1 to \$100 offered daily.

- No experience necessary
- Easiest way to write for pay
- Work at home in spare time

Mr. J. A. D. of Detroit credits me with boosting his income from \$3,500 to \$10,000 a year. . . . Mr. B. B. of Denver writes: "I have made \$600 so far—and I have barely started." Mrs. E. C. D. of Calif. writes: "I have been so busy writing as a local newspaper correspondent, a shopper's column, and a woman's column now running in five weeklies. And just sold a short article to McCall's at 25c per word. Zowie!"

I help people from all walks of life—doctors, housewives, ministers, students, working girls, professors, business men, teachers, mothers . . . I help all these and many others to make spare time income from WRITING. Some go on to make writing a full-time career.

Full information FREE. Send Postcard TODAY! NO obligation. No salesman will call.

SAUNDERS M. CUMMINGS

468-73 INDEPENDENCE BLDG.,
 COLORADO SPRINGS, COLORADO

(Continued From Page 4)

twice, ch 6 ds, p, 6 ds, join to first p of last lp, turn.

Row 7: Ch 4 ds, 3 p sep by 3 ds, 4 ds, join to p of next lp in last row, (ch 4 ds, 3 p sep by 3 ds, 4 ds, join to p of next lp) twice, ch 4 ds, p, 4 ds, join to first p of next lp, 4 ds, p, 4 ds, join to last p of same lp, turn.

Row 8: (Ch 4 ds, 3 p sep by 3 ds, 4 ds, join to p of next lp in last row) twice, (3 ds, p, 3 ds, join to first p of next lp, 4 ds, 3 p sep by 3 ds, 4 ds, join to last p of same lp) twice, 4 ds, 3 p sep by 3 ds, 4 ds, join to second p of last lp. Tie and cut thread.

You are now ready to begin lower wing. Join ball and shuttle threads to p of lp in row 5 next to upper wing, ch 4 ds, p, 4 ds, p, 4 ds, join to first p of next lp, 4 ds, 3 p sep by 4 ds, 4 ds, join to last p of same lp, 4 ds, p, 4 ds, join to p where row 5 was joined, turn.


Next row: Ch 4 ds, p, 4 ds, join to p of first lp in last row, ch 4 ds, p, 4 ds, p, 4 ds, join to first p of next lp, 4 ds, p, 4 ds, p, 4 ds, join to last p of same lp, 4 ds, p, 4 ds, p, 4 ds, join to first p of next lp, 4 ds, p, 4 ds, join to last p of same lp, turn.

Next row: Ch 4 ds, p, 4 ds, p, 4 ds, join to p of lp in last row. (4 ds, p, 4 ds, p, 4 ds, join to first p of next lp, 4 ds, p, 4 ds, join to last p of same lp) 3 times, turn.

Next row: Ch 4 ds, p, 4 ds, join to p of first lp in last row, 4 ds, 3 p sep by 3 ds, 4 ds, join to first p of next lp, 4 ds, p, 4 ds, join to last p of same lp, 4 ds, 3 p sep by 3 ds, 4 ds, join to p of next lp, 4 ds, p, 4 ds, join to first p of next lp, 4 ds, p, 4 ds, join to last p of same lp, 4 ds, 3 p sep by 3 ds, 4 ds, join to p of next lp, 4 ds, p, 4 ds, join to first p of next lp. Tie and cut thread.

Tie ball and shuttle threads to first p at top of body and make another wing, repeating all sts from row 1.

SEND FOR THESE TERRIFIC VALUES TODAY!



PEBBLE PRINT CLASSIC

Cuffed sleeves and pockets. Set-in collar, gathered yoke front and back. Buttons to waist, side placket closing.

**REGULAR AND
SLIMMING HALF SIZES**

12 to 20 • 38 to 44

46 to 52 • 14½ to 26½

COLORS:

**LAVENDER, BLUE,
GREEN, RED OR BROWN
PREDOMINATING**

Hallie Lee
FROCKS

*Direct to you . . . from
the Heart of the Cotton
Country. Beautifully Styled.
Expensively Detailed for
Perfect Fit.*

The finest cotton grown
woven to our own specifications
into superb 80 x 80 print
percale. Season in, season
out, you'll enjoy their
crisp, clean look and
flattering comfort-fit
. . . all at the
sensationally low
price of \$2.99!
Washable, of course.
You'll want several
for home and
street wear . . .
and, they're
wonderful gifts!



FLORAL BUTTONEER

Easy-on classic with buttons to hem. Set-in collar, cuffed sleeves and pockets. Gathered yoke fore and aft.

**ONLY
\$2.99
each**

HALLIE LEE FROCKS, 242 Court Ave., Memphis 3, Tenn.

Please send _____ dress(es) in size and color indicated
below at \$2.99 each.

☐ Ship C. O. D. plus postage

☐ Money Order enclosed, ship postpaid

DRESS NAME	SIZE	COLOR	2ND COLOR

Name _____

Address _____


City _____ Zone _____ State _____

SATISFACTION GUARANTEED OR MONEY REFUNDED

www.antiquepatternslibrary.org-20-25, 1-2

Crocheted Rug

This pretty rug is worked in single crochet and takes very little time to make. It is made with Bucilla Kraft-twist and a plastic or bone crochet hook size 10. The squares each measure $9\frac{3}{4}$ inches. For a rug 24 x 35 inches you will need 9 tubes (72 yards per tube) of the main color and 2 of a contrasting color; for size 34 x 44 inches you will need 18 tubes of the main color and 4 contrast.



Abbreviations: Ch (chain); sc (single crochet); sl st (slip stitch); rnd (round); sp (space); sk (skip); lp (loop); st (stitch).

Gauge: 5 sts equal 2 inches
5 rows equal 2 inches

SQUARE: With main color, ch 18.

Row 1: Sc in second st from hook, (ch 1, sk 1 st, sc in next st) repeated across foundation ch (8 sps), ch 1 to turn all rows.

Row 2: Sc in each ch-1 sp and in turning ch at end of row with ch 1 between each pair of scs, turn.

Repeat row 2 until there are 17 rows in all.

Edging—Rnd 1: (Right side), turn, 2 sc in first sp, sc in each of next 7 sps with ch 1 between, make 3 sc in turning ch at corner, working along side, (ch 1, sk next row, sc in next row) 7 times, ch 1, sk next row, 3 sc in corner sp, ch 1, working over foundation ch, sc in each of next 7 sps with ch 1 between, 3 sc in corner, work along this side same as for other side, end with 1 more sc in same place as first 2 sc, join with sl st in first sc, fasten off.

Rnd 2: From wrong side, with contrasting color, make a lp on hook, work in back lp of sts only, 2 sc in center sc of 3 sc group at any corner, sc in each sc and each ch around square, making 3 sc in each center sc of 3 sc group at corners, end with 1 sc in same place as first 2 sc, join.

Rnd 3: Turn, working in back lps, 2 sc in joined sc, sc in each sc around with 3 sc in each corner sc, end as in rnd 1.

Rnd 4: With main color and from wrong side, still working in back lps, repeat rnd 2; cut and fasten thread.

Make 12 squares for the large size; for the smaller rug make only 6 squares. Arrange squares facing all in same direction. From wrong side, sew together with an overhand stitch.

Border: With main color, sc in center sc of a corner group, * ch 1, sk 1 sc, sc in next sc; repeat from * to center sc of next corner group, (sc, ch 2, sc) in this sc; repeat from first * around, end with 1 more sc in first sc, ch 1, join.

Rnd 2: Sc in joining sp, ch 1, * sc in each sp to corner with ch 1 between, (sc, ch 2, sc) in corner sp; repeat from * around, end as in rnd 1.

Repeat rnd 2 five more times, join, cut and fasten thread.


**New Easy Way Gives You
HOT WATER**

Saves Time, Work, Money

Amazing New Portable Pocket-Size Electric Water Heater gives hot water . . . where and when you need it! Place in water and plug in! No fire to build. No hot water to carry. For bathing, washing clothes, dishes, etc. Saves time, work AND money! AC or DC. Just follow SIMPLE DIRECTIONS. Order NOW!

SEND NO MONEY just name and address. Pay postage. Satisfaction or return in 10 days for money back!

RAPID SPECIALTIES CO., Dept. HB-1852
950 Monroe Ave., N.W. Grand Rapids 2, Mich.



NOW ONLY \$1.98

25


**BEAUTIFUL
WRIST WATCHES
GIVEN AWAY**

FREE!

**Diamond, Waterproof
and Dress Watches for
MEN and WOMEN**

**HERE'S PROOF WE WANT TO
ACQUAINT YOU WITH THE QUALITY
OF WORLD FAMOUS GENEVE WATCHES**

**SECOND PLACE DISCOUNT AWARDS IN TRADE VALUE
GIVEN AWAY FREE (TOTALING OVER \$1,000.00)**



Can YOU UNSCRAMBLE THESE STATES?

1. EWN RYKO

Empire State

2. IHOO

Buckeye State

3. KNASSA

Sunflower State

4. IWAQ

Corn State

5. ALMOHKOQ

Sooner State

EXAMPLE:

DIAANNI

Hoosier State

Answer: **INDIANA**

**NO SALESMEN WILL
CALL ON YOU • IT'S FREE TO
ENTER • NO OBLIGATION • ENTER TODAY!
TEAR OUT AND MAIL YOUR ENTRY TO
P. O. BOX 1486, DALLAS, TEXAS
MAIL BEFORE NOV. 10, 1951**

RULES:

1. Unscramble the five states and list them on the official entry blank. Detach and mail the entry blank only (please don't cut out the whole page) to Geneve Watch, P. O. Box 1486, Dallas, Texas.

2. Entries will be judged the day after this offer closes, on correctness, spelling and neatness.

3. The 25 who identify, spell states correctly and neatest, will receive the 25 first place awards. All first and second place awards will be notified by mail. Decision of the judges will be final.

IT COSTS YOU NOTHING TO ENTER

Here is my official entry.

The list of states is:

(1) _____ (2) _____ (3) _____

(4) _____ (5) _____


(Print Name in Pencil)

(Print Address in Pencil)


TOWN _____ STATE _____

Have You Heard About These


(All merchandise advertised on this page may be purchased direct from the address given in the article.)



Paint Dresden Reproductions. Enjoy fascinating, profitable hobby or business. Only \$2.49 starts you! Complete 20-piece kit includes 4 lovely Figurines; 9 gorgeous plaques; 5 jars Tempera Paints; bottle liquid glaze; artist's brush; free course. A real \$5.00 value only \$2.49. Send no money—mail postcard. Money-back guarantee. Western Stationery Co., Dept. 306-M, Topeka, Kans.




For Christmas or year 'round, here's the ideal time-saving gift for the woman who knits or crochets. Wind 480 feet of yarn in less than 4 minutes with BELL YARN WINDER. Just turn crank . . . yarn winds smoothly, swiftly in professional ball. Adjusts to skein size. Durable, non-rusting metal. Complete ppd., \$2.98. JO-BELL PRODUCTS, Dept. A, 4840 S. St. Louis, Chicago, Ill.



Colorful coasters with real pansies embedded in Castolite. You can embed real flowers to make these, many more striking gift creations, jewelry sets for own use or to sell. Make handsome Christmas profits. We show you how! Rush 25c deposit (refunded on first order) for Wholesale Catalog and FREE Home Success Plan. The Castolite Co., Dept. M-35, Woodstock, Illinois.

Mile A Minute

Here's a quick and easy edge to crochet. Any desired weight of thread may be used for this, depending upon




what the ultimate use of the edge is to be.


Abbreviations: Ch (chain); st

Items Suggested to Aunt Ellen

(All merchandise advertised on this page may be purchased direct from the address given in the article.)



Delightfully different, hand painted, metal cast, whimsically amusing salt and pepper shakers. Shown about 1/3 actual size. Pot Belly Stoves or Choo-Choo set. \$1.00 pair plus 10c for prepaid shipment—or, C.O.D., pay postman \$1.00 pair plus postage and fee. Money back guarantee. Order from Modern Handcraft, 742 Handcraft Bldg., 2401 Burlington, Kansas City 16, Mo.




Steak knives that cut thru meat like butter. Gleaming mirror-bright stainless steel serrated blades with pistol grip—easy to hold . . . non-burn Ivory white handles make these steak knives beautiful enough to grace your finest table setting. Makes a handsome gift! Regular price \$5.00; Sale price \$2.95. Money-back guarantee, no COD's. National Mail Order Co., 831 W. Washington Blvd., Dept. K-2, Chicago 7, Ill.

(stitch); dc (double crochet); sc (single crochet).

To begin, ch 6, dc into sixth st from hook (ch 3, dc in same st) twice, ch 5, turn. Dc into last opening of row below, (ch 3, dc) twice in same space, ch 5, turn, and repeat for desired length. A straight edge may be made with a ch between points, using a sc into point. This might be curved with a ch shorter than for straight edge.

Another version of the above is made by using more dc bars for the shells—five are shown here, with four spaces. It is made exactly as above, with a space added. If more than four spaces are used, the edge will not lie flat.

Use oilcloth to replace worn kitchen shades, using the slat and roller from the old one; long wearing and washable.



Here's a new way to make perfect pin curls in half the time! BELL Professional KURL KLASP "snuggles" curl securely, smoothly. Can't crimp or break hair. Easy to use. Professional results. Aluminum chest of 42 featherweight Kurl Klasps with FREE Kurl-Aid and illustrated booklet. Complete ppd., \$1.50. JO-BELL PRODUCTS, Dept. A, 4840 S. St. Louis Ave., Chicago, Ill.

Money in Mittens

Kay Bowe

"You ought to sell these," said my friends, admiring some handknit mittens I had just made for a church bazaar. Yes, but where? And how?

That was a year ago. Since then, I have been selling handknit mittens to two specialty shops on Madison Avenue in New York City, to a children's shop in Connecticut, and to a gift shop in Milburn, New Jersey. Here are some points on how I got started in a little home business that has given me much pleasure and considerable profit.


The first thing to keep in mind is that a home business cannot compete with a factory either in quantity or price. That's why it is essential to create something to sell that is different from machine made—something that is earmarked handmade. Not homemade though. Watch that! Homemade unfortunately has come to mean disappointing workmanship. Remember, too, that success in selling depends not only on skilled workmanship, but on demand for the product turned out. Small, inexpensive items (inexpensive

in time as well as materials used) sell more profitably than, for instance, a crochet bedspread.

When I started to sell, I started with mittens, because I had made them for years for my nieces and nephews and felt I could make them better than I could make anything else. Now I have a line of sacques, bootees, sweaters, as well as the mittens, that sell faster than I can make them. I limit myself to orders for infants' and toddlers' sizes—for these take less time, less materials, and bring a larger price than items in big sizes. Then, too, people are more apt to give gifts to babies than to older children—so the demand for these small sizes is ever present.

Once you've decided on an item—the next thing you need is a price tag. Wait to set your price until after you have made several of the same thing and have learned the shortcuts. Then time yourself exactly. Forty to 65 cents an hour is about average for home-craft work such as knitting. Said out loud it may not sound like much. But

Now MAKE MONEY WITH NEW HOME HOBBY TURNING WORTHLESS OBJECTS into VALUABLE ART TREASURES **BY CERAMIZING!**



Make \$5⁰⁰ AN HOUR SPARE TIME

This interesting book tells how to do a fascinating new kind of Art Handiwork that makes ordinary objects look like hand-painted, kiln-fired, glazed china—how to get customers coming—where to buy inexpensive materials—what to 'Ceramize'—what to charge—how to build a spare time hobby business into a full time income producer. Have hours of enjoyment in creating objects of art while you build for future independence. All facts FREE. Just send name today... no money!

Think of turning 56c worth of materials into a profit of \$5.00 for just a few minutes of easily learned handiwork. Think of learning in an hour of practice how to create hundreds of artistic objects without knowledge of drawing or design. Sounds fantastic! Yet it is absolutely true as you can easily prove to yourself without risking more than 1 cent stamp!


"Ceramizing" the fascinating new Home Art can be either a joyous hobby or a real money making business. It transforms "dime store" items into objects of artistic beauty that sell for five to ten times their cost—eternalizes keepsakes such as baby shoes, trophies, and personal mementoes—creates beautiful

and exclusive costume jewelry from flowers, shells, or scores of Nature's countless masterpieces of design.

All This INFORMATION FREE

Yes, a 1c stamp is all it costs you to get complete information. No costly equipment to buy. No hours spent in study. No previous experience needed. A child can learn in a few hours. Rush your name on a penny postcard. All information is FREE. Find out how much fun it is to make money with a hobby you'll love. Just send your name and address to...

R. E. Brandell, Warner Electric Co.
1512 Jarvis, Dept. 12411, Chicago 26



Materials for these handknit mittens cost Kay Bowe 35 cents a pair. She sells them for \$1.25 to shops in New York, Connecticut and New Jersey.

when you consider that no traveling time is involved, nor carfare, no lunch money, and that you can do your work while listening to the radio or while talking with your friends, it adds up to a satisfactory return for your efforts.

Figure the cost of your materials accurately. Count every expense from the purchase of necessary equipment to the ribbon that ties the box. The pompon mittens you see here cost me about 30 cents for yarn (average 2-year size), 4 cents for contrasting yarn used in making pompons, 1 cent for wrappings; total 35 cents. I sell them for \$1.25 per pair. They can be made in a little less than two hours so I average 45 cents an hour; but I make them by the dozens so the over-all profit is good.

Where shall you take your work now that it is made and priced? Your neighborhood Woman's Exchange is a good beginning. Here your work will be passed on, criticized, taken on consignment (which means you get paid for it when it sells). If you don't have a Woman's Exchange in your town, go into a few shops that carry merchandise of a quality similar to yours.



**So Many Things To Enjoy
Now That I Can**

HEAR AGAIN

What a world of pleasure I was missing—radio, movies, television, music, sports, social gatherings—all the delights that must be heard to be *fully* enjoyed! But, no more! I've discovered a miraculous new way to hear as well as anybody! It's a genuine wonder of modern science—amazingly clear—yet no unsightly button shows to betray my deafness. Learn how you, too, may hear again—enjoy life as never before. Write today for valuable new **FREE BOOK**. A penny postcard will do.

Beltone
MONO-PAC

One-Unit Hearing Aid



Beltone Hearing Aid Co., Dept. 412-E
1450 W. 19th St., Chicago 8, Ill.

101 WAYS TO IMPROVE YOUR KNITTING

This extremely helpful book by Barbara Abbey has everything you need to know to make your knitting beautiful. If you make mufflers, socks, or even dresses, here are hundreds of hints on what to do, how to do it. Expert or beginner, *101 Ways to Improve Your Knitting* will give you results to make you the envy of friends. Illustrated with diagrams and charts. Paper-bound \$1.25; bound in boards — \$1.65. Order today — satisfaction guaranteed or money refunded.



THOMAS Y. CROWELL CO.
432 Fourth Ave. New York 16, N.Y.

FOR PROFIT OR GIFTS



LEARN how to decorate burnt wood, glorified glass, pre-designed sketching boards, etc. Write to Department W-11-51

Thayer & Chandler, 910 W. Van Buren St., Chicago 7, Ill.

WORLD'S TINIEST LIGHTER!

Perfect for Gifts

Smaller than a POSTAGE STAMP



Covered with Genuine Reptile Leather! Initialed in Gleaming Chrome!

Nothing like it for gifts and personal use! Imagine—a mechanically-perfect lighter that's actually smaller than a postage stamp. DEFINITELY NOT A TOY—but a precision-made, imported lighter that rivals the most expensive in quality and workmanship. Built like a fine watch. Friends will gasp with amazement when they see it... thank you a thousand times when you give it. Covered with reptile leather, initialed in chrome. Built-in eyelet for use on charm bracelet as brooch, or scatter pin. Uses regular fuel & flint. **Order today—quantities are limited.** Send \$1 per lighter with order, save 65c initial & postage charges (see left). Money refunded if not delighted.

SAVE 65¢! Send only \$1 with order & Initialed Lighter is shipped postpaid, fully guaranteed. Order C.O.D. and pay postman \$1.25 plus 40c postage \$1.65 for each Initialed Lighter \$1.00 plus 40c postage \$1.40 for each Plain Lighter

DRESDEN ART WORKS, Dept. 328
169 W. Madison St., Chicago 2.

make BIG MONEY at home

BEFORE



AFTER



INVISIBLE REWEAVING

**an enjoyable pastime
a profitable hobby
a money-saving skill
a business of your own**

Fabricon can teach you how to do invisible reweaving—so perfectly that the spot of the former damage absolutely cannot be found again.

You can repair your family's clothing and cut expenses. You can make spare-time money (for yourself, church or club) without expensive equipment or space, pay the low cost OUT OF YOUR EARNINGS.

Or you can make \$20 a day and more as a full time business by providing this needed, simple and profitable service to your community—from your home—with little competition.

Anyone can learn this dignified work through our course. Perfect way for handicrafters to add a skill, add an income. Especially wonderful for women who need money but have trouble getting around.

Complete details free—no obligation, no salesmen. Just send your name and address to:

FABRICON COMPANY, Dept. F-1
8342 S. Prairie Ave., Chicago 19, Illinois

Show a sample to the manager—talk up the quality that will make the item sell to the type of customer the shop attracts. Stress the fact that it is attractive and unusual! Presently you will have orders. You might also write to your State Department of Commerce. They have top notch experts who can give you some practical step-by-step advice on how to turn a home-craft product into cash.

You can't do much on cutting down on your costs until you begin producing on a fairly large scale. But once you are sure of a couple of outlets look for materials wholesale. Study the classified sections of your telephone book for names of jobbers. You can buy limited quantities from them and save a good bit on the retail price. Or ask your department store to sell you at a reduced price. Tell them you are in business for yourself. You may only get 10 per cent off; but no matter what it is, it is a saving and will help you make extra profit on each item sold.

Be sure and keep records. As a career-housewife you may not feel you are concerned with tax problems; but it is nice to know what profit you are making. And also what your customers buy, and how much. So get a small order book at your stationery store; date every order, mark down whether it has been paid for or charged. Note size, color, any essential information.

Come on! Create something. Let people other than your close friends know what you are capable of doing. You are bound to get orders if you have patience, persistence, and enthusiasm. Perhaps enthusiasm stands highest as a prerequisite for the home-worker, so choose a project for which you have an intense eagerness. You'll need it if you are to bounce back after each mistake (and don't think you won't make

Continued On Page 28

Knitted Doily With Pointed Edge

This doily with sixteen points has a very pretty flower-like edge made with eyelets, the center is solid. It is worked in wedges, sewing the first and last ones together to form a circle. The model was made of number 10 mercerized crochet thread with number 1 standard needles; measures about 12 inches in diameter. For a larger size use larger needles and heavier thread. Directions for a smaller mat are also given.

Abbreviations: K (knit); p (purl); tog (together); O (yarn over); eyelet —k 2 tog, O, k 2 tog; sts (stitches).

LARGE MAT—Cast on 45 sts.

Row 1: K 42, O, k 2 tog, k 1.

Row 2: O, k 42, turn—leave 3 sts from each even row on needle to row 28.

Row 3: K 40, O, k 2 tog, k 1.

Row 4: O, k 40, turn.

Row 5: K 38, O, k 2 tog, k 1.

Row 6: O, k 38, turn.

Row 7: K 36, O, k 2 tog, k 1.

Row 8: O, k 36, turn.

Row 9: K 23, k 3 tog, O 4 times, k 3 tog, k 5, O, k 2 tog, k 1.

Row 10: O, k 10, p 1, k 1, p 1, k 21, turn.

Row 11: K 16, k 3 tog, O 4 times, k 3 tog, k 2, k 3 tog, O 4 times, k 3 tog, k 2, O, k 2 tog, k 1.

Row 12: O, k 7, p 1, k 1, p 1, k 5, p 1, k 1, p 1, k 14, turn.

Row 13: K 30, O, k 2 tog, k 1.

Row 14: O, k 30, turn.

Row 15: K 15, eyelet, k 9, O, k 2 tog, k 1.

Row 16: O, k 2 tog, k 12, p 1, k 13, turn.


Row 17: K 7, k 3 tog, O 4 times, k 3 tog, k 2, k 3 tog, O 4 times, k 3 tog, k 2, k 2 tog, O, k 2 tog, k 1.

Row 18: O, k 2 tog, k 6, p 1, k 1,

**MAKE
YOUR
OWN**

3 POINSETTIAS \$1
for Christmas

Chenille-Kraft FLOWER KIT makes three perfect Poinsettias—real-looking, actual size, richly colorful. Wonderful true-Christmas decoration—store them for next year with your tree ornaments. EVERYTHING in one package including simplified instruction sheet, nothing else to buy. So easy a child can do it. Make your own flowers for table or home decoration, gifts or re-sale. Send \$1 today for complete kit.



FREE—Regular 25c beautiful 32 page folder on Chenille-Kraft—190's of hobby ideas for fun and profit.

BARRY PRODUCTS CO. 801 W. Aldine St.
Chicago 13, Ill.

FREE

AMERICA'S GREATEST GIFT CATALOG



Aldens
**348-PAGE
Christmas
Book
1951**

ABSOLUTELY FREE—this fabulous collection of all that's new and wonderful for Christmas giving! Thousands of gifts for every age, every taste at Aldens guaranteed lowest prices. Nearly 100 pages of dolls, toys, games... hundreds of gift-lovelies for the ladies... man-pleasing tools, sporting goods, auto supplies... holiday fashions for all, plus scores of perfect "all family" home gifts. Aldens guarantees 100% satisfaction. Clip and mail coupon NOW to get this 348-page wonder-book FREE.

ALDENS, CHICAGO 80, ILL.

—MAIL COUPON NOW—

ALDENS, Dept. 880

Box 5362, Chicago 80, Illinois

Please rush my FREE copy of Aldens 1951 Christmas Book as soon as it is ready in October.

Print Name _____

Print ADDRESS or RFD NUMBER _____

Print POST OFFICE (Town) _____

STATE _____

—JUST PASTE TO A 1C POST CARD—

p 1, k 5, p 1, k 1, p 1, k 5, turn.

Row 19: K 19, k 2 tog, O, k 2 tog, k 1.

Row 20: O, k 2 tog, k 18, turn.

Row 21: K 5, k 3 tog, O 4 times, k 3 tog, k 4, k 2 tog, O, k 2 tog, k 1.

Row 22: O, k 2 tog, k 8, p 1, k 1, p 1, k 3, turn.

Row 23: K 11, k 2 tog, O, k 2 tog, k 1.

Row 24: O, k 2 tog, k 10, turn.

Row 25: K 7, k 2 tog, O, k 2 tog, k 1.

Row 26: O, k 2 tog, k 6, turn.

Row 27: K 3, k 2 tog, O, k 2 tog, k 1.


Row 28: O, k 2 tog, k 1, k 2 tog, k 41.

Row 29: There should be 45 sts on needle, ready to begin row 1 and another wedge. Sixteen wedges should make a round mat. Turn at row 28 on every other wedge, leaving one st on needle. In the other wedges on row 1, slip first st with needle in purling position, keeping center as near a point as possible.

SMALL MAT—Cast on 27 sts.

Row 1: K 24, O, k 2 tog, k 1.

Row 2: O, k 24, turn—leave 3 sts from each even row on needle to row





16, then k all sts which have been left.
 Row 3: K 22, O, k 2 tog, k 1.
 Row 4: O, k 22, turn.
 Row 5: K 14, eyelet, k 2, O, k 2 tog, k 1.
 Row 6: O, k 7, p 1, k 12, turn.
 Row 7: K 9, eyelet twice, k 1, O, k 2 tog, k 1.
 Row 8: O, k 6, p 1, k 3, p 1, k 7, turn.
 Row 9: K 8, eyelet, k 4, O, k 2 tog, k 1.
 Row 10: O, k 2 tog, k 7, p 1, k 6, turn.
 Row 11: K 3, eyelet twice, k 2 tog, O, k 2 tog, k 1.
 Row 12: O, k 2 tog, k 4, p 1, k 3, p 1, k 1, turn.
 Row 13: K 2, eyelet, k 1, k 2 tog, O, k 2 tog, k 1.
 Row 14: O, k 2 tog, k 5, p 1, k 1, turn.
 Row 15: K 4, k 2 tog, O, k 2 tog, k 1.
 Row 16: O, k 2 tog, k 1, k 2 tog, k 23—this knits all sts which have been left.
 Row 17: Same as Row 1.

Sixteen wedges makes a round mat. After sewing the first and last rows together it need not lay entirely flat until pinned out unless the knitter knits very tightly.

PROFITABLE HOBBIES

We have an **AMAZING OFFER** for every woman interested in hobbies or a home occupation for **PLEASURE OR PROFIT!** We teach you how to make **ASTONISHINGLY BEAUTIFUL** things out of plastic, ceramic, etc., and we **BUY** part of your production! You can easily earn **\$40.00** a week in your spare time! This is a **NEW** kind of work... far more appealing and rewarding than you can imagine! Send 25c for an attractive **SAMPLE**, a copy of our big Catalog and **INSTRUCTION BOOK!** Write today... this might be the lucky coin that will start the most fascinating and profitable phase of your life!

PLASTICAST CO., (Dept. M)

P.O. Box 6737
Chicago 80, Ill.
(Write to
either address)
P.O. Box 987
Palo Alto, Calif.

NEW! SOLD ONLY BY MAIL!

No Time Limit HOSPITAL PLAN

GOOD ANYWHERE IN U.S.

**Protects You in Case of
SICKNESS & ACCIDENT**

COSTS only 3c a DAY

Individual or entire family eligible, birth to age 70. Policy pays Hospital Room and Board Benefits as long as you remain confined. NO TIME LIMIT! (rest homes, sanitariums, Gov. Hospitals excluded). You get Cash Benefits for 74 Surgical Operations... Lump Cash for Accidental Death... Cash Payment for Loss of Eyes, Hands, Feet... Special POLIO protection... plus other valuable coverages. No waiting period! We pay CASH DIRECT TO YOU! Only 3c a day for adults; 1 1/2c a day for children to age 18. Sold direct! No agent will call!

POLICY PAYS

HOSPITAL ROOM AND BOARD FOR SICKNESS

Per Month **\$150.00**
(No time limit)

HOSPITAL ROOM and BOARD for ACCIDENT

Per Month **\$150.00**
(No time limit)

74 SURGICAL OPERATIONS

\$10 to \$100

Policy Provides in Lieu of Other Benefits the Following—

ACCIDENTAL DEATH

\$500 to \$2000

LOSS OF EYES, HANDS, FEET DUE TO ACCIDENT

\$250 to \$2000

INFANTILE PARALYSIS

HOSPITAL UP \$500
BILLS TO

DOCTOR BILLS UP \$500
While in Hosp. TO

ORTHOPEDIC UP \$500
APPLIANCES TO

YOU CAN GET MATERNITY

FREE! MAIL COUPON

NORTH AMERICAN MUTUAL INSURANCE COMPANY
Dept. 1151-WB, Wilmington, Del.

Please send me, without obligation, details about your "3c A Day Hospitalization Insurance Plan".

Name

Address

City State

NEW Shaped-to-fit PLASTIC FURNITURE COVERS

Over 50 Sizes for Lawson, Wing, Modern, Sofabed, Sectional, others. Durable Firestone Velon protects furniture from dust, pets, liquids, children, without hiding its beauty. "Shaped-to-fit"—don't confuse with bag-type covers. Smart separate Cushion Covers. Chair sizes as low as \$3.95. Guaranteed. Get our FREE CATALOG and SAMPLE of PLASTIC. House of Schiller, 180 N. Wacker, Dept. W-1 Chicago 6

WRITE FOR **FREE CATALOG**

WOMEN WANTED

Hold Home Style Showings of Lingerie, Hosiery, Apparel **MAKE \$8 HOURLY**

Housewives! School Teachers! Demonstrators! Make up to \$40 in an evening or afternoon holding easily arranged Home Style Showings of lovely lingerie, hosiery and other modestly priced apparel for men, women and children. The sensation of the "Party Plan." Prizes, games, refreshments for guests. No canvassing... no experience needed. We show you how. It's New! Pleasant! Profitable!

FREE OUTFIT—Write quick for outfit and complete Style Showing Plan.

BEELINE FASHIONS 4145 Lawrence Avenue, Dept. 107, Chicago 30, Ill.

SAVE 20 PERCENT ON ART NEEDLEWORK

AMAZING GIFT MAKER BARGAIN

1 BIG PACKAGE of beautiful stamped goods; make delightful Art Needlework gifts... buy direct from Aunt Ellen's Studios. We believe, nothing like this ever offered before!

2 EXCLUSIVE DESIGNS Thrilling assortment includes stamped pillowcases on pure White, 140 count percale finish muslin, pan-holder kits, chair set, refreshment set, vanity, 3 aprons, die-cut felt to make baby booties, six crib quilt blocks, batiste baby dress, etc.

3 SURPRISE ITEMS Including (not shown) stamped goods to make lapel gadgets bean bags, circle doily, embroidery pictures, clever appliques for children's clothes. Plus—salt, pepper, cream & sugar doilies, baby gertrude, etc. Complete, easy directions included. Order No. 36-1159.

FREE SALE CIRCULAR WITH ORDER

SEND NO MONEY. Rush name and address for C.O.D. shipment, on arrival pay postman only \$5.00 plus postage and fee. **SAVE.** Send payment with order and we'll ship postpaid and include **EXTRA**, without cost, directions for lovely Sea Shell Doily. Don't miss this amazing bargain... regular cost, \$6.49 (when sold as individual kits, **NOW** one big package only \$5.00. Sold on money back guarantee. If not delighted, return for refund. Write today.

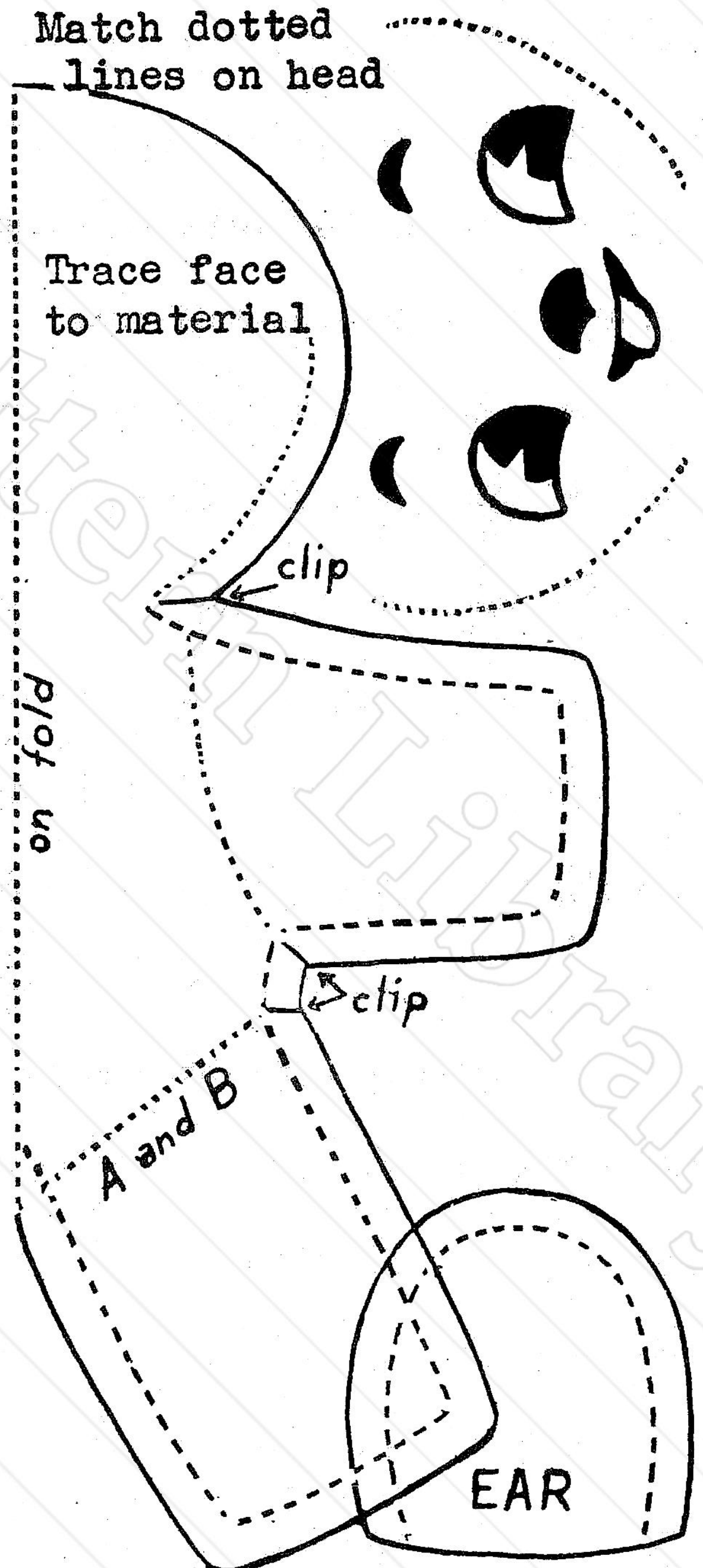
MODERN HANDCRAFT, Department 2025
2401 Burlington Kansas City 16, Missouri

Pillowcases, Chair Sets, Panholders
Refreshment Set, Vanity, Bibs, Toys
Aprons, Booties, Crib Quilt Blocks, Baby Garments, etc.

Bitty Bears

Ruth H. Laughlin

Start now to make yourself a supply of "Bitty Bears" to tuck into gift boxes. Your small friends will love to play with them. Older girls like to wear them as lapel pins on their coats, or to use them as sachets.



BITTY BEAR PATTERN



Search your scrap bag of bits of cloth and ribbon, most any kind or color will do. Perhaps you would like a brown bear with gold colored ears and bow tie, or a black one with a white face and a red polka dot dress. You will need two pieces of cloth about 5½ inches square, some red and black embroidery thread or textile paint, cotton or wool for stuffing, sachet powder, 6 inches of narrow ribbon for bow tie or material for a dress.

Trace the pattern on paper and cut it out. Cut two pieces for the bear and two pieces for each ear. Embroider or paint the features. Place the right sides together and stitch around leaving an opening at the top of the head. Clip seams where needed and turn right side out. Stuff the legs, then sew across lines "A" and "B." Do the arms the same way. Stuff the tummy and head with cotton and sachet powder. Put the right sides of the ears together, stitch, turn, and press them. Gather across the bottoms of the ears and sew them in place on the head. Add more cotton to the head and sew up the opening. Tie a ribbon around the neck or make a little dress to put on your bear.

The Bitty Bear's dress takes a piece of cloth or ribbon about 2½ by 8 inches and is easy enough for a child to make. Fold your material in half, then fold it in half again. On the double fold cut

a quarter circle starting about one inch down from the top edge. This makes the cape sleeves. Turn under the top edge of the material and gather it to fit around the neck. Tie it in the back with thread or ribbon.

You can make several of these cunning Bitty Bears in one evening at practically no cost.

Dip cup in hot water when measuring syrups and molasses and they will not stick to the sides of the cup.

KONTURETTES

by Kyle OF CALIFORNIA
They Build Your Morale!



**NUDE
NYLON
NET
"BRA"**


**complete
with
Konturettes**

Or separate Konturettes to Sew in your DRESSES . . PLAY CLOTHES . . KNITS . . AND SWIM SUITS. An entirely different way to improve your figure. Positively not detectable NO RUBBER, but scientifically designed petals of downy-soft wool, adjustable to individual requirements. Used by Motion Picture Studios!

Approved by leading physicians.

**Bra has inner pockets so
Konturettes can be removed. \$5.00***
32 to 38 . . A and B Cups . . .

KYLE OF CALIFORNIA		W
210 S. Robertson Beverly Hills, California		
NAME _____		
ADDRESS _____		
Bra with Konturettes 5.00 size () Cup ()		
Konturettes regular () 3.00		
Just Accents () 1.85 *postpaid		
Check ()	Money Order ()	C.O.D ()



Women Who Make Cents

The WORKBASKET will pay \$2 for each short article accepted for this department. Material should concern specific women who have found ways to add to the family income. Address all contributions to Women Who Make Cents, The WORKBASKET, 2401 Burlington, Kansas City 16, Mo. No contributions to this department will be returned.

Leather Covered Memo Pads

For the last year I have been making leather memo pads out of scrap leather. I use regular 5 cent spiral memo pads, removing front and back covers. Using scrap leather from a local saddle company, I wind the spiral coil through the leather and original memo paper. On the inside of the front cover, now leather, a small calendar on a plastic coated card is pasted, so when you open the pad upward—the calendar is on top and your memo pad paper is below. Tooling the front cover adds beauty and they sell easily for \$1. Also, initials may be put in to add a more personal touch.



Mrs. Dorothy Shackelford.

Handmade Neckties

My nephew needed a black necktie to wear as he marched with a high school band. There was no chance to purchase one, so I volunteered to make one for him. Taking an old necktie for a pattern, and summoning what needlework skill I had at my command, I made him a necktie from some black silk. My curiosity was aroused about the fashioning and finishing of men's neckties, and before long I visited various shops where ties were displayed, including the best stores and exclusive shops of one of the largest cities in our country. I examined ties for workmanship, design, color, and talked with shop owners about prices of handmade ties. Then I purchased a pattern from one of the popular pattern books in a department store, supplied myself with materials and set to work. My repeated efforts culminated in a new skill. I made several ties which I used for gifts. As the holiday season



Thrilling Work COLORING PHOTOS at Home

Fascinating hobby and vocation learned at home by average man or woman who is artistically inclined. Work full or spare time. Modern method brings out natural, life-like colors. Many have earned while learning.

FREE BOOKLET tells how to get started doing this delightful home work for photographers, stores, individuals, and friends. Send today for your copy. No obligation.

EASY TO LEARN

NATIONAL PHOTO COLORING SCHOOL
835 Diversey Pkwy., Dept. 1528, Chicago 14, Ill.



approached, different friends who had seen my ties asked me to make some on order. I sold a dozen in this way. Then I contacted the owner of a gift shop, and also sold some through a local store. For these I charged \$2 and \$3 depending on the kind of material used. Most of the material I have bought at yard goods sections of department stores. The selection of colors and patterns and the weight of material becomes an absorbing interest. I have found I can purchase the wool canvas necessary for the interlining at a tailors' supply house, and also save money by buying button-hole twist (with which to do the slip-stitching) in large quantities and a good selection of colors, at the same source.

Bertha Weeks.

Gift Boxes from Greeting Cards

I have always lived in a small town where certain things are hard to get—such as lovely gift boxes; therefore, I make them and sell them. It nets me a sizable amount of spending money, especially around any holiday. For years I have saved all of the old greeting cards received from friends and relatives. My family, and I have a large one, saves theirs for me. I cut off the faces of these cards and cover plain ordinary cardboard boxes, all sizes, by gluing them onto the boxes. I paint an appropriately colored border around each card with water colors. I have a small room in the house filled with these boxes fitting for every occasion, birthday, Christmas, etc.

Henrietta Poschen.

A heated mixing bowl makes creaming much quicker and easier.

NEW "Pocket-size" CLEANING PLANT

Janie SPOT ERASER

RUB ON BRUSH OFF

No odor, no ring. Cleans grease spots, rugs, upholstery, white shoes, etc. NOT A LIQUID.

ONLY 20¢

AT ALL CHAIN, DRUG, DEPT. STORES, NEWSSTANDS

If Unavailable, Send \$1 for 5 "Janies"

AEROXON, DEPT. 20, 130 W. 42d. St., New York 18

METALS FOR HANDICRAFT

• ALUMINUM • BRASS • COPPER • PEWTER

• Circles • Tooling Sheet • Flat Sheet

• Kits • Designs • Tools • Accessories

ALUMINUM and PEWTER DISCS Still Available for Making TRAYS!

We also supply Designs, Asphaltum and Remover, Steel Wool, Plastic Luster, Brushes, etc.

FREE IMMEDIATE DELIVERY! Your order shipped same day received.

We prepay delivery on cash orders.

FREE PRICE LIST sent on request. Write today!

HUBBELL METALS, Inc.

(Formerly Named Brass & Copper Sales Co.)

2817 Laclede Ave. Dept. WB-2 St. Louis 3, Mo.

NEW DENNISON BOOK FILLED WITH Gift Wrapping Ideas

Here is the finest book on gift wrapping ever offered. 24 pages of ideas and instructions on wrappings for holidays, birthdays, showers, weddings, anniversaries, special occasions. Shows how easy it is to wrap beautiful packages. 25¢ at stationery counters or use coupon below.

Dennison

Dept. Y-199, Framingham, Mass.

☐

25¢ enclosed

Send "How to Gift Wrap—The Dennison Way".

Name

Street

City

State

Aunt Ellen's CLUB NOTES

What Clubs Are Doing

Bazaar season is here. One club writes that in order to have a big collection of articles to sell at their annual bazaar, each lady contributes twelve articles, one for each month of the year. Some gave all during the year and these items were stored away until bazaar time, others preferred to give theirs all at once at bazaar time.

If your club is planning a bazaar, remember that no bazaar is complete without a white elephant table, fish pond or a grab bag. This is a good way to bring in extra dimes and quarters. All of these items should be contributed.

The quilt show and sale of a rather large Aunt Ellen club has been the talk of club members all year. These pieced and appliqued quilts were pieced and quilted by the club members during the year. Needless to say their treasury was greatly increased.

A vast project of an Aunt Ellen club for the past year has been the assembling and printing of a cook book. The first books came off the press in October. These have nearly all been sold and they are planning to have others printed to sell as Christmas gifts at their bazaar next month. Favorite recipes of club members, and their friends and townspeople were chosen; hints on preparation and selection of foods are also included.

Roll Call Suggestions

1. A cooking hint for baking the Thanksgiving bird.
2. A Thanksgiving table decoration.
3. Favorite casserole dish.
4. Name a pleasant pastime or hobby.

Program Suggestions

Book Reviews

Book reviews always make a popular program. Many clubs have members in their own group who review books. Those members with good clear voices, nice personalities and alert minds make good reviewers. Above everything the reviewer should select a book that interests them. It is best to talk without notes; however you may refer to them occasionally.

It is impossible to tell anyone exactly how to write a book review but here are a few pointers that will perhaps help in preparing a book review. The idea of a book review is to stimulate and create the listeners' interest enough, to make each person anxious to read the book; if this is accomplished, the review was a success.

First you must know as much about the book and the author as possible; study the life of the author in the library. Read the book for story, then read it the second time for definite points on which to base your review.

Make notes on the following points; they must be covered in a book review.

1. Name of book and author.
2. Type of book.
3. Purpose of the book, and the author's success in achieving his purpose.
4. Important facts about the life of the author, especially those that relate to the book being reviewed.
5. The author's style.
6. Your own opinion of the book.
7. It is wise to know the publication date, the publisher and price of the book. Somebody may ask this information.

After you have digested the book,

you are ready to write the review. Refer to your notes on the author. The review should make it definitely clear what the purpose of the book is.

Style may be defined as the distinctive mode of writing. The length of sentences, the choice of words, the selection of materials, all contribute to the style. Use adjectives to describe the author's style.

Tell why you liked or disliked the book. It may be that you especially liked or disliked a character, the plot was interesting or perhaps there was no plot, because of the author's humor, or any number of reasons.

Describe it as a book that one will want to buy for one's bookshelf; tell if it is a book you can pick up and read at odd moments or whether one will want to read through at one sitting.

Books that are wisely selected and presented in an interesting manner make for a lively club program and meeting.

Thanksgiving Centerpiece

For an easy and yet attractive centerpiece, try making chocolate rolls or logs rolled in cocoanut to make a log cabin, then arrange two small pilgrims and two small turkeys around it.

To make the chocolate logs, melt one square of unsweetened chocolate, in top of double boiler, add two-thirds cup sweetened condensed milk; stir and cook about five minutes or until mixture thickens. Remove from fire and add one cup confectioners' sugar, three-fourths teaspoon vanilla and mix thoroughly.

Shape into rolls, about two inches long and one inch thick; roll in toasted cocoanut. Place in refrigerator for three or four hours or until firm.

Place these on an oblong or oval mirrored tray in log cabin fashion, that is across and lengthwise. At the local

BIG MONEY

ASSEMBLE

METALLIC

LAPEL PINS

Amazing Big Profits at home. Fascinating hobby. Assemble Original Love Birds made from jewel-toned sequin strips. Easy directions — No skill required — weave 10-12 pins per hour — sell for \$2.50 or more. SPECIAL INTRODUCTORY KIT includes one ASSEMBLED LOVE BIRD, directions, supplies and pre-cut material for SIX ADDITIONAL LOVE BIRDS. Sell these for \$15 profit. Send only \$1. **MONEY BACK GUARANTEE.** Order now for fast easy profits. Catalog 10c. **FREE** with order.

\$1.00

MASON'S, Great Neck 25, N. Y.

NO SEWING

MEN and WOMEN



Start NYLON Club in Your Neighborhood



MAKE EXTRA MONEY IN YOUR SPARE TIME!

NYLONS GUARANTEED 9 MONTHS



CHEVROLET given as EXTRA BONUS

HOSE FOR OWN USE
Sent With Outfit

You can have a lot of fun starting a Wil-knit NYLON Club. Friends and Neighbors give you orders for beautiful NYLONS — Then, as members of your club, depending on quantity, they get new Nylons absolutely **FREE**, if their hose wear out, run, or even snag — from any cause whatever — within **NINE MONTHS**. Every **ORDER** means **extra spending money for you**. Many hundreds have made as much as \$20 or \$30 **EXTRA MONEY** the first week — and more! I can also arrange to have a new Chevrolet delivered to you by your local dealer as a bonus — so you can drive around to call on your Club Members. I hope you will send me your name on a penny postcard so I can send you all this money-making information . . . My Money-Making Plan is absolutely **FREE**. Please send your hose size also. Write today! Just address postcard to me, **L. LOWELL WILKIN, WIL-KNIT HOSIERY CO., 23111 Midway, GREENFIELD, O.**

dime or variety store get two small pilgrim figures and two small turkeys. Place the figures in front of the cabin and a turkey on each side of log cabin.

Arrange glass candle sticks with orange candles close to each turkey.

Recreational Hour

Make a Favor

Provide each person present with a paper containing gum drops, jelly beans, raisins, prunes, candy corn, several pipe cleaners, and toothpicks. Also give each some colored paper and several lacy doilies. Tell each member to make a favor that could be used for her Thanksgiving dinner. Allow about ten or fifteen minutes, then have each display the favor she made. Award a small prize to the one adjudged the best.

Pumpkin Prophecies

Carve the surface of a pumpkin into squares, and in each square outline a symbol, such as a dollar sign, pen, anchor, heart, wheel. Suspend pumpkin from the ceiling. The seeker for fortune twirls the pumpkin, jabs it with a long pin, and the sign in the square she jabs foretells what is going to happen to her—receive money, get an important letter, take a cruise, have a love affair, go on a journey. Add other symbols if you like and make a chart telling what each symbol stands for.

Use fine steel wool and whiting to clean burned food from enamel, agate, or iron pans; vinegar, steel wool, and whiting for aluminum pans. Use a wooden spoon to scrape aluminum or agate pans, never a metal one.

"Magic Loop" FISH BOWL

MYSTERY!
THRILLS!
FUN!
NEW!

WHAT KEEPS WATER IN THE LOOP?


BAFFLING!
HOW IS IT DONE
???

10 DAY FREE TRIAL

SEE FISH SWIM THRU THE LOOP!

CRYSTAL CLEAR PLASTIC

Yours for 2⁹⁵



A NEW, patented invention that thrills and holds the family and friends spellbound! Everybody asks: "What keeps the water in the loop?" How fascinating it is to see the happy fish whirl thru the loop! People never seem to tire of watching their antics. Here's all you do: Fill the bowl according to easy directions with $\frac{1}{2}$ gallon water. Put in your favorite fishes. Then see how they swim thru the loop as gay as young children! The "MAGIC LOOP" AQUARIUM is quality made of crystal-clear, shock resistant plastic. It adds that smart beauty touch to a much appreciated gift! Decoration Hint: Use two—one for each end table—and watch your living room come alive!

10 DAY HOME TRIAL—AT OUR RISK!

Money-back GUARANTEE! Send only \$2.95 for quick, postpaid delivery. C. O. D.'s sent plus postage. A set of 2 for only \$5.00, postpaid. Full price refund if not thrilled! Better rush! Our supplies limited.

CONSUMERS MART, 72M-138, 131 West 33rd St., New York 1, N. Y.

Junior WORKBASKET

Have you thought of starting your Christmas gifts early? An early start is the best, and a good time to begin is right now.

A very useful gift is a string holder made from an old tin funnel. Father might like one for his hobby workshop, or maybe mother would like to have one for the kitchen or sewing room.

We begin with an ordinary tin funnel, either an old one, or buy a shiny new one. In case it is old and rather rusty, a good idea is to use some sand paper on it. Next comes a good washing in warm soapy water and then dry it. Cover the funnel with enamel, both inside and out. Be sure to let it dry between each coat. When it has dried, lightly draw a design on the outside in pencil. Paint the design with bright enamel, and see, now you have an attractive string holder that can be hung on the wall in easy reach! A nice idea is also to include a ball of string when you give the gift. The ball goes in the wide funnel mouth, with the end of the string coming down out of the neck. Hang the string holder with the ring on the top. I

have sketched a string holder for you.

Most girls like to embroider, and I even know some boys who do, too! Maybe somebody on your Christmas list would like a towel or two. One made by you would be very nice. You can buy all sorts of cute transfers, or, if you like, trace off the designs, similar to the ones shown, from books or magazines.

You can buy towels ready made, or use toweling and hem or fringe the ends. If you fringe them, be sure to machine stitch next to the edges to hold the threads. These simple designs might be cute for use on colored towels, made to match the bathroom or the kitchen.

Play Piano with BOTH Hands the FIRST Day—or Don't Pay!

AMAZING, NEW, PATENTED SELF-TEACHING DEVICE GIVES "SECRET"

You, too, can play piano with BOTH hands, at once! Thousands have learned to play this fast, easy A-B-C way. With the amazing invention, the AUTOMATIC CHORD SELECTOR, there's nothing to it. This is no trick method. You actually read and play any sheet music. And, the Patented AUTOMATIC CHORD SELECTOR guides your fingers every note of the way. No scales, no exercise, no boring

practice. You play the minute you sit at the piano. In no time at all you're playing Hit Parade numbers, or hymns, or beautiful old ballads... or all three! Send for this marvelous Dean Ross Piano Course today. Consists of 30 illustrated lessons, 50 songs with words and music, special Dean Ross play-at-once arrangements, and the Patented AUTOMATIC CHORD SELECTOR. Only \$1.98 complete. You have nothing to lose and popularity and fun to gain, so mail the 10-Day FREE-TRIAL coupon now!


Dean Ross Piano Studios, Inc., Dept. E-6911
45 West 45th St., New York 19, N. Y.

Send Piano Course of 30 lessons, 50 songs, and Patented Automatic Chord Selector. On delivery will pay postman just \$1.98 plus postage. If not delighted, may return Course in 10 days for purchase price refund. The Automatic Chord Selector is mine to keep.

☐ **SAVE MONEY!** Send payment now, we pay Postage. Same guarantee.

Name

Address



With The Cooks



The WORKBASKET will pay \$2 each for any recipes for your family's favorite dish published in these columns. Address them to Food Editor, The WORKBASKET, 2401 Burlington, Kansas City 16, Mo. We regret that we cannot publish every recipe and that we cannot return those not used, nor correspond about them. The decision must be left to our judges.



Cook Food in **STEAM BASKET**

**For More Flavor
and Nutrition**

French imported; helps to preserve minerals, vitamins, delicious flavors in vegetables, fish, meat, etc. Cooks without sticking or burning. Steam Basket fits any pot.

Leaves fan out like a basket. Adjustable legs, convenient handles. Makes ordinary pot a double boiler for heating left-overs, steaming buns, etc. Folds for storage. Sturdily made of aluminum. Complete with instructions.....

\$1.50

Postpaid. No C.O.D. Satisfaction Guaranteed.
ELRON, 156 W. Chicago Ave., Dept. CG-90, Chicago 10, Ill.

Turkey Roll

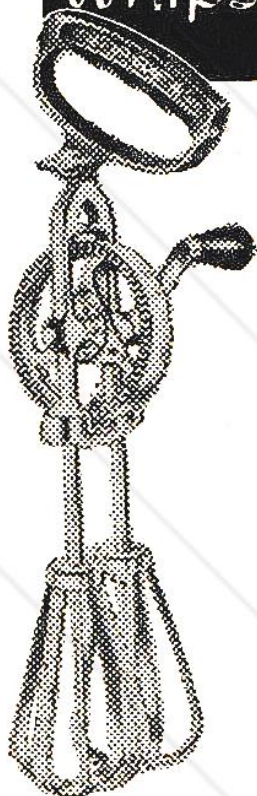
- 2 $\frac{1}{4}$ cups minced roast turkey
- 2 teaspoons chopped onion
- 2 cups turkey gravy
- 2 cups sifted flour
- 2 teaspoons baking powder
- $\frac{1}{2}$ teaspoon salt
- $\frac{1}{3}$ cup shortening
- $\frac{3}{4}$ cup milk

Put 1 $\frac{1}{2}$ cups of turkey in a bowl, add the onion and moisten slightly with about one half cup of gravy. Add salt and pepper if necessary.

Make baking powder biscuit dough with the flour, baking powder, salt, shortening and milk. Roll out about $\frac{1}{2}$ inch thick; spread turkey mixture to within one half inch from edges. Roll as you would a jelly roll. Place on a lightly greased baking pan and bake until brown in a 400 degree oven—about twenty minutes.

Heat rest of turkey and gravy and pass separately with cranberry sauce. Serves six.

Beats, Blends, Mixes
Whips... Perfectly!



Adjustable handle
...right or left hand
use... pear-shaped
blades...mixes any-
thing mixable. At
department, home
furnishings, and
hardware stores —
in a variety of
colors and finishes.

DAZEY "Blend-R-Mix" Makers of the world's
\$4.95 first and finest wall
type can opener.

The Better Eggbeater
Dazey Model No. 810C

it's a



DAZEY

Date Gems

- $\frac{1}{3}$ cup butter
- 1 cup powdered sugar
- 2 well beaten eggs
- $\frac{1}{2}$ cup milk
- 1 $\frac{3}{4}$ cups flour
- 2 teaspoons baking powder
- $\frac{1}{2}$ teaspoon ground ginger
- $\frac{1}{4}$ teaspoon grated nutmeg
- $\frac{1}{4}$ teaspoon powdered cloves
- 1 cup chopped dates

Cream sugar and butter. Sift all dry ingredients. Add eggs to mixture. Alternate flour and milk, then add dates. Mix well and drop from tip of spoon onto a greased cookie sheet; allow a little distance between each for spreading, or bake in a floured pan. Bake in moderate oven for 25 minutes.

Gingerbread Muffins

- 1/2 cup butter or shortening
- 1/2 cup sugar
- 3 cups sifted flour
- 1 1/2 teaspoons baking powder
- 1/2 teaspoon salt
- 1 teaspoon cinnamon
- 1 teaspoon ginger
- 1/2 teaspoon cloves
- 1 egg beaten
- 1 cup dark molasses
- 1 cup hot water

Cream the sugar and shortening, add sifted dry ingredients alternately with the egg, molasses and hot water. Beat until smooth. Bake in small, well greased muffin tins or place paper baking cups inside muffin tins and fill. Bake in 375 degree oven for 20 minutes.

Orange Cake

- 1 cup shortening
- 1 cup sugar
- 1 egg
- 1 cup sour milk
- 1 teaspoon soda
- 1 teaspoon vanilla
- 1 cup raisins (chopped fine)
- 1 orange chopped fine
- 1/8 teaspoon salt
- 2 cups flour

Cream shortening and sugar, add slightly beaten egg. Mix milk and soda, then add vanilla, raisins and orange. Sift flour and salt, add last and mix well. Bake 25 minutes in 325 degree oven. This makes a large cake. Ice with pineapple juice and powdered sugar.

Mrs. Marvin McCombs
Oklahoma.

For a quick and economical "cake," pack colored caramelized popcorn in a buttered angel food pan. When "set," turn onto a plate and place a large candle in the center.

TWO-CUP COFFEE QUICKIE

One or two cups of delicious fresh coffee in a jiffy!

This fast-heating electric percolator saves coffee. Lustrous, polished aluminum. One year guarantee.

\$3.95 postpaid

110 Volts
AC-DC

4 CUP SIZE

\$4.95

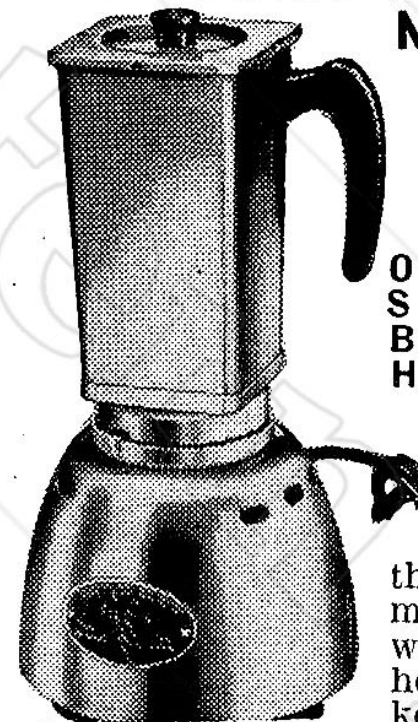
HAINES CORP.

303-W-So. 7th St.,
Minneapolis, Minn.



WHICH DO YOU WANT?

MODERN OR OLD FASHIONED METHODS



VITA-MIX Makes it easier to get essential vitamins and minerals from fruits and vegetables.

Only Machine With
Stainless Steel
Bowl and Bakelite
Handle.

\$29.95

**SELF-CLEANING—ADD SOAP,
WATER, TURN ON**

In preparing food the ordinary way you peel off and throw away many of those vitamin and mineral filled parts which are so essential to good health. With the Vita-Mix you keep ALL the natural health-giving food value. Liquefies, whips, chops, emulsifies all fruits and vegetables into tangy, appetizing drinks. No cooking, juicing or peeling of rinds necessary. Now has new unbreakable stainless steel bowl. Easy to sterilize. Comes with a ONE YEAR GUARANTEE.

Look What Vita-Mix Does:

Makes health drinks in 1 to 4 minutes, makes soup without boiling in 3 minutes, makes cake batter ready for oven in 3 minutes. Grinds whole grain, chops vegetable salads, whips cream, churns butter, makes omelettes, pie fillers, sauces, sherbet, baby food, purees.

2 VALUABLE GIFTS GIVEN WITH ORDER

Vita Miracle
Recipe Book

Shows you how to make 533 delicious dishes and drinks with your Vita-Mix.



Corn
Popper



Electric Pops corn without stirring. No mess. Use in living room.

Order Now
Before Rearma-
ment Stops
All Production

Corn Popper\$ 5.29
Recipe Book55
Vita-Mix 34.95
Value\$40.79
You Pay 29.95
You Save\$10.84

NATURAL FOODS

Dept. WB-11, Olmsted Falls, Ohio

I enclose \$29.95. Rush me your Vita-Mix plus 2 FREE Gifts.

Name.....

Address.....

City.....State.....

(Continued from Page 14)

plenty of mistakes) before you go on to success. There are many trials and tribulations in a home business. But there's a lot of fun, too, making money from your own creations. So why not give it a try.

Here are the directions for the mittens that started me off on a thriving home business. I make them in all sorts of color combinations. Most popular, though, are the ones made of a gray-heather yarn with either brilliant red pompons, or Kelly green.

These directions are for size 2.

Materials: Sport yarn—1 skein main color (makes three pairs).

1 skein contrasting color.

Needles—1 pair number 3 single point and 1 double point needle.

Right Mitten: Cast on 32 sts (stitches) for cuff and work in ribbing of k (knit) 1, p (purl) 1, for 2¼ inches. Then work pattern as follows:

Row 1: K 2, p 1, k 4, p 1, k 4, p 1, k to end of row.

Row 2: P 19, k 1, p 4, k 1, p 4, k 1, p 2.

Row 3: K 2, p 1, sl the next 2 sts on to a double point needle and hold in back of work; k the next 2 sts; k the 2 sts off double point needle (cable); p 1, cable again, p 1, k to end of row.

Row 4: Repeat row 2. (Cable every fifth row until you reach the tip decreases).

Next Row: Thumb Increase—Work over 15 sts in the pattern; inc (increase) 1 st in next st; k 1, inc in next st; k to end of row.

Next row and every other row: Work without incs.

Second Inc: K 15 sts in pattern; inc in next st; k 3, inc in next st, k to end of row.

Third Inc: K 15 sts in pattern; inc in next st; k 5, inc in next st, k to end. Work next three rows even.


4 DOLLHOUSES

from 1 gigantic set


SENSATIONAL
FACTORY
CLOSEOUT

\$2.98
complete


FREE 84 TOYS
for Rush Orders



Dolly's School House



Jumbo Circus



Fairyland Puppet Theatre



TREMENDOUS BARGAIN!

You might easily pay more than \$20 for 4 other dollhouses! Imagine — all steel wire frames, real vinyl plastic sides, very heavy, brightly colored corrugated fronts — over 1400 cubic inches of play space! Thrill and excite any girl or boy with this gigantic gift that changes into 4 breathtaking, big 11" x 14" sturdy dollhouses. Needs no tools, no extras.

FREE... ALL 84 TOYS

Exciting cardboard furniture, animal, and other cut-outs plus 14 wood stands. Not in stores due to critical shortages. Please Mail \$2.98 (Imagine, less than 75c per) and receive all 84 FREE cut-out toys, FREE Xmas wrap and postage. Send \$2.98 today to:

CHAR-INC. Dept R-1, 447 W. Los Feliz, Glendale 4, Calif.




BABY SHOES Preserved on PICTURE FRAME

Baby's precious shoes preserved in metallic bronze-like finish together with photo on handsome 8 x 10 picture frame.

ONLY \$5.95 Baby's first name engraved IN GOLD! 3-16 in. plate glass for photo supplied. Magnificent lifetime keepsake! **Send No Money!** Mail shoes & name. Pay postman plus postage on delivery. Satisfaction guaranteed.

Duramic Products, Dept. K-22
1493 Clybourn, Chicago 10, Ill.

Your YOUNGSTER WILL LOVE IT!



Give your youngster a **TRACTALL** for the joy-ride of a lifetime! Looks just like a man-size Tractor. The perfect gift for boys, girls, up to 12 years old. **Chain Drive.** Sold only direct from factory. Write for Literature, **FREE** trial offer.

INLAND MFG. CORP., Dept. WO-11, 164 Ellicott St., Buffalo 3, N. Y.



SINCE 1924

MAKE YOUR OWN! WITH

GRIFFIN LEATHERCRAFT KITS

• Best assortment of tools, materials in U. S. A.! Send 25¢ for 116-page catalog. (Money refunded first order.)

GRIFFIN CRAFT SUPPLIES

5626-E Telegraph Avenue, Oakland 9, Calif.

Design Smart Fashions LEARN AT HOME-SPARE TIME



Fascinating field. Design own wardrobe at considerable saving. Gain experience designing for others. It may lead to thrilling career—even a shop of your own some day. Basic "learn-by-doing" course under guidance of qualified teachers provides excellent starting point for a career. Send for free booklet. "Adventures in Dress Design."

NATIONAL SCHOOL OF DRESS DESIGN

835 Diversey Pkwy.

Dept. 1528

Chicago 14, Ill.

Thumb Separation: K 15 sts in the pattern, place on a stitch holder, k 9 sts, leave on the needle, place remaining sts on second stitch holder, cast on 1 st at the end of the 9 sts, turn and p back, cast on 1 st. Work on these 11 sts in stockinette stitch for 11 rows (1¼ inch).

Next Row: K 2 sts tog (together) across row. Cut yarn, leaving a 5 inch length. Thread tapestry needle and draw tightly through the remaining sts and fasten on wrong side. Sew up thumb.

Take the sts from the first stitch holder and put back on needle; tie yarn in the first st. Pick up and k 4 sts along the thumb, k the sts from the second stitch holder. Work back and forth on these sts in the pattern until the mitten measures 3 inches from ribbing.

Tip Decrease: * K 4, k 2 tog, repeat from * across row. P back.

Second Dec: * K 3, k 2 tog, repeat from * across row. P back.

Third Dec: * K 2, k 2 tog, repeat from * across row. P 2 tog across next row. Cut yarn, leaving a 10 inch length. Thread tapestry needle and draw through remaining sts. Draw tight and fasten on wrong side. Sew up mitten.

Left Mitten: Work the cuff the same way. Make thumb increases reversing instructions.

Finishing: Thread tapestry needle with contrasting color yarn and run through each cable leaving 3 inches of yarn at tip and cuff ends.

Pompon: Wind contrasting color yarn around prongs of fork (or piece of cardboard 1 inch wide) 80 - 90 times. Run thread through center before slipping from fork. Tie securely and clip opposite ends. Trim in shape of ball. Fasten two pompons to mitten at wrist, fasten yarn on wrong side at tip end.

WE NEED MEN AND WOMEN

To Show Amazing New Kind
of **STAINLESS STEEL**
WATERLESS COOKWARE



BIG MONEY FULL OR SPARE TIME

Sensational new kind of Cookware Club is bringing amazing earnings to men and women everywhere for full or spare time work. You actually can give away Free Stainless Steel Mixing Bowls as a Bonus to housewives who get famous Carlton Cookware at ½ or ⅓ what they would expect to pay and on Easy Pay Add-A-Piece Club Plan that makes every housewife an eager Prospect!

FREE COOKWARE GIVEN to Producers to Use and Show Florida Vacations as a Bonus

Yes! You can get your own 15-Piece Set of Matched Stainless Steel Waterless Cookware FREE AS A BONUS to use and to show. Big earnings daily just writing up orders from friends and neighbors. No experience needed. We show you everything—supply everything you need FREE. Earnings start at once. Write quick for full facts including Bonus Plan by which you can spend your winter vacation in Florida at our expense. Be first in your community!

CARLTON, DEPT. 8-T, CARROLLTON, OHIO

BIG MONEY for You Showing NEW MIRACLE Labor Saving Discovery

MEN! WOMEN! Enjoy amazing profits with new "Miracle" Copper Cote Ironing Pad. Plastic Coating saves housewives time, labor, money. 1-minute demonstration sells it. Experience unnecessary. **Write for FREE Sample Offer** Send for FREE facts about COPPER COTE, and our other new fast-selling products. **SEND NO MONEY.** Write for details, sample offer to **THE SHELTON CO., Dept. 819** 1223 South 23rd St., Milwaukee 46, Wis.



150 NEW DELUXE BUTTONS

Tremendous bargain! Beautiful, expensive quality! All kinds in all sizes and colors. Numerous COMPLETE SETS of 6 to 12 matching buttons included! ALL NEW, no culls. 150 Buttons 25c. If you order 4 sets for only \$1.00, we'll send you a fifth set FREE of extra charge!

Also FREE with \$1 order—amazing Buttonhole Maker. Fits any sewing machine. Include 5c extra for postage on each 25c order, 10c on \$1.00 orders. Sorry, no C.O.D.'s. Supply limited. Order NOW! Satisfaction guaranteed, or purchase price refunded. **BUTTON MART, Dept. 14-M, 510 St. Charles, St. Louis, Mo.**



Pillowcase Insertion

Here is a pretty insertion that works up quickly and is very easy to make. It is made with four 80-yard balls of size 30 American Thread Company "Star" Mercerized Crochet Cotton in a shaded color to harmonize with any room, and a number 12 crochet hook. A pair of hemstitched pillowcases are also needed but the edge may be rolled and crocheted.

Abbreviations: Ch (chain); sc (single crochet); sl st (slip stitch); sk (skip); sp (space); dtr (double treble—thread over 3 times and work off 2 lps at a time); lp (loop); dc (double crochet); 2 dc cluster st (work 2 dc, holding last lp of each on hook, thread over and pull through all lps at once); p (picot); rnd (round).

Motif: Ch 7, join with sl st in first st to form a ring.

Rnd 1: Ch 1, 12 sc in ring, join.

Rnd 2: (Ch 7, sk 1 sc, sc in next sc) 5 times, ch 2, dtr at base of first ch 7; This brings thread into position for next rnd.

Rnd 3: Ch 1, 3 sc over dtr just made (ch 6, 3 sc over next lp) 5 times, ch 6, join in first sc, sl st to next sc.

Rnd 4: * Ch 5, (2 dc cluster st. ch 5, 2 dc cluster st) in next lp, ch 5, sk 1 sc, sc in next sc; repeat from * around, join, cut and fasten thread.


Second Motif: Work as for first motif through rnd 3.

Rnd 4: Ch 5, (2 dc cluster st, ch 2, sl st to corresponding lp of first motif, ch 2, 2 dc cluster st) in same lp on second motif, ch 2, sc in next lp of first motif, ch 2, sk 1 sc on second motif, sc in next sc, ch 2, sc in next lp of first motif, ch 2, 2 dc cluster st in next lp of second motif, ch 2, join to corresponding lp of first motif, ch 2, 2 dc cluster st in same lp of second motif, ch 5 and finish same as for first motif.

Make 15 more motifs (17 in all) in same manner, following sketch for joining.

Edge Around Motifs: Join thread in center lp of end motif, * ch 5, dc in sc, ch 5, sc in lp between next 2 clusters, ch 5, dc in sc, ch 5, sc in joining of motifs; repeat from * around.

Rnd 2: * 3 sc over next lp, ch 3, sl st in last sc for a p, 2 sc in same lp, sc in dc, 3 sc over next lp, p, 2 sc in same



lp, sc in sc; repeat from * around, join, cut and fasten thread.

Sew in position at edge of hemstitched pillow slip having the center of single motif at each end even with the hemstitched scallop leaving lower part of design extended beyond pillow-slip. Cut away material from underneath motifs leaving about $\frac{1}{8}$ inch to turn under for a neat finish.

Edging: Join thread in hemstitched sp next to motif, 2 sc in each sp around edge, ch 6, turn.

Row 2: * Sk 4 sc, sc in next sc, ch 6,

repeat from * around, ch 1, turn.

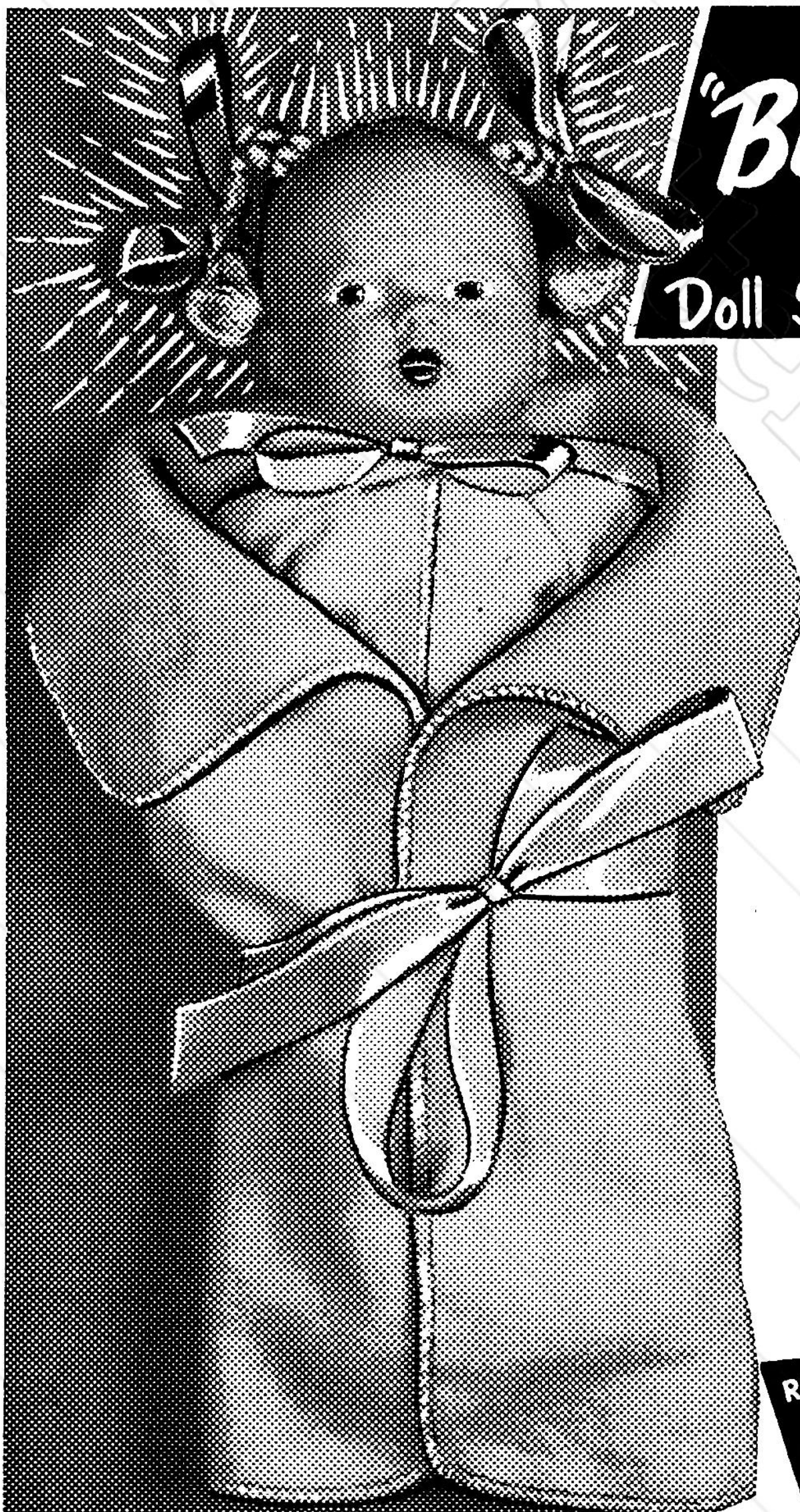
Row 3: * (3 sc, p, 2 sc) in next lp; repeat from * around, cut and fasten thread.

Repeat from beginning for second pillowcase.

STOPS FOGGY WINDSHIELDS
NEW Chemical Mitt

Amazing Discovery! Autoists wild over new FOG-STOP Windshield Cleaner. Simply glide over windshield chemically-treated Mitt—at once glass sparkles crystal clear. Blurry mist, frost, sleet, snow disappear. Stops fogging. *Take orders! Make money!*

SAMPLES FOR TRIAL Sample offer sent immediately to all who send name at once. Hurry. Postcard will do. **SEND NO MONEY—just your name.**
KRISTEE CO., Dept. 1671, AKRON 8, OHIO



"BLONDIE BRAIDS"

Doll Sensation of the Year!

- AMAZINGLY LIFE-LIKE.
- BRAIDS CAN BE COMBED.
- RUBBER WONDERSKIN — UNBREAKABLE

Sweeping the country by storm! "BLONDIE BRAIDS" is 12" tall and is every little girl's dream of a really alive-looking, alive-feeling "baby." Cuddle her amazing human-like body of washable rubber WONDERSKIN—from the tip of her pink toes to her shiny golden braids that can be combed and recombined. "BLONDIE BRAIDS" is unbreakable — even her head! She's dressed like a real baby too—in her own diaper, beautiful pink jacket and adorable matching baby-bunting that's used as a blanket! **SEND NO MONEY.** (C.O.D., you pay postage. Remit with order, we pay postage.)

JUST
IMAGINE!

**RUSH
YOUR
ORDER
TODAY!**

**only
\$2.98
complete**

NOVELTY MART • 59 East 8th Street, Dept. 226, New York 3, N. Y.

Hot Pan Holder

For a quick gift or bazaar item, use mercerized string weight thread to make this clever pan holder; use a size 7 crochet hook. The model was made of red and white but any harmonizing colors would be desirable; when completed it measures about 6 inches in diameter.

Abbreviations: Ch (chain); rnd (round); dc (double crochet); sk (skip); p (picot); sl st (slip stitch); lp (loop).

Top of Panholder—Ch 6, join with sl st in first ch to form a ring.

Rnd 1: Ch 3 (for first dc), 15 dc in ring (16 in all), join with sl st in third ch st.

Rnd 2: Ch 3 (all rnds except rnd 8 are begun with ch 3 to form first dc),



dc at base of ch 3, 2 dc in each dc around, join.

Rnd 3: 2 dc in dc, dc in next dc (48 dc), repeat around, join.

Rnd 4: Dc in each of eight dc, ch 2, repeat around, join.

Rnd 5: Dc in each dc, 4 dc over ch 2, repeat around, join.

Rnd 6: This rnd begins the decreasing to shape crown of hat. Dc in each of 3 dc, sk 1 dc, dc in each of next 3 dc, repeat around, join.

Rnd 7: Dc in each of 2 dc, sk 1 dc, dc in each of next 2 dc, repeat around, join.

Rnd 8: Make a ch 4 lp, sk 3 dc, sc in next, repeat around, join last ch 4 lp with a sl st at base of first lp (9 lps).

Rnd 9: This rnd is beginning of brim. Sl st into first lp, work 8 dc in each lp, join.

Rnd 10: Dc in each dc around (72 dc), join.

Rnd 11: Make a shell of 2 dc, ch 2, 2 dc in same st where joining was made, * ch 1, sk 3 dc, shell, repeat from * around, join, sl st to center of first shell (18 shells).

Make Money!

EASY-TO-ASSEMBLE LINK BELTS



Each kit contains matching leather link pieces already cut to exact size and shape, plus buckles and fittings to complete a deluxe leather belt. Introductory offer 75¢ each, or 2 kits for \$1.00. Sent postpaid. Simple directions included. Illustrated price list of our complete line upon request. No tools needed. So easy anyone can do it. Sells on sight at several times your cost. Start a home business or use them as gifts! Satisfaction guaranteed or money back. Send Today. **DESIGN CRAFT, Dept. W-11, 4810 N. Drake, Chicago 25, Ill.**

A NEW, DIFFERENT WAY TO PLEASURE AND PROFIT...

LIN-ART color finish for figurines (plasterware, bisque, fired ceramic) NOT AN ENAMEL • NOT A WATER COLOR

NO FIRING
NO SEALER NEEDED
FAST DRYING
LIFE-LIKE VELVET FINISH
WASHABLE
CAN BE LIN-ART GLAZED
NO BLEEDING OR FADING
BRUSH OVER MISTAKES
COVERS EASILY



FLOWER & FEATHER GIRLS—
8" oval plaster plaques. Lovely
pair—dainty ladies.
\$1.50 pair



PATTY
10" high *Bisque figure. Large
7" diameter skirt. A young
Miss—party dressed.
\$2.90 ea.



COLT
7" high *Bisque fig-
ure. A well detailed
frisky young colt.
.95 ea.

KIT \$3.95

Complete with 6 Colors,
Glaze, Glaze Thinner, Color Thinner and Instruction Booklet

*Bisque—once fired ceramic.
Smooth texture finish.

ORDER LIN-ART KIT AND FIGURINES FROM THIS AD
SEND FOR FREE CATALOG OF NEW, ORIGINAL FIGURINES

FRY PLASTICS CO., 7826 So. Vermont, Dept. W
Los Angeles 44, Calif.

Rnd 12: Repeat rnd 11 with ch 2 between shells.

Rnd 13: * 3 dc in center of shell, ch 2, 1 dc over ch 2 between shells, ch 2, repeat from * around, join.

Rnd 14: * Dc in each dc, dc over ch 2 lp, 2' dc in 1 dc, dc in next ch lp, repeat from * around. Fasten off.

Back of Panholder—Ch 8, join in first ch to form a ring.

Rnd 1: Ch 3, always count ch 3 as 1 dc, make 23 dc in ring.

Rnd 2: (Dc in each of 3 dc, ch 1) 8 times—this forms 8 sections of 3 dc each, join.

Rnd 3: * 2 dc in first dc, dc in dc, 2 dc in last dc, ch 1, repeat from * around, join.

Rnd 4, 5, 6, 7, 8: Same as rnd 3, work 2 dc in first and last dc of each section.

Rnd 9: Dc in each dc, 1 dc over ch 1, repeat around, join, place front on top of back facing you.

Rnd 10: Hold edge of front and back together, work through both thicknesses. Make a large shell of 6 dc between any 2 dcs, * sk 3 dc, sc in next, sk 3 dc, shell between third and fourth dcs. Repeat from * around, join. Fasten off.

Edge: With contrasting color, make a p edge of (ch 2, sl st in same st) in each dc around. Fasten off.

Ribbon: With color or variegated thread, ch 45, dc in third st from hook, dc in each st, ch 3, sl st in same ch st with last dc, ch 3, dc in remaining lp of each ch st. Fasten off. Fold length of ribbon in half and fasten with blind stitch at beginning of brim.


Flowers: In color, ch 5, join, ch 4, sc in ring (ch 3, sc in ring) 3 times, ch 3, sl st in first st of ch 4. Make petal shells of 1 sc, 5 dc, 1 sc in each lp. Make 1 flower with only 3 petals.

The flowers should be fastened on brim to the left of ribbon. A stem of

outline stitch and lazy-daisy leaves may be added with green embroidery floss.

Fasten bone ring to top of panholder or make a loop of ch 10, join to panholder and sc around ch.

NOW HEARS WHISPERS!



**New Kind of
Hearing Aid
Makes Living
Worthwhile
NO DEVICE
OF ANY KIND
IN EITHER EAR**

THIS HARD-OF-HEARING young woman even HEARS WHISPERS AGAIN, yet there is *no device of any kind in her ear!* No so-called "invisible" or "phantom" earpiece, no headband, no pressure anywhere! She doesn't *advertise* her deafness!

GET THE WHOLE STORY FREE

Whether or not you now wear a hearing aid, you owe it to yourself to prove, without cost or obligation, that you can now HEAR with a brilliance and clarity you never expected to enjoy again, yet never wear anything in your ear! Fill in and mail the coupon at once for full information about Acousticon's amazing new invention! ACOUSTICON at Radio City, 6 W. 49th St., New York City.

ACOUSTICON, Dept. M-4

6 W. 49th St., N. Y. 20, N. Y.

Please send me complete illustrated information about your marvelous new hearing invention that requires nothing in my ear and no headband.

Name.....

Address.....

City.....State.....



If you have questions about any aspect of gardening, whether they involve flowers, vegetables or house plants, send them to The WORKBASKET. Each month one of the nation's leading gardening experts, C. L. Quear, will answer those questions which are considered to be of the most general interest. We cannot undertake to answer individual questions by mail nor can we enter into any sort of correspondence about questions submitted. If the answer to your question doesn't appear immediately, don't be impatient. It, or a question similar to it, may be answered later. Address all questions to Flower and Garden Forum, The WORKBASKET, 24th and Burlington, Kansas City 16, Missouri. Write legibly or typewrite your questions and be sure to include your full name and address. Do not enclose money or correspondence relating to other subjects, such as subscriptions, as these letters will be handled by a special department.

Now that my Calceolaria has quit blooming, what care shall I give it? Mrs. R. B., Missouri.

A Calceolaria is of no value after blooming. Cuttings from the plant could be started but unless it is an outstanding or new variety it is simpler to grow a new plant from seed.

Please tell me if peonies transplanted in the fall should bloom the following spring? Mrs. L. N., Indiana.

Peonies set in the fall should not bloom the following spring. They should bloom some the second year and be at their best by the third year.


Could you please tell me why my angel wing begonia doesn't bloom? Its foliage looks healthy. Miss D. K., Michigan.

There are many begonias in the angel wing group. Some of them are easy to bloom and some very difficult. Try giving it a different amount of light. Some require a sunny window to bloom properly while others demand the soft light of a north window.

Inside the husky hollow stalks of my dahlias are white worms which make the whole stalk rot. What can be done to stop these worms and what kind are they? Mrs. I. C., New Jersey.

These worms are stalk borers. Inject a few drops of rotenone spray material in the entrance hole in the stem and then plug the hole with a little clay. After the dahlias are through blooming, clean and burn all rubbish from the ground including the tops of the dahlia plants.

GROW MINIATURE TREES
FOR PROFIT & PLEASURE



Fabulous Money-Real Fun! Grow genuine live dwarf (Ming) trees. A terrific new business and hobby. Astounding details Free. Write —
DWARF TREES, Dept. 25
P. O. Box 355 • Briggs Station
Los Angeles 48, California

I have a lily, nicknamed naked lady. It comes up beautifully in the spring. It is supposed to die off and then shoot up stalks of pink lilies. For two years no blooms have appeared. What can be done? Mrs. F. E. W., Missouri.

The Surprise lily should bloom without any attention after the leaf growth has been made. If it is left undisturbed, and the heavy straplike green leaves allowed to dry off naturally the bloom stalks will certainly appear. Either cultivating has cut off the bloom stalks before they appeared or they are eaten off by insects or rodents. These stalks are a favorite food of the large garden slugs. Watch for the bloom stalks next year and protect them until they get well above the surface of the soil.

Please tell me why the calyxes of my carnations break and let the petals spill to one side. Also, could the rust-like disease be red spider on both stem and leaf? What is the best treatment for it? Mrs. E. R. N.

Splitting of the carnation calyx may be due to improper soil mixture, thrips or red spider, uneven temperatures or insufficient light. Also, some varieties split worse than others. Correct these things and much of the splitting is eliminated. The rust-like spots on stem and leaf are rust, not red spider. A close damp cold atmosphere will produce rust. Infected leaves should be removed and destroyed at once. The plants should be ventilated and watered so as to keep them dry if this is possible. Otherwise dust the plants with sulphur or with a fungicide.

Please tell me how to take care of a Christmas cactus. I cannot get my plant to bloom. Mrs. F. B., New York.

If your plant is growing nicely it should bloom this winter. To force it into bloom, give it a month's rest, pref-

TREES GROW MONEY FOR YOU

IN EASY SPARE TIME SELLING



Now—turn evenings, weekends, spare hours into welcome EXTRA CASH. Take easy orders for world-famous, Quick-Bearing Stark Fruit Trees, Shrubs, Vines, Roses, from friends, neighbors, others in your community. Sensational U. S. Patent Leaders including popular new DWARF Fruit Trees wanted everywhere. Stark Bro's (136 yrs. old) known world over.

FREE FULL COLOR Plate Book and Giant Selling Outfit!

Everything you need to MAKE MONEY FAST included. Just rush name and address today. **SEND NO MONEY**—we supply big sales outfit FREE. No experience needed. Write at once!

STARK BRO'S - Dept. 6652
LOUISIANA, MISSOURI



NOW CASH FOR HUMAN HAIR

QUICK CASH for human hair 12 inches or longer. Mail your hair to us. We'll make you a definite offer. If you accept we send check. If not we return your hair intact. Highest prices paid.

ShurOn Transformations

Dept. B, 12 EAST 22 ST., N. Y. 10, N. Y.

For many years manufacturers of
Wigs, Toupees, and other hair pieces

WHY DON'T YOU WRITE?

Writing short stories, articles on children's activities, homemaking, hobbies, travel, local club and church activities, etc., will enable you to earn extra money. In your own home, on your own time, the New York Copy Desk Method teaches you how to write the way newspaper women learn—by writing. Our unique "Writing Aptitude Test" tells whether you possess the fundamental qualities essential to successful writing. You'll enjoy this test. Write for it, without cost or obligation. **VETERANS:** Course approved for Veterans' Training **NEWSPAPER INSTITUTE OF AMERICA** Suite 5341-T, One Park Ave., New York 16, N.Y.

erably through the month of October. Store the plant in a cool place with only a moderate amount of light and give it absolutely no water. At the end of the rest period gradually resume the watering and gradually increase the amount of light and heat. In about sixty days after the end of the rest period the plant should be in bloom.

I would like to know if I can transplant Canterbury bells in the fall? R. A. H., Iowa.

Canterbury bells may be transplanted in the fall. Protection is advisable during winter. Coarse litter such as weed stalks or evergreen branches will serve. If you have a cold frame, a better plan would be to lift the plants in the fall, overwinter them in the cold frame and plant them during April where they are to bloom.

7 CACTUS PLANTS \$1 only



A BIT OF ENCHANTING MEXICO...in your very own home! Your friends will envy you these 7 DIFFERENT, exotic, healthy CACTUS PLANTS. All plants blooming size... two or more years old. Many from Mexico. All for only \$1 Satisfaction Guaranteed.

CASH ORDERS POSTPAID.

FREE!... IF YOU ORDER PROMPTLY! RESURRECTION PLANT

AUNT PAT
ROUTE 3, EDINBURG, TEXAS

Please tell me what causes my variegated peperomia to have rust spots on the underside of the leaves. Mrs. H. S., Pennsylvania.

The rust spots on the underside of peperomia leaves do not appear to be disease. They seem to be caused by unfavorable growing conditions. Increase the water supply and temperature and keep the plants growing vigorously. Under such conditions rust spots seldom appear and if present gradually disappear.

Please tell me how to divide a large gooseberry bush. Mrs. W. A. K., Michigan.


After the first killing frost when the soil is in condition to work dig the bush. Cut it apart at the base leaving some of the roots on each piece. Each piece with a root system will soon grow into a new plant. Or, with a sharp spade cut off a piece or two having roots without disturbing the main root system. Cut off half of the top of the part removed and plant. It should make a normal growth the next year.

I would like to know when you would slip geraniums to have them in bloom by May 30th. E. G., Illinois.

Slips taken in October and pinched once or twice as needed until the latter part of February should make well branched four inch geraniums in bloom for May 30th. Slips taken as late as January and not pinched should make blooming plants in three inch pots by the same date.

When should Easter lily bulbs be removed from the ground in our locality? When should they be planted again? C. E. H., Georgia.

The Croft lily which has become the accepted Easter lily is hardy. It should not be dug and stored in the fall. If left undisturbed, it will come up and bloom year after year.



Make YOUR OWN SACHETS of Imported Blossoms

Build a PROFITABLE BUSINESS! Everyone loves sachets to keep with their clothes, as lovely gifts, etc. It's fun and so EASY to make them yourself. **MAKE GIFTS WORTH DOLLARS FOR PENNIES**

☞ Earn spare-time money selling to friends, clubs, etc.
☞ Tested sales plans are included with the Yvonne Kit which contains sufficient imported blossoms—Bulgarian Roses, French Lavender and French Lilac, material cut to size, cellophane, wires, ribbons, and a special speed-form sachet maker that converts material IN SECONDS without sewing to a beautiful 25c sachet—all this, sufficient to make FIFTEEN Sachets—all for only \$1. And if you order now, we will include a finished Sachet FREE. No C.O.D.'s. **MONEY BACK GUARANTEE.** Mail your \$1 today to Yvonne Sachets, Dept. 1111, 116 Broad St., New York 4, N.Y.

\$4.00 VALUE only \$1

NEW! NOTHING LIKE IT FLAME-PROOF CHRISTMAS TREES That GLOW IN THE DARK



Different! Needles never shed—no dirt—lasts lifetime. Safe—flameproof! Amazingly beautiful in light or darkness. Folds for storage. Imported from Europe—limited supply. Order now. **2 FT. HIGH only \$2**

SEND NO MONEY Just pay postman on delivery, plus postal charges. Or send cash with order and we pre-pay all postage. Sent on approval for 7 days. Money-Back Guarantee.

TOY SHOP, Dept. 1-M, 2241 Gravois, St. Louis 4, Mo.

I would like to know if this fall, when I cut back my fuchsia plant, the top part could be started as another plant and how best to get it started. Mrs. W. K., Alaska.

You can propagate fuchsias any time but January is the accepted month for propagating new plants or starting up the old ones. The tip of each branch cut two or three inches long will root easily with a little bottom heat. They root quickly in pure sand and after rooting may be planted in separate pots. They should be kept growing right along and when six or seven inches tall the top may be pinched off. No further pinching is needed to make a nice shapely plant. With some varieties even this one pinch is unnecessary.

Should Caladiums be taken up in winter and the top cut off or should they remain in their present place? When is the proper planting time if they are taken up? Mrs. J. B., Texas.

The Caladium, or elephant's-ear is a tropical plant and should not be planted until the soil is warm. Usually, June is as early as it should be planted and it must be taken indoors before freezing weather. The dormant bulb should be stored in a warm dry place.

What are the insects attacking my begonia (leaf enclosed) and what shall I do to save the plants? Mrs. W. J., Michigan.

The insects are thrips. They may be present on almost all house plants. The under sides of leaves, buds, open flowers, and axils of leaves are attacked. Spray with an insecticide containing at least 5 percent D.D.T. Or make a spray solution consisting of 2 tablespoonfuls of Paris green, ½ pound brown sugar, and three gallons of water. Either of the above sprays should be applied three or four times at ten-day intervals.

MATERNITY DRESSES
Shop by mail and save! Exclusive maternity style house offers fashions by top designers, \$2.95 to \$22.50. Morning, afternoon, formal & sports wear; maternity suits, corsets & lingerie. (Catalog mailed in plain envelope.)
WRITE FOR FREE CATALOG
FALL STYLES
CRAWFORD'S
DEPT. 39, 729 BALT. AVE.
Kansas City 6, Mo.

252 PEARLS*
Beautiful, lustrous, fine quality pearls you'll be proud to wear. Enough to make necklaces, bracelets, costume jewelry... enrich dresses, hats, shoes, bags, etc., valued over \$25.00! Genuine pearl finish (not plastic). All drilled. Order several packs. Money back guarantee. Sorry, no C.O.D.'s. *Simulated.
\$1.50
PPD.
VEDA PEARLS, 82 Bowery, New York 13, Dept. WB-2

Save Money
MAKE MONEY
Right at Home
You can find the secret of success and happiness right in your own home. Thousands are now making extra money. Mrs. V. S. makes \$5.00 extra a week. A California housewife averages \$100.00 a week. A ten-year-old made \$7.50 on a Saturday afternoon. Another pastime brings \$20.00 a week extra income. These are just a few of the almost magic experiences as detailed in a new book, "173 Ways to Make Money at Home." This valuable book is not for sale at any price, but given **FREE** to introduce you to the inspiring, helpful magazine **PROFITABLE HOBBIES**.
Every month readers are given the **WHAT** and **HOW**, step by step procedure of how others have turned their fascinating pastimes into profits. A single idea may be worth a few dollars, possibly hundreds; some have made thousands. A Minneapolis couple now have a hundred thousand dollar a year business—all from a hobby. Dozens of ideas and true-experience stories every month. Nothing else like **PROFITABLE HOBBIES** in America. Mrs. L. V. L. of Mass. says, "Never has there been a magazine with a more encouraging message. It fairly 'sings' with interest, hope and inspiration. I tell everyone I know about it and look each copy over and over again."
Big Saving if Prompt
You must see **PROFITABLE HOBBIES** to truly appreciate its helpfulness. Money-making plans every month for the whole family. Save ½ by accepting this *Special Introductory Offer*, good only for a limited time to **NEW** subscribers: Just send your name and address with only a dollar for the current issue and the next five big copies as published. If you're not amazingly delighted after first copy, your subscription will be canceled and **your money refunded**. Send **TODAY** and as a bonus receive this valuable inspiring 128-page book, "173 Ways to Make Money at Home" **FREE** for promptness.
PROFITABLE HOBBIES
760 Handcraft Bldg., Kansas City 16, Mo.

ESPECIALLY FOR YOU



9453
S., M., L.

9453—ONE 98 lb. feed-bag is all you need for this apron in small or medium size—or $1\frac{1}{4}$ yards 35-inch fabric. Sizes—Small, 14, 16; Medium, 18, 20; Large, 40, 42.


9330—A dress she can put on herself. Easy to wash and iron too. Sizes 2-10. Size 6 takes 2 yards 35-inch fabric and $\frac{3}{8}$ yard for contrast.

9447—For figure flattery, wear this smart frock. Sizes 34-48. Size 36 takes $3\frac{3}{4}$ yards of 39-inch fabric.



9330
SIZES
2-10

9447
SIZES
34-48



Send THIRTY CENTS (in coins) for each pattern to:
The WORKBASKET Pattern Service

P. O. Box 6710

Chicago 80, Illinois

How to Crochet

Crocheting is one of the oldest needlework arts. Its name is derived from the French word "crochet" meaning a hook. It is easily mastered; only two items are essential—a crochet hook and thread or yarn. All crochet designs are variations of a few basic crochet stitches.

Crochet hooks used, vary in size according to the item to be made and thread used. The largest, usually made of wood, bone or plastic are more desirable for heavier yarns and cottons; the smaller steel hooks are best for finer threads. The afghan crochet hook is longer than the average and of uniform thickness throughout.

Crochet threads vary as to twist, size and color. Always use thread recommended in directions, if possible, and buy enough to complete article, especially colors.

Basic Crochet Stitches

Chain stitch (ch st)—First make a loop (which will be referred to as lp) by grasping thread, one or two inches from end, between thumb and forefinger of left hand; holding main length of thread in right hand, bring it across in front of short end, forming a lp as shown in Figure 1.

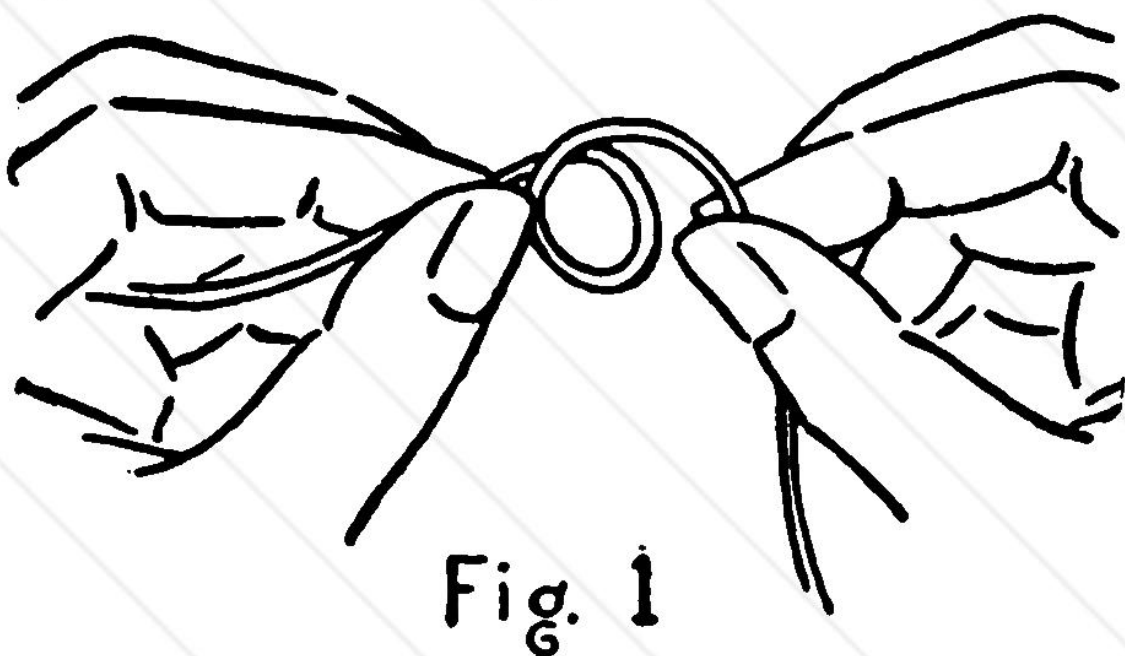



Fig. 1


Hold crochet hook in right hand as shown in sketch, insert hook in lp just formed, catch main length of thread and pull through lp (Fig. 2), pull both



without attachments

by the amazing

NECCHI



Too good to be true? No! Without a single attachment, the Necchi embroiders, monograms, appliques, does your handwork for you. Even makes buttonholes, and actually sews on buttons! Yet it costs far less than you'd expect. *Authorized dealers provide genuine Necchi parts and expert service in over 1,000 cities. Look for this sign:*



For free literature, write to:
NECCHI SEWING MACHINE SALES CORP.,
Dept. K9, 164 W. 25th St., N. Y., 1, N. Y.

threads to tighten lp on hook. You are now ready to make first ch st. Do not remove crochet hook from thread.

Hold hook in right hand as shown in Figure 3, hold main thread in left hand, wrap thread once around little finger, bring thread in front of ring and middle fingers and behind forefinger; hold lp between thumb and middle finger of left hand, pass hook under thread and pick up this main length of thread on hook—called a "thread over," with one motion, draw

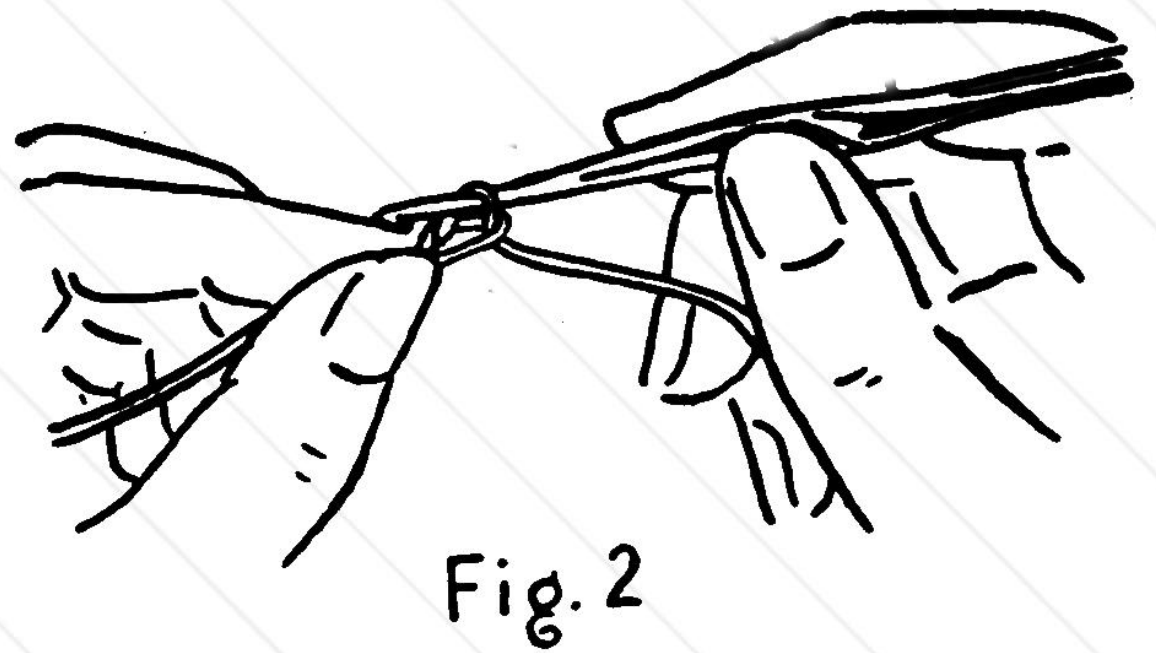


Fig. 2

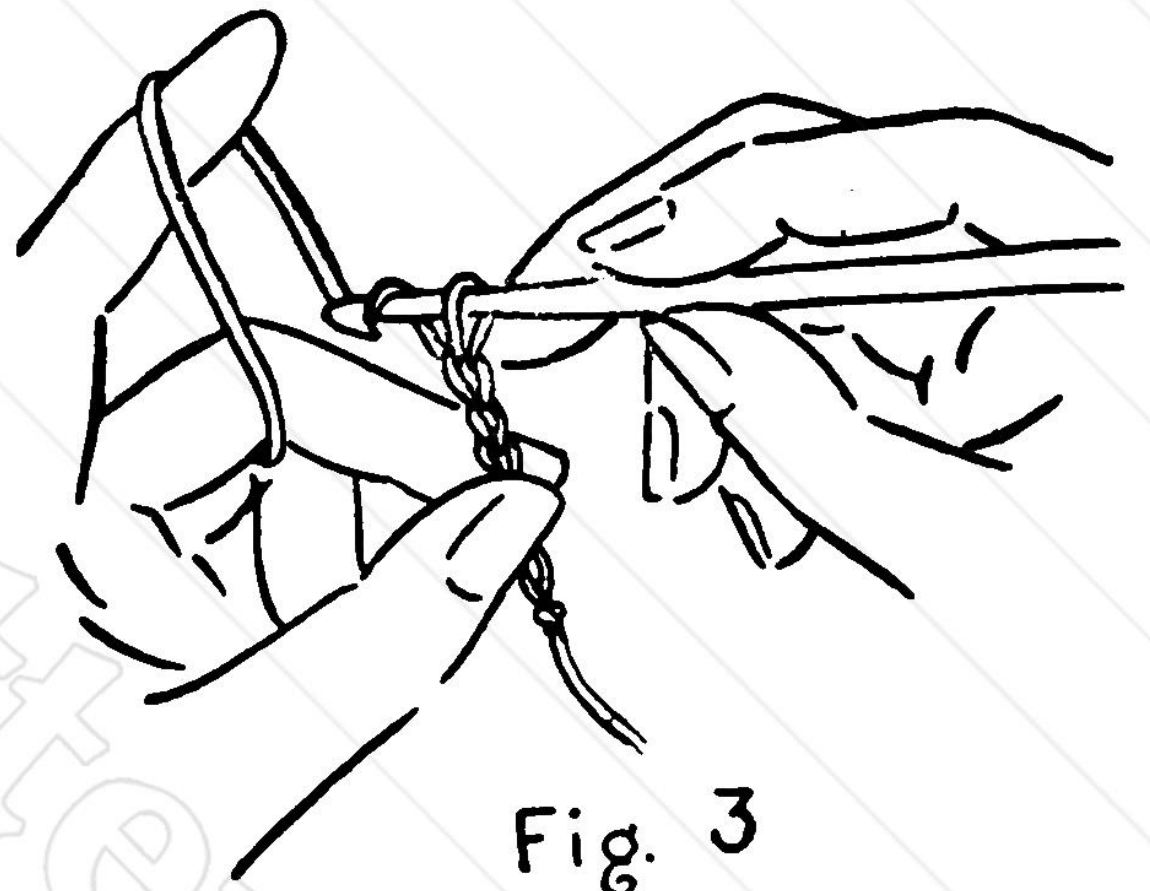


Fig. 3

through lp for a ch st.

For practice make a ch any desired length; on this foundation ch you can work nearly any st you wish. To make the second or following st always insert hook in next st on ch of previous row, skipping the stitches (sts) necessary at beginning of ch or row as explained in each st. **MAKE FOUNDATION CH TO WORK EACH OF THE FOLLOWING STS:**

Slip stitch (sl st)—Insert hook in second st from hook, thread over and, with one motion, draw through both the st and lp on hook. The sl st is used for joining, when an invisible st is desired or to give a tight finish along an edge.

Single Crochet (sc)—Insert hook in second st from hook, thread over and pull through st (2 lps on hook), thread over and pull through both lps on hook. For second and all successive rows of sc, ch 1 to turn work. To begin from other end, insert hook in top of next st, picking up both lps of st. When

AMAZING • REAL
SEWING MACHINE
REAL SEWING ACTION
READY TO SEW!

IMAGINE ONLY
\$298
 complete

- Every Adult or Youngster Can Operate Machine
 - Sewing with Complete Safety
 - Has Table Clamp, Spool Thread, Needle
- Now, every young lady can stitch 'n' sew for herself—and for you—on her own sewing machine. This remarkable, imported sewing machine is easy to operate—just turn the handle of the crane . . . the machine does the rest! It's thrilling and interesting to do your own sewing—and imagine the money you will save! Made of all sturdy metal and finished in colorful, non-chipping enamel. A clamp holds the machine firmly to the table. **SEND NO MONEY!** Remit with order and we pay postage, or C.O.D. plus postage.







NOVELTY MART Dept. 225
 59 EAST 8th STREET, NEW YORK 3, N. Y.

only the back lp is picked up it forms a rib and is often referred to as a rib st (sometimes called slipper st).

Half or short Double Crochet (hdc—sdc)—Thread over, insert hook in third st from hook, draw thread through (3 lps on hook), thread over and pull through all lps at once. For succeeding rows, ch 2 to turn.

Double Crochet (dc)—Thread over, insert hook in fourth st from hook, draw thread through (3 lps on hook), thread over and pull through 2 lps on hook, thread over and pull through last 2 lps. For succeeding rows, ch 3 (counts as a dc) to turn, work next dc in second dc of previous row.

Treble Crochet (tr)—Thread over



twice, insert hook in 5th st from hook, draw thread through (4 lps on hook), thread over hook, pull through 2 lps, thread over, pull through 2 lps, thread over, pull through 2 lps. For succeeding rows, ch 4 (counts as a tr), turn and work next tr in second tr of previous row.

Double Treble (dtr)—Thread over hook three times, insert hook in 6th st from hook, work off 2 lps at a time, as

SUSIE the PELICAN

Handy Sewing Kit

Ideal GIFT

FASCINATING! PRACTICAL! Saves time—everything right at your finger tips. Complete with 7" genuine Kleencut scissors, tape measure, 5 spools colored thread on revolving rack. Wings are pin cushions. 7" high. New blond finish. Thousands used—now better than ever! IDEAL GIFT! Only \$2. Order several today.

ONLY \$2

SEND NO MONEY Send name, state number wanted. Mailed same day order received. Pay postman \$2 each plus small postage. Or send money, save postage. **MONEY BACK GUARANTEE!** LINNWOOD MFG. CO., Dept. W, SEWARD, NEBR.

700 NEW BUTTONS

ONLY \$1.00

Beautiful HIGH QUALITY buttons, ideal for dresses, shirts, blouses, etc. All colors, designs and sizes, including dozens of deluxe matching "sets." TREMENDOUS BARGAIN! "Left overs" from America's expensive garment manufacturers. **DON'T SEND MONEY**—pay postman \$1.00 plus COD postage upon arrival. Satisfaction guaranteed. **GRANDMA GOODWIN, GIRARD 651H, Illinois**

SANTA can't miss a CHRISTMAS STOCKING like this!

BOUND AND SEWED, NAME STAMPED FOR EMBROIDERY, THREAD INCLUDED 2 FOR \$1.00

ADD 20c SHIPPING, HANDLING

70 —Embroider your child's name on these made-up Christmas stockings of Red Cotton, trimmed with White Flannelette. Santa can't miss . . . they are large and stamped with the names you choose; embroidery floss is included. You can finish them quickly, so order enough for all at this low price of 2 stockings for \$1.00! Be sure to include 20c for shipping and handling every two stockings. 100% Satisfaction guaranteed or your money back. Order today by number and state clearly names desired. Offer good in U. S. A. only.

FREDERICK HERRSCHNER CO.
33 S. WABASH AVE. CHICAGO 3, ILL.



SOCKS DARNED IN 8 SECONDS

NO SEWING! No Fuss!—this NEW easy way. Just apply heat with hot iron or lighted lamp bulb. Amazing Knit Fabric blends with sock. Equally useful for tears in trousers, skirts, etc. Guaranteed Neater. Softer and WASHPROOF. Send only \$1.

MAGIC DARNING KIT

Includes over 100 Soft Knit Darns in wide assortment of colors and Darning Knob.

PLASTI-STITCH, INC., Dept. W-4, 70 E. 45th St., N. Y. C. 17

\$1.00
post.

IMPROVED Alvan Mender re-knits NYLONS like new

FREE! Completely new illustrated instruction booklet. Shows each step simply and clearly.

New Magnetic Spring makes you an expert with little practice! Simply move up and down... presto—a new pair of hose! No thread necessary! Save many dollars, earn money repairing your friends' nylons, rayons, silks, service weights as well as sheers.

Send No Money • Try it FREE

You'll be delighted with this 100% guaranteed Alvan. And, you too, may have it on free trial to prove to yourself that you can save 90% of your stocking bills each year!

SO EASY! Even a MAN Can Do it!

NOW... limited time only, price cut to \$1.00! Send name, address. We send C.O.D. Pay postman only \$1.00 plus postage fees.

ECONOMY HINT: Send \$1.00 and WE PAY ALL CHARGES—you save 32c in post-office fees. Money back in 10 days if not THRILLED!

ALVAN MENDER CO., Dept. 302
505 FIFTH AVENUE NEW YORK 17, N. Y.

100 SPOOLS SEWING THREAD 1 C EA.

To make new customers, our giant assortment of 100 spools of quality thread is yours for only \$1. Almost all the colors of the rainbow, useful colors and black and white, too! Fine thread in a thrilling assortment of cotton and rayon; popular numbers in DeLuxe Magic Match and Bobbin Windings for every kind of sewing from darning britches to stitching lingerie. Easy to match many fabrics or colors with our new type Magic Match spools and generous up to 150-yard bobbin spools. A total of 7 thousand or more yards of fine thread. Your own thread store right by your side. Rush your name and address for C.O.D. shipment plus postage and handling charges, or send \$1.25 for postpaid shipment and we'll include 5 70-yard bobbins of No. 50 White Thread FREE.

THREAD WINDERS, BOX 95-W
BRIDGEPORT 1, CONN.


Satisfaction guaranteed or money back and you can keep the 5 Bobbins for your trouble.

you did for a tr, until st is completed. Ch 5 to turn for next row.

Triple Treble (tr tr)—Thread over hook four times, work off 2 lps at a time same as for a tr. Ch 6 to turn for next row.

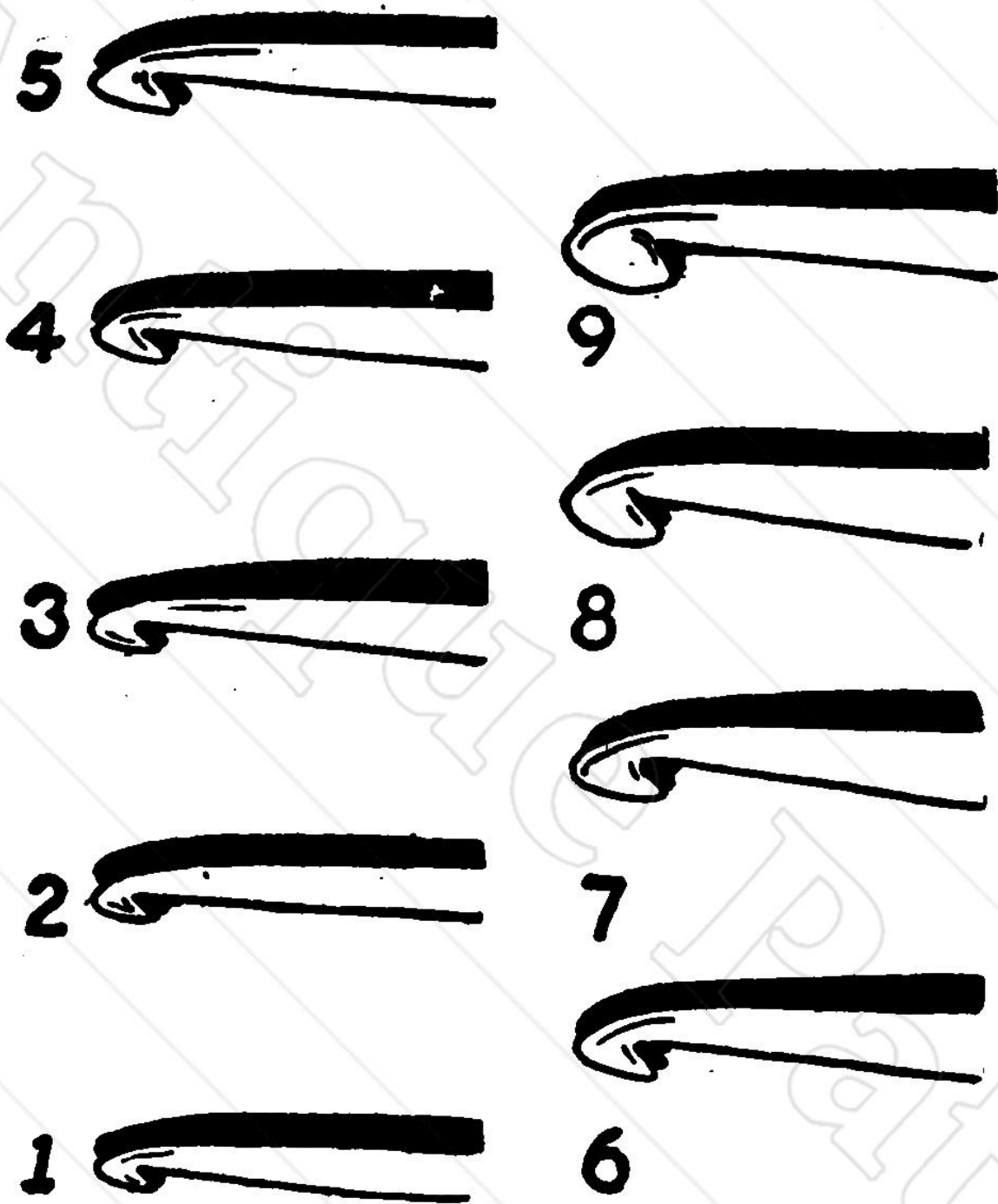
To Increase (inc)—Work 2 sts in one st.

To Decrease (dec)—Draw up a lp through each of the next 2 sts, thread over and draw through 3 lps to make one sc. For a dc dec, dc in each of 2 sts, retaining last lp of each dc on hook (3 lps on hook), thread over and pull through all 3 lps at once.



Steel Crochet Hooks

A stitch gauge is often given at the beginning of directions. This means the number of stitches worked to an inch and number of rows to an inch. Practice making a small swatch with size hook and thread suggested. To gauge your stitch, make a chain about 4 inches long and work in desired pattern for about 3 inches. As no two people crochet alike, it is not uncommon for your gauge to vary from the one given. If you take more stitches per inch than those given, use a larger hook, or if fewer sts result to the inch, use a smaller hook.



Wooden Crochet Hooks

An asterisk (*) means that the directions immediately following are to be repeated the given number of times in addition to the ones already given. Thus repeat from * 3 times, means 4 patterns in all. Instead of using the asterisk, directions may appear in parentheses, such as (ch 8, sk 2 sts, sc in next st) 4 times. This means to work the directions in parentheses the number of times specified at end of parentheses. To work an "even" row means to work row without any increases or decreases.

A lighted flashlight used as the darning ball will make night darning much easier.

If oranges are soaked in boiling water for five minutes before peeling, the white lining will come off with the skin.

Ice cubes won't dilute your summer drinks if made from some of the beverage instead of water.

NEW LOW PRICES YARNS


Latest Novelty Yarns
for Stoles, Sweaters, Etc.
Send 10c to Dept. W for
big sample and color
card (refunded with first
order).

WONOCO YARN CO., 371 GRAND ST., NEW YORK 2

HEMSTITCHER



Hemstitch on any sewing machine with this handy attachment. Does two piece, criss-cross, inlaid, circular and hemstitching for pleats; also tucking, smocking and picoting. Makes rugs, comforters, slippers, etc. out of any material. Easy directions included.



BUTTON HOLER

Makes button holes on your sewing machine instead of by hand. Also darns stockings, sews buttons, zippers; and can be used for quilting. Sew in any direction—front, back or sideways.

SEND NO MONEY—Merely send your name, address and pay postman \$1.00 plus postage on arrival. Or, send \$1.00 with order, and we mail

attachments postage paid. You risk nothing. Satisfaction guaranteed or \$1.00 back

LELANE CO., Dept. W-111, Box 571, Kansas City 10, Mo.

HAND STITCHER · SEW QUICKER, EASIER PROFESSIONALLY MAGIC-STITCHER

for Pleasure...
Speed



Now you can do a professional job at home in half the time. Sew a beautiful invisible blind-stitch hem without rethreading your needle. For Magic Stitcher holds a complete spool of thread. Do hemming, tailor-tacking, applique, basting, shirring, smocking—other stitches. Uses regular or elastic thread. Light as a feather (1 oz.), fits palm of your hand. Completely illustrated sewing booklet included free. \$2.95 ppd. (postage extra on COD's). Money back if not delighted.

ALBIN of CALIFORNIA

Rm. 211, 1401-21 W. 8th St.
Los Angeles 17, Calif.

2.95

SHORTHAND IN 6 WEEKS

LEARN AT HOME — LOW COST

Write 120 Words per min. Age No Obstacle

Famous Speedwriting Shorthand system. No signs; no symbols; no machines; uses ABC's. Easy to learn and use. Fast preparation for a position. Nationally used in leading offices and Civil Service; also by executives, writers, speakers, lawyers, scientists, students at college. Over 100,000 taught by mail. The very low cost will surprise you. Also typing. 28th Year. **WRITE FOR FREE BOOKLET TO:**

Speedwriting
Trade Mark Reg. U. S. Pat. Off. ®
Dept. 1411-1, 55 W. 42 St., N. Y. 18

GOOD MONEY IN WEAVING

Earn money at home weaving rugs, carpets, etc. from old rags or new yarn—in your community! No experience necessary. 31,000 doing it with easy running Union Looms costing less than \$60.00! Send for our free booklet today.

UNION LOOMS

75 POST ST.

BOONVILLE, N. Y.

Last Chance! Copper Is Scarce!

SPECIAL XMAS OFFER

This Beautiful THREE-CHAIN HANGING COPPER PLANTER

Here's that rich-looking THREE-CHAIN Solid Copper PLANTER you've admired in expensive gift shops. It's glistening "Copper" beauty will decorate any room. Perfect for use alongside window or mantel. Measures about 10 in. high when hanging. Virtually a give-away at this amazing LOW PRICE.

SEND NO MONEY!

CLIP THIS AD and MAIL with name, address and how many wanted. We'll ship C.O.D. on 10 day Money-Back Guarantee. Or mail price of this offer plus 10c and we'll ship postpaid.

ILLINOIS MERCHANDISE MART, Dept. 1200-A
1227 LOYOLA AVENUE • CHICAGO 26, ILLINOIS

98¢

Complete

2 for \$1.89




NOW SAVE! Make Your Own

RHINESTONE JEWELRY!

EASY AT HOME

FOR PROFITS... GIFTS ... BIG SAVINGS

Stunning SNOWFLAKE design Pin of 24 KARAT GOLD plate with matching earrings to be set with imported rose rhinestones and soft-toned simulated pearls furnished. So easy to make—at tremendous savings. Easily sell hundreds (at \$6.50) to friends for BIG Profit. Complete Kit with jewel cement and simple instructions. **ONLY \$1.79**



SPECIAL GIANT KIT

Snowflake Pin and Earrings, Plus Sweetheart Pin and Earrings, jewel cement, instructions and catalog.

Makes \$13 worth of Jewelry. **ONLY \$2.98**

SEND NO MONEY

Mail name and address. State all designs wanted. On arrival pay postman plus C.O.D. postage. You must be satisfied or money back. Save! Send cash—we pay postage.

Make BIG MONEY

First Order Tells How...

CATALOG:

Hundreds of designs and items to make Shell, Rhinestone, Pearl, Sequin, and Bead jewelry and novelties at wholesale prices..... 20c (Stamps accepted). Sent free, with first order.

HOUSE OF HOBBIES
Dept. 29-P, Box 790,
Evanston, Illinois

Fashioning Felt Earrings

Martha Graham

Many women long to have a pair of earrings to match each of their costumes but often it is hard to obtain them in the desired colors. I have found that attractive ones can be easily made at slight cost by using felt scraps. These scraps can be purchased by the package from most art goods supply houses or discarded felt hats can often be utilized. One color alone or a combination of colors can be used in the making of the earrings. It is a simple matter to make them by the following directions.

Cut a piece of medium weight felt into a strip 4 inches long by 1/2 inch wide; next, using pinking shears, cut the strip in two through the center lengthwise. Place a little cement on the one end and roll the strip around, adding a small amount of cement to the felt as it is being rolled. When the whole length of felt has been rolled, hold it firmly in the fingers a few minutes until the cement sets enough that the felt will not unroll. I find the tube household mending cement, which can be purchased at the dime store, very satisfactory. Repeat the above described procedure to make the matching earring. Next, with the pinked edge of the circle up, cement these little rosettes onto a plastic clip or metal ear-screw. These earrings, when made by using felt in dainty colors, closely resemble petals of a tiny flower.

The size of the earrings may be varied by using longer or shorter strips of felt. The above suggested size makes a circle about 3/4 inch in diameter. Various methods may be used to

achieve a combination of colors. An attractive pair may be made by rolling only a very short length strip of one color, then continuing with another color until the desired size earring is made. Or use one color until nearly the desired size is made, then complete with the last row around of a different color. Still another combination of two colors may be carried out by laying two strips of different colors, preferably one light and one dark, one on top of the other, then rolling them together until of desired size. A very striking pair, using this two-color method, can be made by using black and white felt together.


Matching buttons may be made by the same procedure as is used in making the earrings except, before starting to roll the felt, a loop or shank is attached to the end of felt which is to be the center. This loop can be made by using

heavy thread of the same color as the felt. With threaded needle pull the thread through the felt, making a loop about 1/16 inch at the plain or unpinked side of the strip. Make several loops of thread, always bringing the needle through in approximately the same place on the felt, but leaving the thread loose to form a loop. Work over these strands of thread, which form the loop, using a buttonhole stitch until the thread is covered and a firm shank is made by which the buttons may be attached to the garment. In making buttons a slightly wider strip of felt may be used to obtain a thicker or heavier appearance. Of course, the size of the buttons may be varied by the length strips used.

I have found these felt buttons, as well as the earrings, sell very readily; the earrings at 75 cents a pair, the buttons at 35 cents for two buttons.

GIVE A HOBBY FOR CHRISTMAS

Earn Money for Christmas Make Your Own Gifts



Snowflake Sequin Set

Make sparkling necklace, bracelet and earrings with Snowflake Spangles, sequins, beads. Ice blue or Kelly Green with silver. It's

New, Unusual. With Instructions.


\$1.25

Biggest shell kit on the market. An ideal gift for Mother or Sister. Sell jewelry for Christmas money.

BIG LEARN SHELLCRAFT BEGINNER'S KIT

Learn a fascinating hobby that will earn you extra dollars. Beginner's Kit with material for colorful brooches, earrings, place cards, barrette, etc., instruction book, and REAL shell flowers to copy. Nothing else to buy.

**COMPLETE
\$3.50**



**"Easiest
Way
to Make
Money"**

SHELL Place & Tally Cards

Women's Clubs buy all you can make. Whimsical shell designs on place cards—a wonderful new party idea. Try this Beginner's Kit.

Only 65c

PILLOW TOP KIT

Punch-needlework pillows for gifts. Including all materials. Order Kitten, Swan, Scotty, Sailboat, Horse, Cosmos, Daisies, or Bouquet designs.



\$1.79 Each

Punch needle 39c extra; Frame 59c extra. Order with first kit.

BIG CATALOG

Plenty of time to get Giant Catalog and order for Christmas. Over 5,000 hobby items for the whole family. Fast delivery. Free if you order a kit.

Catalog Only—25c

SHELART STUDIOS

3203 6th Street So.
St. Petersburg, Fla.

CUT OUT this ad and CIRCLE items you want (or make separate list).

Enclosed is \$.....

NAME.....

ADDRESS.....

CITY.....

STATE.....

Leaf Doily

If it is a quick and lacy doily that you need for your end table, try this one, made with a leaf design that is very attractive and different. You will need about 250 yards of number 20 thread and a number 11 crochet hook.

Abbreviations: Rnd (round); ch (chain); sl st (slip stitch); sc (single crochet); tr (treble—thread over twice and work off 2 lps at a time); sp (space); sk (skip); dc (double crochet).

Rnd 1: Ch 8, sl st to form a ring, 12 sc in ring.

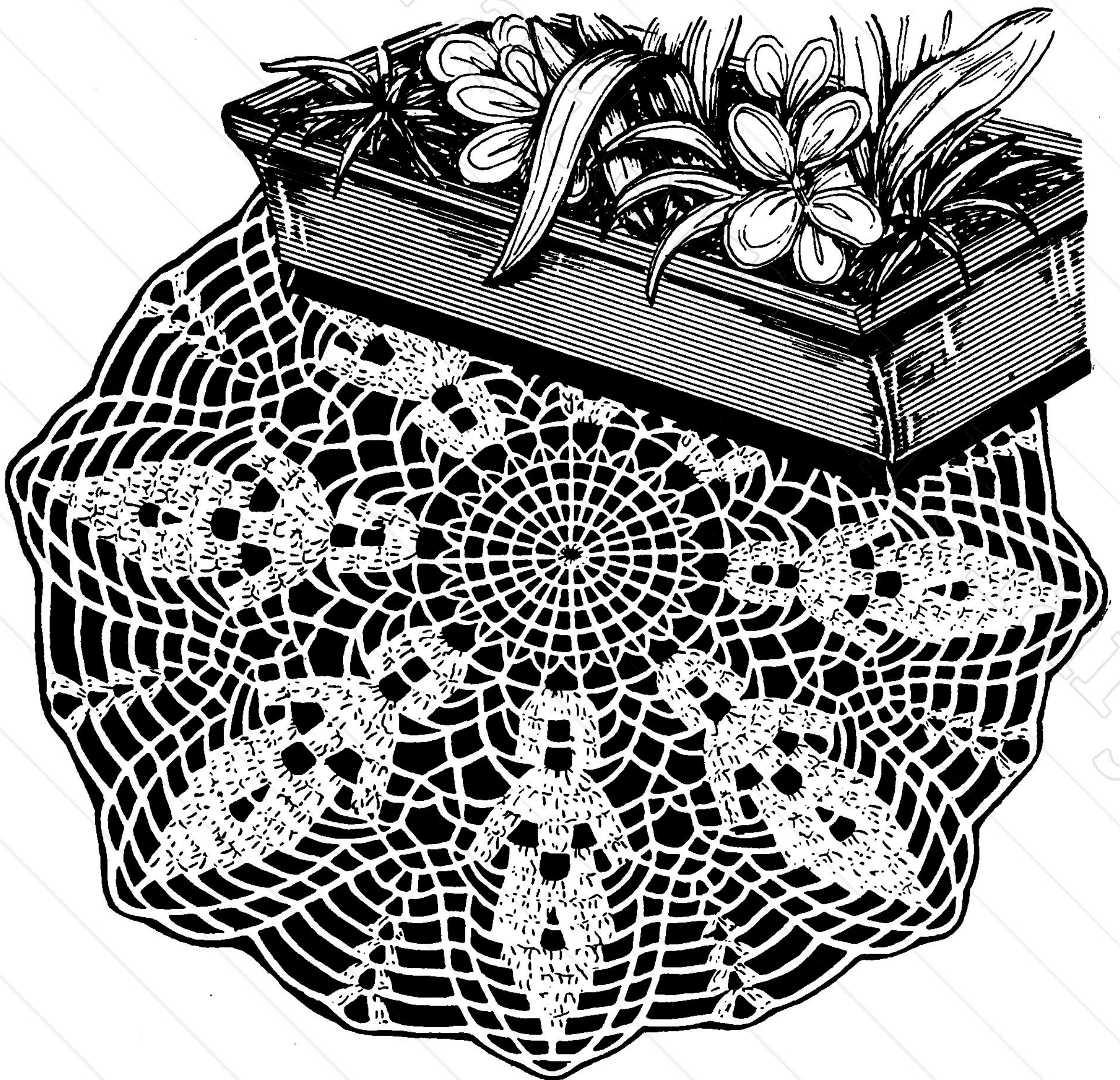
Rnd 2: Ch 5, * dc in first sc, ch 2, repeat from * around; join with sl st to third st of ch 5.

Rnd 3: Ch 4, * dc in ch 2, ch 1, dc in dc, repeat from * around; join to third st of ch 4.

Rnds 4, 5: Ch 6, * dc in dc, ch 3, repeat from * around; join to third st of ch 6.

Rnd 6: Ch 6, sl st to center of ch between dcs, ch 3, * dc in dc, ch 3, sl st to center of next ch, ch 3, repeat from * around; join to third st of ch.

Rnd 7: Ch 8, dc in dc, ch 5, * dc



in next dc, ch 5, repeat from * around; join to third st of ch.

Rnd 8: Ch 3, * 6 dcs in ch-5 sp, dc in dc, ch 6, sl st in next dc, ch 6, dc in dc, repeat from * around, join last ch-6 to top of first ch-3.

Rnd 9: Ch 3, dc in second and third dc of rnd 8, * ch 3, sk 2 dc, 1 dc in each of 3 dcs, ch 5, sl st in center of next ch, ch 5, sl st in center of next ch, ch 5, dc in each of the first 3 dcs of next group, repeat from * around; join last ch-5 to first ch 3 made.

Rnd 10: Ch 3, dc in each of next 2 dc, * ch 5, dc in each of next 3 dcs, ch 7, sl st in center of middle ch 5, ch 7, dc in each of next 3 dcs, repeat from * around; join with sl st to ch 3.

Rnd 11: Sl st over to third dc, ch 3, 7 dc over ch 5, * ch 6, sl st in center of next ch, ch 7, sl st in center of next ch, ch 6, 8 dcs over next ch-5, repeat from * around; join to first ch 3 made.

Rnd 12: Ch 3 for a dc, 2 dc in first and last 2 dcs of group, dc in each dc between (13 dc group), * ch 7, sl st to middle ch-7, ch 7, work a 13 dc group over the 8 dc group, repeat from * around; join last ch-7 to ch 3 first made.

Rnd 13: Ch 3, dc in second and third dcs, * ch 4, sk 2 dcs, dc in next 3 dcs, ch 4, sk 2 dcs, dc in last 3 dcs of group, ch 5, sl st to center of next ch, ch 5, sl st to center of second ch, ch 5, dc in first 3 dcs of next group; repeat from * around; join last ch-5 to ch 3 first made.

Rnd 14: Ch 3, dc in second and third dcs, * ch 3, 3 dcs in sp, ch 5, 3 dcs in next sp, ch 3, dc in last 3 dcs, (ch 5, sl st to center of next ch) 3 times, ch 5, dc in first 3 dcs of next group, repeat from * around; join last ch-5 to ch 3.

Rnd 15: * Ch 6, dc in each dc of second group of dcs below, 6 dcs in sp,

NEEDLEWORK BUY



ONLY \$1.00

12-Piece STAMPED FOR EMBROIDERY

SAVE NOW!

Amazingly low priced 12-piece Gift Maker set stamped for embroidery on snowy White sanforized, ideal weight, *Needle-Tex* Cloth. Lovely designs to make a circle doily, 3-piece buffet set, one baby bib, one 3-piece vanity, one 3-piece chair set and a pretty bathroom flush box cover — all designs stamped on one large piece makes this terrific bargain possible. Make beautiful, wanted gifts and things to sell. *Complete directions.*

EXCELLENT NEEDLE-TEX CLOTH

Easy stitch-magic designs on smooth, sturdy White Cotton Needle-Tex Art Cloth. Clear stampings. Order several.

SEND NO MONEY. Rush name and address. On arrival pay postman \$1.00 plus C.O.D. fee and postage. **SAVE**—send \$1 plus 10c for postpaid shipment. Clip this ad and send order today. Don't miss this *Special Offer*. If not delighted, return for money back. Satisfaction Guaranteed.

MODERN HANDCRAFT
744 Handcraft Bldg., K.C. 16, Mo.

FREE
ILLUSTRATED
SALE LIST
Sent with Order

AMAZING NEW DISCOVERY!

CURLS and WAVES HAIR

without wetting it!



DIP CURLER



PLACE IN HAIR



LOVELY CURLS AND WAVES

Not a Cold or Heat Wave!
Not a Wave Set! Gives a Perfect Wave in 5 Minutes!

SIMPLE AS A-B-C!

Nothing else like it! **MAGIC CURLER** gives a lovely halo of soft ringlets or lustrous waves in 5 MINUTES SETTING TIME! And each set costs only 2c—yet produces a dazzling new coiffure you can't tell from a \$15.00 permanent! **NO EXPERIENCE NEEDED!** No neutralizers, no rinses, no waiting! Dip **MAGIC CURLERS** into solution, place in hair, and presto! in 5 MINUTES your hair is at its "crowning-glory" best!

MAGIC RESERVOIR CURLERS
REVOLUTIONIZE HOME
HAIR SETTING!

MAGIC CURLERS have a built-in Dupont Sponge Reservoir that holds special, safe curling solution, then releases it quickly, evenly, smoothly in your hair.



Only \$1.98

This results in lustrous, shimmering curls and waves. "Takes" on all types and textures of hair. Makes expensive permanents and messy, time-consuming home waves unnecessary. **FASTEST, SAFEST HOME HAIR SETTING METHOD KNOWN!** Tested by 10,000 women! Save money on complete kit (curlers and many months supply of curling solution only \$1.98). Save money on refills! Only 30c. Get the best looking hair-dos of your life! **SEND NO MONEY!** Pay postman only \$1.98 plus postage on delivery. Delightful, thrilling satisfaction guaranteed or money back!

MAGIC CURLER CO., Dept. 114-D
8427 S. Chicago Ave. Chicago 17, Illinois

"MY TWIN DOLL LOOKS JUST LIKE ME"



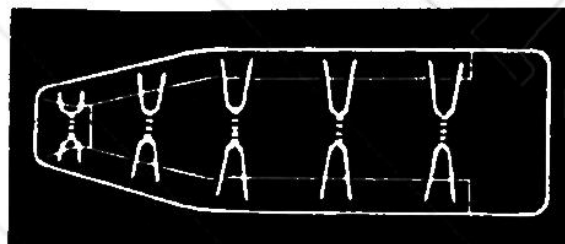
LIVING IMAGE OF YOUR OWN CHILD!

A beautiful stand-up doll with face reproduced in color from favorite photo of your little girl. A doll with her own joyous personality—she seems to live. A lifetime keepsake—A gift that is a joy forever. Doll is sturdy cardboard—complete with two gorgeous wardrobes—one in color—one child colors. Send front view photo, or snapshot, with color of eyes, hair, etc. (Photo returned intact.) **ONLY \$2.00 POSTPAID. Order TODAY!**

5100 So. Vermont

MY TWIN DOLL CO., Dept. W-11
Los Angeles 37, California

Whiz-Tite GRIPS & HOLDS IRONING BOARD COVERS




POST
PAID
ONLY **\$1**
**5 SPRING
CLIPS**

hold covers tight and smooth. Easy to put on. Lasts a lifetime. Fits all boards, metal or wooden. No laces, tacks, elastic or wrinkles. (No COD's.)

SPENCER MFG. CO., Dept. W-11, Conshohocken, Pa.

SPECIAL INTRODUCTORY OFFER!



To get
new
customers,
we offer
these
enchancing,
lustrous

CHINA TEA POT SALT & PEPPER SETS

(regular \$1.25 value) **ONLY 50¢**

YOU'LL LOVE THEM! Beautiful, imported vividly-colored china—artistically hand-painted floral decorations. 2" high. Pour easily from spouts. Adds a novel touch to table settings. They're darling. Not more than 2 sets to each customer. Add 15¢ to each set ordered for postage and handling. No C.O.D.'s please.

GREAT AMERICAN SALES CO.

418 So. Wells St.

Dept. 763

Chicago 7, Ill.

3 dc over third group of dcs, ch 6, sl st in last dc of last dc group of previous rnd, ch 4, sl st to center of first ch 5, ch 7, sk 2 ch 5 lps, sl st in center of last ch 5, ch 4, sl st to first dc of next group; repeat from * around, ending with a ch 2 and dc in base of first ch 6. This brings thread in position to begin next rnd.

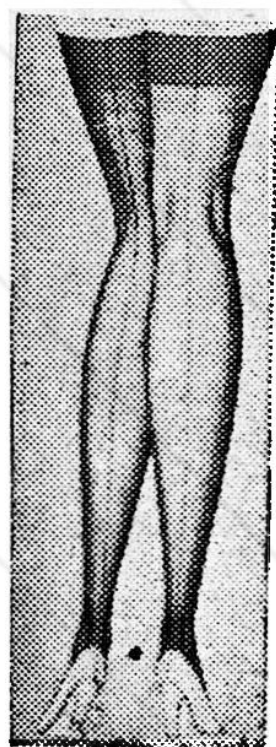
Rnd 16: * Ch 7, dc in each of first 6 dcs, ch 2, dc over each of last 6 dcs, ch 7, sl st to center of ch 4, ch 6, join to center of ch 7, ch 6, sl st to center of next ch 4; repeat from * around; join last ch 6 with sl st to base of first ch-7.

Rnd 17: Sl st to center of ch 7 of previous row, * ch 7, dc in each of first 6 dcs, ch 4, dc in last 6 dcs, ch 7, sl st to center of first ch below, (ch 6, join to center of next ch) 3 times, repeat from * around; sl st over 4 sts of beginning ch 7; this brings you to center of first ch made.

Rnd 18: * Ch 7, sk 2 dcs, 4 dcs in each of next 4 dcs, 5 dcs in sp, 4 dc group, ch 7, sl st to center of ch-7 below, ch 6, sl st to center of next ch, ch 4, (dc, ch 1, dc) in center st of next ch, ch 4, sl st to center of next ch, ch 6, sl st to center of next ch; repeat from * around, join as before.

Rnd 19: * Ch 7, sk 2 dcs, dc in each of next 9 dcs, ch 7, sl st to first ch, ch 6, join to center of second ch, ch 5, (dc, ch 2, dc) in ch-1 sp, ch 5, join to center

(Continued on Page 52)



ORDER NYLON HOSIERY at HALF-PRICE!

Write for our new, **FREE** Big Hosiery Bargain Catalog **TODAY** and see for yourself how you can buy lovely Nylon Hosiery at **ONE-HALF** price. We feature lowest **EVERY-DAY** prices in U.S. because of our Direct Mill connections. Fast service—your order shipped same day received! We are reliable. We've been in business 17 years. Have sold millions and millions pairs hosiery. We **GUARANTEE** you'll be pleased. Write for **FREE** Catalog today. No obligation. No one will call on you. **EXTRA SPECIAL! FREE!** We will send, absolutely **FREE**, with your catalog, a coupon entitling you to a bottle of perfume we value at \$1.00—free of charge with your first order! Offer limited. So write for **FREE** Catalog and **FREE** PERFUME coupon **NOW!**

LEXINGTON MAIL ORDER CO., DEPT. 21-M, LEXINGTON, N.C.

**FREE
Bargain
Book**

In The Future




Here are several nice items to make for bazaar or gifts. The handkerchief corner trim is made in filet crochet. This would be pretty with the crocheted portion worked in a color to match the handkerchief or in variegated thread.

You'll love weaving a carriage cover of ribbon. Many pastel color combinations can be used.

The two-color knitted mat is made of string weight thread. It is an easy pattern and one that can be used for an afghan if desired.

The pansy panholder can be made in a jiffy. Use any colors of string weight thread.



WORLD IN DANGER SERVE THE LORD AND EARN


Spread the Lord's word everywhere. Take orders from friends, others for gorgeous, golden, tinselled Religious mottos for homes, stores, etc. Sell amazingly fast at 35c each. Many buy 6 or more.

SEND NO MONEY Just your name and address. We

ship you 24 different, richly decorated motto pieces on TRUST. When sold send us \$5.40. Keep \$3 for yourself. Write to **MOTTOS**, 11 E. Hubbard, Dept. M-43 Chicago 11, Ill.

CAPTURE YOUR CHRISTMASES FOR YEARS TO COME

Record memories of happy holiday hours in this 25 Year Christmas Diary. It will become a life-long treasure house of joys shared, as the years pass by. Families live again their happy times together with each re-reading. A gift cherished by every young bride and mother; ideal and unique for weddings, anniversaries and graduations as well as Christmas. In pure white with trim of Christmas colors, red plastic binding. 5½ by 8 ins., packed in attractive white gift box. \$1.50 each; 3 for \$4.00; 6 for \$7.50.



The
E. A. CARLSON CO.
942 40th Avenue N.E.
Minneapolis 21, Minn.

WHAT EVERY HEARING AID USER SHOULD KNOW!

"CAN I GET a hearing aid without anything in the ear?—without any attachment to the head?—that doesn't need batteries?—without a cord? Can I get an aid I can wear so that NO ONE will know I am hard of hearing?"

A new FREE booklet, "What Every Hearing Aid User Should Know", by the author of a 700-page text on hearing instruments, gives you the FACTS. It tells the truth about hearing aids and will save you many hard earned dollars.

DON'T BUY UNTIL YOU READ IT!—until you know what every hearing aid user *should* know.

Just put your name and address on a penny postcard and send it to L. A. Watson, Room 62C, 21 North Third Street, Minneapolis 1, Minnesota. Your copy of this valuable booklet will come to you FREE in a PLAIN WRAPPER by return mail.

—Adv.

CASH IN ON TIE-MAKING

Big Christmas Season is Here

No experience needed to make \$50 or more for Christmas! Complete tie-making kit includes simple instructions, patterns, materials for dozens of ties. Regularly \$10. Now only \$4.95 plus C.O.D. postage. (Postage prepaid if cash with order). Pays for itself in first sales. Order now!

Metropolitan School of Tailoring
35 So. Dearborn St., Dept. 2313, Chicago 3, Ill.

Personal
PHOTO
Christmas
Cards
from your own
negative...
including envelopes

Limited Trial Offer... only
one order to a customer

20 \$1 PLUS 10c
FOR SHIPPING

FREE SAMPLE — Just send snapshot negative for free sample DeLuxe Yulecard, the original photo Christmas Card. Please include 3c return postage. Negative returned with sample and illustrated folder. (If without negative, send photo and 50c for new negative.) See before you buy. No obligation. Satisfaction guaranteed. Offer expires Dec. 1.

YULECARDS, DEPT. 67, QUINCY MA, MASS.

Fill Your Life With Sunshine
... And Easy Extra Dollars!

Make ARTIFICIAL FLOWERS

Two Chenille Puppets

Earn extra money this easy way! Make lovely chenille Mum Corsage or two cute chenille Puppets in spare time. Friends buy on sight. No experience needed. You get all materials, simple A-B-C instructions, and gorgeous saleable Sample—all for only \$1 each kit postpaid. **SEND NO MONEY... ORDER NOW!** Send your name, address and specify kits desired. Pay postman only \$1 per kit—or both kits for \$1.89—plus C.O.D. fee. 5 assorted money-making kits (including crepe paper rose spray, wood fibre gardenia and chenille violet corsages)—all 5 kits only \$4.49. Satisfaction guaranteed or your money back. Big new catalogs 50c; refunded on first order.

Chenille
Mum
Corsage



COMPLETE KIT ONLY \$1 POST PAID
2 Kits for \$1.89

EVERYTHING IN LEATHERCRAFT

For Beginners - For Professionals

For Advanced Hobbyists

America's Most Complete Stock of Kits, Leathers, Tools, Supplies

It will pay you to get acquainted now with LARSON Leathercraft. Easy-to-Assemble kits for beginners require no tools or experience to make belts, billfolds, purses, gloves, woolskin animals, etc. Complete stock of moderate-priced tooling leathers, top-quality calfskins, tools, supplies for advanced hobbyists and leatherworkers. Send 10c TODAY for big illustrated catalog.

J. C. LARSON CO., 820 So. Tripp Ave. Dept. 932, CHICAGO 24, ILLINOIS

Thanksgiving Miss

This traditionally dressed miss has the important item of the Thanksgiving dinner on the tray in her hands. Use her on a pretty picture or quilt block.

Place each doll on nine to twelve-inch white or pastel blocks; twelve or eighteen such blocks can be alternated with plain blocks to make a quilt of desired size. Trace on paper for the children to color.

For hand painting, trace the doll lightly on material, outline in colors of textile paint, using a pointed water color brush. Dry brush technique will give a fine shaded effect. A water color brush is best when dry brushing small areas, but a small stencil brush is suggested for the larger spaces. To dry brush, dip the tip of brush in paint and brush across a blotter or cloth until excess paint is removed, then apply paint to the design by brushing away from edge or that portion which should be darker. If you prefer, hold a blotter or piece of paper at edge of design and brush in toward design—this method is very good when stencil brush is used.

Suggested Color Scheme: Dress—light blue or gray; apron, collar, hat, cuffs and petticoat—white; tie, apron sash and band around bottom of apron—dark blue; shoes—black with gold buckle; hair—light; eyes—brown; lips—red; skin—flesh tone or outline in black.

WOOL FELT PIECES!

SENSATIONAL SURPRISE PACKAGE

ONLY \$1

cases, and many other utility garments. This amazing surprise package, only \$1. We pay postage. Send check or money order today to:

HARLANNE ART—Dept. FI
602 W. 184th Street, New York 33, N. Y.



Thanksgiving Miss

WEAVERS

Write for low prices — carpet warp, rug filler, looms, parts and inexpensive beam counter. If you have a loom, give make and width, please.

OR. RUG COMPANY

DEPT. N135

LIMA, OHIO

Make CHENILLE DOLLS

... and Artificial Flowers

It's easy, fascinating—for pleasure, profit. Dolls furnished—real hair, movable head, arms, naturally colored. For weddings, showers, children's parties. **LOWEST PRICES.** Biggest stock of artificial flower materials, etc. Send for Free Illustrated Catalog.



ZANONE'S, Dept. R, 434 S. Dearborn St., Chicago, Ill.

BARGAINS IN BOOKS

Save money on latest best-sellers of all publishers. Also old-time favorites. New 57th annual catalog lists 25,000 books on Fiction, Reference, Juvenile, History, Religion, Science, Child Guidance, etc. Send post card today for **FREE** copy of 1952 catalog, "Bargains in Books."

FREE
128-page
CATALOG

THE BOOK SUPPLY COMPANY, Dept. 20
564-566 West Monroe St., Chicago 6, Ill.

NEW! A COLLECTOR'S ITEM!

**HORSE
AND
COWBOY**

S & P
Only
\$1.00


Postpaid

Horse "throws" cowboy, rodeo-fashion in this beautiful glazed ceramic set. A collector's item—also young "cow-pokes" delight. Unusual and distinctive. Orders shipped immediately. Order today. No C.O.D.'s, please.

HEATHER HOUSE

Box 354, Dept. 560

Burlington, Iowa



WANT TO BE PAID

FOR **"GIVING AWAY"**

NYLONS AT **49¢?**

That's all they cost if they run or snag within guarantee period up to **THREE MONTHS!** Just write orders. We deliver and collect. Earn up to \$26 weekly in spare time. Advance cash and big bonus. No experience needed. Write for **FREE** sample stocking and money-making outfit post-age prepaid.

KENDEX CORP. • BABYLON 665, N. Y.

(Continued from Page 48)

of next 6-ch lp, ch 6, join to center of next ch, repeat from * around; join.

Rnd 20: * Ch 7, sk 2 dcs, dc in each of next 5 dcs, ch 7, sl st to center of first ch, ch 6, join to center of second ch, ch 6, (2 dcs, ch 2, 2 dcs) in ch-2 sp, ch 6, join to center of next 6-ch lp, ch 6, join to center of next ch 7, repeat from * around; join.

Rnd 21: * Ch 7, sk 1 dc, dc in each of next 3 dcs, ch 7, sl st to center of first ch, ch 6, join to center of second ch, ch 7, (2 dcs, ch 3, 2 dcs) in ch-2 sp of shell below, ch 7, join to center of next ch 6 lp, ch 6, join to center of next ch; repeat from * around; join.

Rnd 22: * Ch 7, dc in center of group of 3 dc, ch 7, sl st to center of first ch, ch 6, join to center of second ch, ch 8, (3 dcs, ch 4, 3 dcs) in ch-3 sp of shell below, ch 8, join to center of next ch-6 lp, ch 6, join to center of next ch, repeat from * around, join.

Rnd 23: * Ch 8, sk dc and sl st to center of next ch 7, ch 6, join to center of second ch, ch 9, (3 dcs, ch 5, 3 dcs) in ch-4 sp, ch 9, join to center of next ch-6 lp, ch 6, join to center of next ch, repeat from * around; join. Cut and fasten thread.

If desired, rnd 23 can be worked in a contrasting color. Simply cut thread at end of rnd 22 and join color to center of ch 7. Then follow directions from * for rnd 23.

If it is annoying to remove pretty but non-washable buttons from dress or blouse each time it is cleaned or laundered, sew buttons on a grosgrain ribbon and make buttonholes on both sides of garment. The ribbon with buttons is detachable and can be removed and put back on in a jiffy.

A good shoe rack may be made by placing a curtain rod near the bottom of a closet door.

Stove Pads With Glamour

Edith Lang

Is your stove pad stained, or frayed on the edges? Would you like to have one that matched your curtains or your mood? Would you like to have a clean stove pad twice a week, or oftener if desired? I said, yes, to all three questions and one day while washing dishes, I had an inspiration. Most of my ideas come while I am washing dishes, so a dishwasher would be a poor investment for me.

I was scrubbing my old oilcloth and asbestos stove pad. It was faded and worn on the edges. Food stuck to it and was hard to get off. I had had a metal one before and didn't like it either. I was wishing for a new one, something that would be easy to keep clean. Then I had my idea!

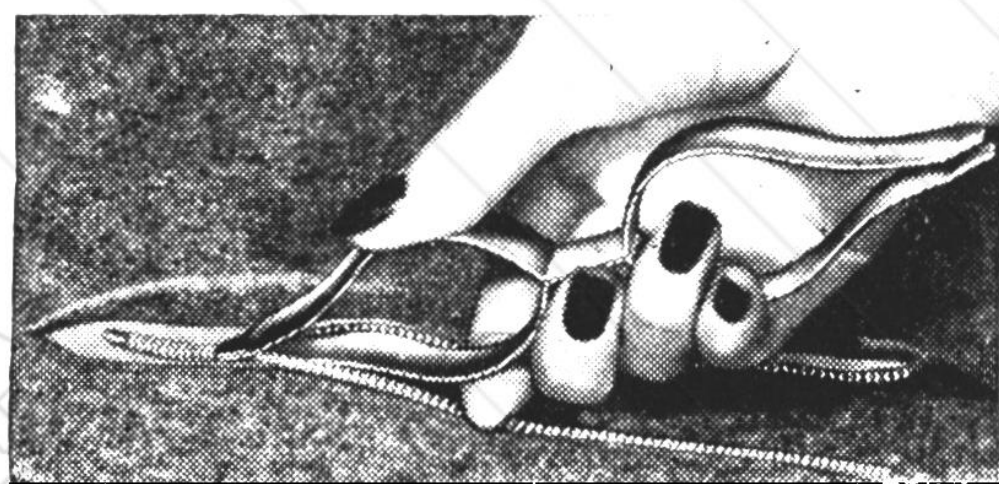
I had just made some new curtains of red checked cotton print, and trimmed them with large dark blue rickrack. I had a piece of the print left, also some rickrack. I visualized a beautiful cotton pad that would match my curtains. Also, when it became dirty, I would just toss it into the washing machine.

I could hardly wait until I had my dishes finished, before I started on this stove pad. I cut two pieces of red checked cotton print 18 by 21 inches for the back and front of my pad. Now I needed something thick for padding. I used a faded turkish towel, and cut two pieces 17 by 20 inches. Measure your own stove, because your stove could be larger or smaller than mine. Of course, any heavy material, such as old cotton blankets or old cotton baby blankets, would do for padding.

I put the padding between the red checked cotton pieces. The front and back are cut larger than the padding so there will be extra material to turn

under. When the padding is arranged evenly between the covers, pin the pad in several places, so the padding will not slip. Turn under the front and back edges, then baste them together. Sew around this outside edge with your sewing machine. If you have a machine that has a zigzag stitch, use it because it makes a fine edge. Now

FIXES BROKEN ZIPPERS




quickly, easily . . . right on the garment

Now you can repair jammed or balky zippers yourself . . . as U.S. Navy fliers do . . . with fool-proof ZIP-FIX. Save tailor bills, tedious sewing, cost of new zippers . . . keep the family's wardrobe in service all the time. ZIP-FIX is easy to use—has no sharp edges, no moving parts—works on all major makes of metal zippers, small and large.

Complete ZIPPER REPAIR KIT includes: **\$1** ppd.
 • ZIP-FIX TOOL • 2 ZIPPER SLIDERS
 • ZIPPEREASE LUBE STICK Money Back
 • ILLUSTRATED DIRECTIONS If Not Satisfied
NELLIE'S MAILMART, 207-W, E. 43rd St., New York 17, N.Y.

Dial-Top SELECT-A-SHAKER



Wonderful new idea! Dial-Top salt and pepper shaker--both in one. Cannot spill. Ideal for lunch box, picnic, barbecue, table use. Perfect sportsman item.

•UNBREAKABLE
•NON-RUST •NO-SPILL
 Plastic, non-rust, unbreakable, easily refilled. Ask for the salt and receive the pepper too. Correctly made for hard use. Holes closed when not in use. Easy to clean when necessary. Keeps salt and pepper perfectly dry. Ideal gift. Shipped in sturdy carton.

ONLY \$1.00 TWO FOR \$1.89 DRY SALT & PEPPER

Actual size 3½ inches. Choice of colors: Red, Green, Blue, Yellow and White. **SEND NO MONEY:** Rush name & address. On arrival pay postman cash plus postage & C.O.D. fees. **SAVE--** send cash with order--we pay postage. Select-A-Shaker guaranteed to be as advertised or return for refund. Discounts to clubs, churches, etc. (Special Offer to Dealers)
BOND-CRAFT, Box 644
Dept. 197, Kansas City 10, Mo.

FREE EXCLUSIVE

Mother Mac's New Happy Holiday Candy Recipes with order.

New Amazing Invention—"Magic Art Reproducer"

DRAW The First Day!
NO LESSONS! NO TALENT!**You Can Draw Your Family, Friends, Anything From REAL LIFE—Like An Artist Even if You CAN'T DRAW A Straight Line!****ALSO EXCELLENT for EVERY OTHER TYPE of DRAWING!**

Human Figures • Outdoor Scenes, landscapes, buildings • Still life, vases, bowls of fruit, lamps, furniture, all objects • Copy photos, other pictures, portraits, etc. • Copy designs, decorations, etc., for needlework, crocheting, knitting • Copy all cartoons.

Anyone can draw, paint, or sketch anything instantly—even if you can't draw! Anything you want to draw is automatically seen on any sheet of paper thru the "Magic Art Reproducer". Then easily follow the lines of the "picture image" with a pencil for an original "professional looking" drawing. Also reduces or enlarges drawing. Used on any table—indoors, outdoors! May help lead to profitable art career. Wonderful gift!

FREE! "Simple Secrets of Art Tricks of the Trade" Easy illustrated guide on techniques, proportions, perspectives, shading, color, cartoons, human figures to add touches to "Magic Art Reproducer" drawings. Free with order.

SEND NO MONEY!
Free 10 Day Trial!

Send name and address. Pay postman on delivery \$1.98 plus postage. Or send only \$1.98 with order and we pay postage. Money Back Guarantee if not satisfied after 10 Day trial!

NORTON PRODUCTS, Dept. WB-11, 296 Broadway, N. Y. C.


It's a Christmas **FAD OF THE MONTH** Selection



It's lovely, original! Just the appealing centerpiece for Christmas and Holiday tables—four prancing Reindeers with dainty "harness" and Santa's Sleigh of glistening white Styrafoam (plastic "snow," won't melt) sparkled with sequins. Size 18" long. Complete Kit with illustrations and easy directions includes lacy, red plastic centerpiece mat. Thousands already sold, supply is limited. Order NOW for immediate mailing.

SEND NO MONEY—Just name and address. On arrival deposit \$1 plus C.O.D. postage or send \$1 with order, and we ship postpaid. Money back if not delighted.

Address: Nancy Lee, Sec'y Dept. 29-P
FAD OF THE MONTH CLUB Des Moines 12, Iowa

**BOX PLANTER SET**

Window Seat Planter (7 1/2 x 4 1/4 x 2 1/2"), with matching pair (5 1/2 x 5 1/4 x 2"), which can be used either as

bookends or wall ornaments; Oakleaf relief design; colors: White or chartreuse, richly hand decorated with 14-k gold. An ideal Holiday gift. This \$5.95 set for ONLY \$3. (plus 25c postage) by buying direct from manufacturer. Money back guarantee. Many other ceramic gift items. **ARDELL STUDIOS, 2521 Whittier, L. A. 23, Calif.**

sew from one corner diagonally across. Do this twice, then across the middle; this quilts it enough to hold the padding in place. This is your basic stove pad. Just use your imagination for adding glamour.

On this red checked pad I sewed a row of dark blue rickrack across the ends. Now it matched my curtains and added a gay touch to my stove.


Here are a few of its advantages. It had cost me nothing, because I had the extra material on hand. Even if the material had to be bought, it would not be expensive. Especially considering the fact that it lasts longer and looks nicer than stove pads I buy. The cleaning problem is eliminated. When it gets dirty, just put it in the wash, put a clean one on the stove and that is all there is to it. I like mine so well, I will never bother with any other kind.

Here are a few ideas for adding that special bit of glamour:

1. Use three colors of bias tape across the ends. One row of each color.
2. Applique red hearts or red tulips on red checked print.
3. Piece one like a quilt. This will use small scraps.
4. Make the back one color, the front another color.
5. Use one row of large rickrack, another row of medium rickrack, another row of small rickrack.
6. For checked material, use a design of cross stitch across the ends.

There are as many ideas as there are stoves. Your stove pad need never be just like your next door neighbor's. Each one will be truly your own creation, and your stove will have glamour plus.

If the electric fan seems a bit noisy to you, try placing a magazine or folded newspaper between it and the stand or floor.



- Take inches off tummy
- Bring in waist
- Control spreading hiplines
- Smooth and slim thighs
- Make clothes fit

PROVED!

... by tens of thousands of satisfied wearers throughout the country.

STOUT WOMEN—We can fit you too! Sizes up to 54 waist, 65 hips.

MONEY-BACK GUARANTEE 10-Day Trial Offer

Wear the Tranzform for 10 days at our risk. We'll send it on approval. The Tranzform must do all we claim or return it in 10 days and we'll send your \$4.98 right back. We take all the risk because we know that even though you may have tried many other girdles, you haven't tried the best until you've worn a Tranzform.

*T.M. Reg. U.S. Pat. Off.
*Pat. app. for U.S. Pat. Off.

4⁹⁸

LOOK SLIMMER, more YOUTHFUL REDUCE your appearance **INSTANTLY!**

The Tranzform* Girdle must be the best girdle you ever wore . . . you must feel more comfortable . . . you must look younger . . . your shape must be noticeably improved . . . or we don't want a penny of your money.

NEW! No other girdle or supporter belt like it. We know that you've probably tried other girdles in the hope that you'd eventually find the right one. But this we promise you: **NO OTHER GIRDLE CAN DO FOR YOU MORE THAN THE TRANZFORM DOES.** No other girdle or supporter belt offers you more bulge control . . . safely, scientifically. No other girdle can compare with the miracle-working Bulgemaster* feature.

WHAT IS THE BULGE-MASTER FEATURE?

The Bulgemaster pads are special inset panels of sheet rubber, covered with cotton jersey. They absorb the excess perspiration from the balanced pressure against the muscles and fatty tissues of your stomach, waist, hips and thighs.

ONLY 100% DUPONT NYLON STITCHING is used on the Bulgemaster panels. Special pin point perforation allows air to circulate for your added comfort.

MAGIC INSET CONTROL

Magic insets control in complete comfort, guaranteeing healthful, lasting support. They lift and flatten the tummy, slim down the waist, trim the hips, eliminate the "spare tire" waist line roll. These magic inset panels are cleverly designed with diagonal control-stretch to give each bulge the exact amount of restraint it requires. **No bones—No buckles—No steels—No lacets—No adjustments** Let the Tranzform be your undercover agent for a more beautiful figure—the slimmer, trimmer figure that invites romance.

DON'T BE FOOLED BY IMITATORS!

Other people may attempt to copy our ads, but they cannot copy the Tranzform or the Bulge-Master panels. Both Tranzform and Bulge-Master are registered trade-marks (patent applied for, U.S. Pat. Off.). Tranzform Girdles are made and sold only by us—not obtainable anywhere else. Don't be fooled by imitators. Insist on the genuine Tranzform.

**WHY DIET?
TRY IT!** takes inches off your bulge-line!

SEND NO MONEY MAIL COUPON NOW!

TRANZFORM, Inc., Dept. 623, 15 E. 16 St., N. Y. 3

Tranzform, Inc., Dept. 623, 15 E. 16, New York 3
Rush my Tranzform with wonder-working Bulge-Master at once. On delivery I will pay postman \$4.98 plus postage. (Extra large sizes, waist 35-54 or hips 44-65, \$5.98.) I must be satisfied or I will return the Tranzform in 10 days for full purchase price refund.

Waist size..... Hips..... Height.....

NAME

ADDRESS

CITY..... ZONE..... STATE.....

☐ Check here if you are enclosing money with order to save C.O.D. and handling charges. Same Free Trial and refund guarantee.

Opportunities Knock



The charge for classified advertisements is \$1.25 a word payable in advance by check, cash or money order. All classified set solid, without display, leading, or blank space. All copy subject to publisher's approval. For clarity, please type or print your copy. Be sure that check, currency or money order accompanies copy. When figuring the number of words be sure to include name and address. For example: A. E. Smith, is three words.

AGENTS WANTED

"FOG-STOP" Windshield Cloth. Instantly removes blurry Mist, Frost, Sleet, Snow. Stops windshield fogging. Samples sent on trial. Kristee 137, Akron, Ohio.

BUY WHOLESALE—25,000 items. Catalogue 25c. Matthews, 1472-H2 Broadway, New York City.

GENUINE FUR Coats, Capes, Jackets. Lowest prices. Free wholesale catalog. HMJ, 150-X W. 28, NYC.

EARN MORE Money selling plastic drapes, tablecloths, aprons, shower curtains, wallets, etc. Send for Free Sales Kit today! Quick Sale Commodities Company, 580 8th Avenue.

50 MILLION Prospects, new tiny electric alarm warns of burglary—fire—floods, etc. Schutt National Enterprises, 104-12 W. Fourth St., Royal Oak, Mich.

BE A Money Maker . . . Represent magazines year around. Wonderful home work. Big Christmas profits now. Liberal commissions. Everything furnished. Write for Free Catalog. McGregor Magazine Agency, Dept. 710, Mount Morris, Ill.

NEW PLASTIC Mending Tape. Just press on! Repairs clothing instantly. Lightning seller. Samples sent on trial. Kristee 136, Akron, Ohio.

ART, ART SUPPLIES

READYCUT STENCILS. New catalogue 25c. House of Crafts, Box 892, Spencer, Iowa.

WOODENWARE TO decorate. Send 10c for catalog. Continental Products, 907 Birch, Eau Claire 2, Wis.

STENCILS FOR Textile Painters—Now available, especially designed shaded stencils with complete pattern printed on each sheet of stencil set. Many designs to decorate towels, curtains, ties, blouses, pillowcases, etc. Send 25c in coin for sample stencil set, directions for painting and design listing. Aluminum Art Products, 225 W. 8th Street, Kansas City 6, Mo.

ARTIFICIAL FLOWERS, SUPPLIES

MAKE CHRISTMAS Gifts. Earn Money at Home. Fibre, Paper, Leaves, Findings, Rhinestones. Free Price List. Dali, 5801H Cermak, Cicero, Ill.

MAKE, SELL, Artificial Flowers, Corsages, Chenille Dolls, Jewelry. Starting kits, Woodfibre, Leaves, Shellcraft, Rhinestones, Sequins, Findings, Wholesale Profitcrafts Catalog 10c. Cleveland Models, 4507TC117 Lorain Ave., Cleveland 2, Ohio.

BIG PROFITS. Make fast-seller chenille monkey trees, holiday flowers, dolls. Literature free. Velva, Bohemia 27, NY.

BEADS

BEADS: All kinds. Send stamp for New Necklace designs. Imperial Bead Co., W1905 Marmion Ave., New York City 60.

BUSINESS OPPORTUNITIES

MAKE MONEY with frogs. Particulars free! Specialties House, Whiting 14, Indiana.

START HOME Candy Kitchen. "How To Make, Package And Sell Candies" \$1.25. Schenck, West Penn, Butler, Pa.

INVISIBLE REWEAVING, Men-Women. Home Course sent on 5-day no-risk examination. \$5 hour possible part or full time. No overhead. Reweave burns, tears, moth holes like new at home. Free details. Skil-Weave, 1715-G Westwood, Los Angeles 24.

GET NEW Star-Brite Jewelry Kit including everything for assembling Rhinestone necklace-bracelet set worth \$7.50. Only \$3.00 postpaid. Money back if not satisfied. Do big Christmas gift business. J & M Novelties. Dept. TCM-2, Griffith, Ind.

WHY NOT MAKE Extra Dollars repairing zippers? Excellent profits, uncrowded field. Details free. Texas Specialty Co., 204-WB Texas, Texarkana, Texas.

EARN MONEY Evenings, copying and duplicating comic cartoons for advertisers. Adservice, Argyle 17, Wis.

MONEY in new greaseless doughnuts. Start in kitchen. No smoke. Sell stores. Free recipes. Arthur Ray Co., 3605 South 15th Ave., Minneapolis 7, Minnesota.

FABULOUS EARNINGS — Fascinating pastime. Growing Genuine, living miniature (Ming) Trees. New sensational Business or Hobby. Astounding information Free. Dwarf Gardens, Box 355G, Briggs Station, Los Angeles 48, Calif.

INVISIBLE REWEAVING—big profit, big demand, easy-to-learn low-cost complete course—nothing else to buy, ever. Details free, write today. Fabricon, Dept. FF-2, 8342 S. Prairie Ave., Chicago 19, Ill.

MANUFACTURE YOURSELF: Cleaners, Polishes, Cosmetics. Catalog Free. Kempico, Parkridge, Ill.

CACTUS FOR SALE

AMAZING CACTUS OFFER . . . 7 different dwarf cactus plants \$1 postpaid. Resurrection plant Free if prompt. Aunt Patty, Edinburg, Texas.

CHRISTMAS SUPPLIES

CHRISTMAS TREE for table 20" high, glistening white with sparkling colors. Easily made. Instructions and patterns 50c. Mrs. Harms, 35-H East 111th St., Chicago 28.

CONTESTS

WIN CONTEST Money. General Contest Bulletin gives hundreds of tips. Lists current contests and rules. Sample 25c. General Contests, 1609 East 5th, Dept. 112, Duluth, Minn.

WIN CONTESTS! Our students won \$1¼ million in past year. Prize Ideas tells how! Send for Free copy with "Winning Writeups." All American School, Dept. B, 1429 Spruce St., Philadelphia 2, Penna.

CORSAGE MATERIALS

FLOWER ARRANGERS Supplies; Wedding Accessories; Unusual Books; House Plant Aids; Gift Suggestions catalog, Floral Art, Dept. UW, Teaneck, New Jersey.

DRESDEN CRAFT

SEND 25c for new 1952 illustrated Dresdencraft catalog. 100's of new items. Featuring Mrs. Helm's paints and instruction books. Klosterman's, 954 Payne Ave., St. Paul, Minnesota.

AMERICAN DRESDENCRAFT Headquarters! Send 25c for illustrated catalogue of figurines and supplies. Bonnie Belle Gift Shop, Dept. W, Minneapolis 2, Minn.

EARTHWORMS

\$200 MONTHLY. Raising Earthworms, Backyard. Booklet 25c. Marvin Dickman-1, Willow Springs, Mo.

FASHION DESIGNING

DESIGN SMART Fashions for yourself or others. Fascinating, profitable field. Learn at home in spare time. Practical basic training. Sound "learn-by-doing" method. Write for free booklet. National School of Dress Design, 835 Diversey Parkway, Dept. 1198, Chicago 14, Ill.

FEMALE HELP WANTED

COSMETICS by Madeline add to your family income, full or part time. High earnings. Phil Products, Box 589, Evanston, Ill.

MAKE BIG Money Giving Plastic Parties. No experience necessary. We show you how. Write for Free details. Princess Plastics, Dept. WB521, 2722 LaSalle, St. Louis 4, Mo.

FIGURINES

FIGURINES—Mrs. Helm's Paints—Photo-illustrated Catalog, 15c. Dresden Craft Shop, 2003A E. 39, Kansas City, Mo.

JENSEN'S FIGURINES, 512-514-516 Cedar Ave., Minneapolis, Minn. Send 50c for large photo illustrated catalog containing complete painting instructions.

GIFTS

DISTINCTIVE CHRISTMAS Gifts: Look no further for unique, very clever new items. Selections for everyone on your list. Wide choice from \$1 to \$9.95 postpaid. Expect distinctive quality—value-priced. Catalog 10c (refund with first purchase). San Gabriel Giftcrafts, Box 36, San Gabriel, California.

HOBBIES

LEATHERCRAFT, Copper tooling, textile painting, many other crafts. Big free catalog shows everything you need. Kit Kraft, 7377 Melrose, Hollywood 46, Calif.

LEATHERCRAFT For Pleasure or Profit. Make easy-to-assemble purses, belts, gloves, woolskin toys, 100 other items for gifts or to sell. Send 10c today for big catalog. Largest Leathercraft stock in U. S. J. C. Larson Co., 820 S. Tripp, Dept. 1094, Chicago 24.

HOME SEWERS WANTED

SPARE TIME Money! Sew neckties from special patterns. You make them—we sell them! Toni Ties, Stanton 11, Calif.

INSTRUCTION

HIGH SCHOOL—No Classes. Study at home. Spare time. Diploma awarded. Write for Free Catalog HAW-4, Wayne School, 2527 N. Sheffield, Chicago 14, Ill.

JEWELRY & FINDINGS

MAKE COSTUME Jewelry—Rhinestones. Free Catalog. Sparkle Mart, 475 5 Avenue, New York 17, N. Y.

NEW CATALOG lists over 5000 styles! Gold plated jewelry supplies, Rhinestones, Pearls, etc. Complete details, only 10c. Barry's 47-14 Branford Place, Newark 2, N. J.

MAKE YOUR Own Jewelry. Kit including settings and black fire opals \$1.00. Our Lady's Gift Shop, Box 171, Dept. W11. Andover, New Jersey.

RHINESTONES, JEWELRY settings, cameos, sequins, beads. Catalog Free. J & M Novelties, Dept. CM-2, Griffith, Ind.

LEATHERCRAFT

HAVE FUN! Make Money! "Working with Leather," 64-page booklet tells how. Send 25c for copy. Free gift if you mention this magazine. Valuable information included. No foreign orders. Wilder & Company, 1031 Crosby, Chicago 10.

OUR BIGGEST Leather and Craft Catalog yet! 1000's of items. Send 25c (refunded with 1st order). Russo Handicraft Supplies. Dept. B4, 245 S. Spring, Los Angeles, Calif.

MISCELLANEOUS

OUTDOOR TOILETS, Cesspools, Septic Tanks cleaned, deodorized with amazing new product. Just mix dry powder with water; pour into toilet. Safe, no poisons. Save digging, pumping costs. Postcard brings free details. Burson Laboratories, Dept. H-82, Chicago 22, Ill.

NEEDLECRAFT SUPPLIES

HOOKED RUG Swatches. Six 3x12" strips. Wool, mothproofed. Sixteen basic shades for intricate design. Write for list. Allen Fabrics, 60 Horne Rd., Belmont, Mass.

BEAUTIFUL PILLOW Cases \$1.79 pair postpaid. Stamped, hemstitched, seamless tubing, 128 count, 42x33, lazy daisy or cross stitch designs, instructions. Offer limited. Louella Mae NeedleArt, 105 So. Market, Chicago 6, Ill.

NURSES TRAINING SCHOOLS

MAKE UP to \$45-\$55 Week as a Trained Practical Nurse! Learn quickly at home. Booklet free. Chicago School of Nursing, Dept. M-10, Chicago.

OF INTEREST TO WOMEN

WOMEN: Turn spare time to cash. Easy, Pleasant work. Screen-Art Service, Stillwater 9, Minnesota.

"TOYPACK" 7 card and toy greeting card assortment. 100% Profit—Big Repeater. Sample 25c. Seejay Sales, 2416-T N. Oakley, Chicago 47.

YOU CAN get 800,000 articles wholesale, direct from manufacturers. Big Discounts! You'll save money by buying direct. Send for your Free copy of "Where To Buy It Wholesale." KeeKal, Dept. W-1133, Kalamazoo 9, Mich.

CROCHETERS, HANDWORKERS: Want to sell to shops? Send postcard for free information. F. Schramm, 3118 N. Sawyer, Chicago 18, Ill.

CHAIR CANE. Genuine. Plastic. Samples. Catalogue Dime, Instructions 25c. Seat Weaving Book \$1.15. Fogarty's, Troy 5, N. Y.

CLUBS, CHURCHES, Auxiliaries, etc. Earn \$100-\$250 or \$500 cash, plus 24 handsome wood card tables for your club! Has earned Good Housekeeping Seal. Nothing to pay, no risk. Write for details about the Mathers Advertising Card Table Plan. F. W. Mathers, Dept. WB, Mt. Ephraim, N. J.

EXTRA MONEY. Spin angora wool at home. Angora House, WB, Springfield, Illinois.

LEARN DRESS Designing at home! Spare time training equips you for fascinating, profitable career! Create your own fashions months ahead of local stores! Amazing Magic Mannequin Method makes it easy, fun to learn. No special education or talent needed! Write for Free booklet. Institute of Fashion Art, 30 W. Washington, Dept. W-4, Chicago 2, Ill.

MAKE MONEY Sewing At Home. Part or full time. We instruct. Write Jud San Products, 11714 Chesterfield Ave., Dept. W, Cleveland, Ohio.

MAKE, SELL, Glamorous Costume Jewelry. Easy. Wonderful Profits. Free Catalog also Sewing Catalog. Button Shop, Dept. 32, 725 Eleventh Street, Northwest, Washington, D. C.

DEMONSTRATORS, SCHOOLTEACHERS, Housewives: Make \$8.00 hourly. Something New. Our Style Showings Lovely Lingerie, Hosiery, Apparel are the sensation of party plan. Beautiful sales outfit Free. Beeline Fashions. 4145RP Lawrence, Chicago.

OLD COINS WANTED

WE PURCHASE Indianhead pennies. Complete all coin catalogue 20c. Owen Fairview, 277 Broadway, New York 7.

OLD GOLD & JEWELRY WANTED

HIGHEST CASH prices paid for used or broken watches, jewelry, spectacles, gold teeth, diamonds, silver. Mail articles or write for free information. Lowe's, 1 Holland Bldg., St. Louis 1. Mo.

HIGHEST CASH Paid For Old, Broken Jewelry, Gold Teeth, Watches, Silverware, Diamonds, Spectacles. Free Information. Satisfaction Guaranteed. Rose Smelting Company, 29-WB East Madison, Chicago.

PHOTOS, COLORING, FINISHING

SENSATIONAL INTRODUCTORY Offers! Send snapshot or negative, this ad and 10c. We'll send beautiful 7" x 5" enlargement. Or, Kodak roll developed and printed—with this ad, only 25c, or 8 Giant prints from roll 30c. Reprints from negatives, regular size, 4c each or 8 for 25c; Giant size 5c each or 6 for 25c. This ad must accompany order. Immediate delivery. Free mailers. American Studios, Dept. 17, LaCrosse, Wisconsin.

OIL COLORING photographs can be a fascinating hobby or profitable sideline for those with artistic talent. Learn at home. Easy simplified method. Send for free booklet. National Photo Coloring School, 835 Diversey Parkway, Dept. 119B, Chicago 14, Ill.

PIANO ROLLS

NEW PLAYER Piano Rolls. Susie Ketchum, Box 1058-B, Springfield, Ill.

PLASTICS

NEW LIQUID Plastic. Clear, colors. Cast without heat. Embed flowers, insects, coins. Saw, drill, carve. Send 25c for Wholesale Catalog and New Sales Manual showing how to make money at home. Castolite, Dept. M-135, Woodstock, Ill.

SHELLCRAFT

SHELLCRAFT—A profitable hobby—free catalog—Don-Dee Shellcraft, Daytona Beach, Florida.

SHELLCRAFT . . . Profitable—Fascinating. Make beautiful shell jewelry easily. Everything you need in big kit, including samples, instructions. \$3.00 postpaid. St. Petersburg Shell Novelty Co., Dept. 18, PO Box 56, 22nd Street Sta., St. Petersburg, Florida.

STAMP COLLECTING

FREE! Beginner's Sample Assortment! With lists! Hartford Stampmart, Hartford 1, Connecticut.

FREE! BIG United States Catalog! Invaluable guide and check list. Hundreds of illustrations. Harris & Co., Boston 17-F, Mass.

YARN

YARN: FREE samples & Directions. All wool knitting & Rug Yarns, Patterns & Frames. Lowest prices. Buy direct. Bartlett Yarn Mills, Box 44, Harmony, Maine.

Take Pride in Your Darning

Florence S. Stauffer

So you've come to the conclusion that of all household tasks, darning stockings is the most irksome? Or has your budget taken an unfavorable attitude toward your old habit of replacing slightly worn socks when they should have gone into the workbasket?


Whichever is the case, you're confronted with a mountainous stack of unmended hosiery, and you can't postpone the attack any longer.

Where are you going to start? The obvious answer is at the hole, of course. But stop a moment and survey your tools. Having the proper accessories makes any job easier, and if darning is your memesis, face it with the best weapons available.

To do this you must assemble needles, thread, thimble, scissors and a darning ball. You'll want more than one needle if you're attacking a variety of hosiery. Use a coarse one on socks of heavy cotton or woolen fabric and a very fine needle on sheer nylons and silks.

Here's a tip on thread. Use six-strand embroidery floss. It has several advantages. First, it's inexpensive; second, it comes in a variety of colors; third, its strands can be divided to suit the weight of the fabric to be mended. As little as 25 cents invested in a supply of floss will give you enough thread to last some time. You can get various shades to match women's hosiery and all colors of the rainbow for the bright campus and slack socks. Use a single strand of thread for sheer hose, more for the heavier fabrics and all six strands for a very coarse material.

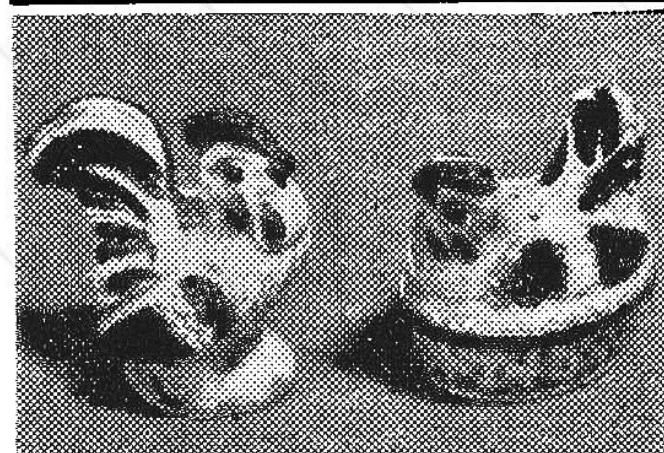
There are two methods of mending stockings. Either you pull the fabric together and fasten with a knot of thread, a method bound to cause ad-



**LOCATE AND CUT
YOUR THREAD IN
ONE OPERATION**

It's easy to identify thread you want thru "TIDE MAID" clear plastic construction. Steel blades "snip" thread. No scissors needed. Ideal for Gift. Order direct for only \$1.50 Guaranteed.

C. W. MEYERS, 325 N. Murtland Ave. - Dept. 2T5 Pittsburgh 8, Pa.



CALIFORNIA CERAMICS Salt & Pepper SETS

Introductory Offer
Only \$1.00 a pair
Plus 15c Postage

SOLVE YOUR XMAS GIFT SHOPPING. ORDER NOW!

These beautifully designed and delicately detailed sets are made up in:

HEN & ROOSTER; SQUIRREL ON LOG;
FOX & GRAPES; COW OVER MOON.

An impressive gift that's ornamental as well as useful that you will be proud to own or give.

On arrival pay Postman C.O.D. plus 15c postage and handling.

MOORE'S CERAMICS

333 Parkman Avenue

Los Angeles 26, Calif.

FAB-TEX PAINTING



STENCILS

FREE-HAND

Amazing-NEW
Aunt Ellen's Big
Fab-Textile

Painting Kit...wonderful complete kit to make beautiful hand painted designs on wearing apparel, lunch cloths, napkins, scarfs, curtains, tea towels, lamp shades, hosiery, etc.

40
DESIGNS

ONLY
\$2.50

EMBROIDERY

Quicker, easier, professional looking textile painting made even more attractive with NEW third dimension embroidery added—complete directions tell you how. Make stencil designs fast, add shading and easy embroidery for the prettiest and most unusual things you've ever made! Start at once!

ORDER NOW!

Contents: 4 jars of ready-to-use colors, 1 jar special blender, 1 jar extender, 1 fine knife, 1 free-hand brush, 1 stencil brush, 6 sheets stencil paper, over 40 designs and complete, easy directions. Attractively boxed. Shipped in sturdy carton. **SEND NO MONEY.** Rush name and address for C. O. D. shipment, on arrival pay postman \$2.50 plus postage and fee. Or send \$2.50 plus 25c for postpaid shipment and we'll send **EXTRA**, without cost, a big sheet of hot iron transfer Textile Painting Designs. If not delighted, return for \$2.50 refund. **Guaranteed**
MODERN HANDCRAFT, Department 745
2401 Burlington Kansas City 16, Missouri

Complete Set
16 CROCHET
HOOKS

for
\$1.00
 Only

Regular \$240 Value

Famous Imported Swiss Hooks
 Amazing Bargain • Lightweight
 Aluminum • Exact-Standard Sizes

Own this full set of 16 professional hooks (all sizes 00 to 14) at amazing bargain price. In attractive glareproof colors. Wonderful to use; the perfect gift

SEND NO MONEY—Test at Our Risk
 Just send your name and address. Specify QUANTITY of sets desired (16 hooks to set). On arrival, deposit only \$1.00 per set plus C.O.D. postage on our guarantee. If you are not delighted return in 10 days and your money back. Cash with order we pay postage. Only limited amount available. Order NOW

LEEWARD MILLS, Dept. HL-63
 173 W. Madison St., Chicago 2, Illinois

verse criticism from the wearer of the sock, or you neatly weave across the hole, leaving the spot smooth to the touch. Weaving is defined as making cloth by interlacing yarns, and darning is mending with interlacing stitches, so if you darn, you really weave new cloth in the hole.

When ready to start, insert the ball into the sock to the spot needing mending. Then, working on the outside of the stocking, take a series of running stitches around the hole to make the edges lie flat. Then, close the hole with stitches running lengthwise. Each thread must touch the ones next to it, making a solid covering of long stitches. The next step is to weave across these lengthwise stitches, going over and under the successive threads, again with close stitches until the hole is completely covered with a fine criss-cross of stitches. Run the end of the thread along the edge of the mended spot and clip off closely. This method will leave the inside of the stocking smooth to the touch and it will be comfortable to wear.

While mending the holes, don't overlook the thin spots in socks and remember the old saying, "A stitch in time saves nine." It's much easier to run a few re-inforcing threads through a thin spot than it is to darn a large hole later.

Of course, you're not working on a piece basis, that is, being paid for the number of socks done, so a few words on the ounce of prevention are in order. Ask your husband to get busy on that nail in his shoe that is snagging his socks. Cut Junior's toenails more often and watch baby's toes do not grow right through her stockings.

Finally, learn to darn properly and rate your work a handicraft instead of a chore. You'll be as proud of it as others are of knitting, crocheting or fine embroidery.

STRICTLY PERSONAL 200 GOLD "Labelettes"

Individually Cut—**\$1.50** post paid
 Just Lick-en-Stick

Personalize Your

- letters • envelopes
- notebooks • equipment

Your name and address in handsome black letters on 200 stunning gold labels. Size 5/8" x 1 5/8". Smart lucite case has many uses. A Christmas gift that's "strictly personal." Order NOW! Agents considered.

LABELETTES, 7449-R Exchange, Chicago 49, Illinois



BE A Nurse

LEARN AT HOME

Practical nurses are needed in every community . . . doctors rely on them . . . patients appreciate their cheerful, expert care. You can learn practical nursing at home in spare time. Course endorsed by physicians. 52nd yr. Earn while learning. High School

not required. Men, women, 18 to 60. Trial plan. Write now!

CHICAGO SCHOOL OF NURSING

Dept. 5211, 41 East Pearson Street, Chicago 11, Ill.


Please send free booklet and 16 sample lesson pages.

Name
 City State Age

Yoke or Collar in Tatting

Combining a twisted stitch in tatting with two pieces of rick rack braid that have been twisted together into a band makes an unusual collar or a yoke suitable for a little girl's dress. Use rick rack braid no wider than a half inch, white or color or a combination with number 20 crochet cotton; use a ball and shuttle.

Abbreviations: Ds (double stitch); r (ring); cl r (close ring); st (stitch); p (picot); twisted st—make 3 of the first half of the ds and 3 of the last half—this will be referred to as a set of sts.



Twist two pieces of rick rack together and sew ends to hold. Join ball thread in a point at end of braid, making two sets of twisted stitches, p, 2 sets of sts, join in next point of braid, make 2 sets of sts, p, 2 sets of sts, continue across.

Make four more rows in the same fashion, joining in the ps. Finish with a row of: ch 3 ds, p, 3 ds, join in next p, 3 ds, p, 3 ds, repeat for length of piece.

Tatting Combining Two Pieces of Insertion

Tatting thread in a delicate color or white can be used. Join thread to

insertion, gather or full a second piece of insertion by pulling the thread along upper edge. Ch 5 ds, join in lower insertion, 5 ds, join in upper in-

(Continued on Page 66)



DRAPERY FABRICS

Charming as Handloomed Originals

Yours only from Itasca!

You'll love Itasca fabrics when you see and feel their rough-woven textures — created especially for contemporary and ranch style homes. Modern, eye-pleasing colors . . . materials that are translucent but not transparent . . . vat-dyed and washable. Whether you make handsome, long-wearing drapes yourself, or have them made, they are so *economical*. Decorate your entire home — there is an Itasca fabric for every room! Matching textures and colors add handloomed effect to slipcovers, bedspreads and vanities, too — used by leading decorators all over America for custom decorating jobs requiring distinctive textures and weaves. Itasca fabrics are amazingly low cost — they come direct from the loom to you!



Decorator originals available only from Itasca — by mail



SEND TODAY
FOR 20
FABRIC
SAMPLES
PLUS
"INTERIORS
BEAUTIFUL"
— BOTH
ONLY 25c

Send today for 20 samples of distinctive rough-textured Itasca fabrics — plus "Interiors Beautiful," Itasca's full-color, handsomely illustrated home decoration book. Ideas galore for smart young moderns — detailed instructions for making drapes, slipcovers, bedspreads, etc. For 20 samples plus book, send only 25c.

**ITASCA
WEAVERS GUILD**
Dept. WB-1
ITASCA, TEXAS

City

State

(Print address in pencil)

(Print name in pencil)

ITASCA WEAVERS GUILD
Dept. WB-1, Itasca, Texas
Please send me 20 Itasca fabric samples plus my copy of "Interiors Beautiful." I enclose 25c.


SHOP
BY MAIL
SAVE UP TO
\$100

Snowflake Doily

Small medallions are joined to make this hexagon shaped snowflake doily. Each medallion measures about $1\frac{3}{4}$ inches in diameter; finished doily measures about 14 inches at its widest point. Number 20 thread in 2 colors was used to make the original; use a size 9 crochet hook.

Abbreviations: Ch (chain); sl st (slip stitch); dc (double crochet); st (stitch); sp (space); sc (single crochet); p (picot); rnd (round).

Medallion: Ch 8, join with sl st to form a ring.



NYLON YARD GOODS

Originally manufactured for U. S. Government under rigid inspection.

100% Pure Nylon cut from full roll to your order. White only. 39 inches wide. An excellent, durable quality, perfect for dresses, blouses, curtains, dozens of other uses. It's easy to dye, to launder, never needs ironing, dries one hour. Send check or M.O. today. If C.O.D. Send \$1 deposit. SATISFACTION GUARANTEED.

95c per Yard

On orders of 10 yards or more. Postpaid.

Less than 10 yds.: \$1 per yard

ALSO: Same Nylon as above in exquisite TANGERINE or GREEN FOLIAGE PATTERN COLOR: 70c per yard on 10 yds. or more. (75c per yard if less than 10 yds.)

AMERICAN AGENCY, 799-R BROADWAY, New York 3, N. Y.

MAKE LAMPSHADES OF POLYPLASTEX* FIBERGLAS

Our Kit makes a complete shade for as little as 98c.

THE POLYPLASTEX* FIBERGLAS LAMPSHADE

material used in our Kit is a favorite of leading decorators and designers. Prove to yourself that you can readily make a shade of beauty at low cost.

» The Decorator Lampshade Kit contains ready-cut and punched Polyplastex, wire frame, plastic lacing and easy-to-follow instructions. » Polyplastex Shades are washable; beauty lasts for years. Can be hand decorated. Available in Natural, Amber, Chinese Red, Chartreuse, and Green. » 5" Candle Shade \$.98; 12" Hexagon shape \$2.29; Drum \$1.98; 16" Hexagon shape \$3.19; Drum \$2.98. » All other popular sizes available at low cost. Money back guarantee. All shipments prepaid. *Fiberglas locked in plastic . . . the most beautiful plastic made!

• Send check or money order today—specify color. Complete details are yours on request.

PEGGY PARENT

9401-W Baltimore Avenue • College Park, Md.

Rnd 1: Ch 3 (counts as a dc), 19 dc in ring, join with sl st to top of ch 3.

Rnd 2: Ch 4 (counts as a dc and ch 1), * (dc, ch 1) in next dc; repeat from * around, join last ch 1 to third st of ch 4 (20 sps).

Rnd 3: Ch 3, * 2 dc in sp, dc in dc; repeat from * around, join as in rnd 1 (60 dcs).

Rnd 4: With contrasting color, * sc in each of next 10 dc, ch 2, sl st in same st as last sc (p made); repeat from * around (6 ps), cut and fasten thread.

Medallions are joined by the ps in the last row as follows: sc in 6 dc, ch 1, sl st to corresponding p of first medallion, ch 1, sl st in same st on second medallion; continue with scs and ps as on first medallion.

There are 3 medallions in the first row, 4 in the second, 5 in the third and 6 in the fourth or center row. Make next 3 rows correspond to first 3.

“Varsity” Beanie in Crochet

Crochet this varsity beanie for son or daughter in college in the school colors. The one pictured was made of Kentucky All-Purpose Yarn. You will need 2 skeins of one of the colors for the crown, and 1 skein of the other color for the brim and button. Use a size O crochet hook. Also you need a 3 x 8 inch piece of buckram to stiffen brim, a button one half inch in diameter and the desired school letter to fasten on crown.

Abbreviations: Ch (chain); sl st (slip stitch); sc (single crochet); rnd (round); inc (increase); dec (decrease) draw up a lp in each of next 2 sc, thread over and pull through all lps at once; sk (skip); lps (loops); sts (stitches).

Crown—Beginning at center of crown, ch 4, join with sl st to form ring.

Rnd 1: 6 sc into ring.

Rnd 2: 2 sc into each sc.

Rnd 3: * 2 sc in next sc, 1 sc in next sc, repeat from * to end of rnd.

Rnd 4 through 14: Continue to inc 6 sts at equal intervals each rnd, not directly above the inc of previous rnd (84 sc).

Rnds 15 through 26: Inc 1 sc each rnd at equal intervals (120 sc).

Rnds 27 through 31: Work even.

Rnd 32: Sc 80 for brim, ch 40, sk 40 sc.

Rnd 33: Sc 80, 1 sc in each ch.

Rnd 34: For inside cap band, ch 1, turn, sc 40 (brim band), sc 80, working in front of st, join with sl st to turning ch.

Rnd 35: Turn, ch 1, * sc 10, dec 1 st, repeat from * around, join with sl st to turning ch.

(Continued On Page 65)




Cute Lapel Pins of Felt

Cute novelty lapel pins are simple and easy to make; require only very small pieces of felt and they make most interesting conversation pieces. Cutting guides are given for the sunflower and the poppy. Sew a small safety pin at back of each finished pin for fastening.

Sunflower—Cut two petal pieces in yellow or gold felt, cut bonnet in brown felt, notch the edge according to chart or pink with pinking shears. Pull the wedge shaped piece in bonnet together and sew edges with invisible stitches. Lay one gold petal piece on top of the

other, overlapping petals, place bonnet in center and tack all three pieces together through the center with several stitches. Cut 2 faces from tan, natural or beige felt, embroider facial features on one, using 1 or 2 strands of embroidery floss and the outline stitch, make eyebrows, upper portion of eye and hair brown; eyes blue; nose and lips red. Whip the two pieces together, leave a small opening, stuff lightly with cotton, whip opening shut. Center face on bonnet and fasten securely at back. Cut a 4-inch length of green felt $\frac{3}{8}$ inch wide, fold in center and



tack to petal piece in the center under the bonnet. Fasten a small bell on each end.

Poppy—Cut five petals of red felt, blanket stitch in black around outer edge of petals, overlapping them slightly, so the poppy will cup a little when completed, and join together. Cut 2 face pieces of black felt; embroider facial features in white. Whip stitch both pieces together and stuff slightly. Make 2 or 3 rows of black yarn loops for hair as shown in sketch.

(Continued from Page 62)

Rnd 36, 37: Sc even 110 sts. Fasten off.

Brim—Using other color of yarn, join at beginning of brim opening (rnd 32) sc 40, working in back of st (brim top), sc 40 on brim band (underside of brim).

Rnd 2: * 1 sc in each of next 4 sts, 2 sc in next st, repeat from * 15 times (96 sts).

Rnd 3: * Dec 2 sts, sc 40, dec 2 sts repeat from * to shape sides of brim.

Rnds 4 through 11: Continue to dec 2 sc on each side of top and under side of brim each rnd. Cut off, leaving enough yarn for sewing. Turn brim inside out and sew front edge together. Cut lining for brim from buckram, making front curve $\frac{1}{2}$ inch shallower than brim. Cut several $\frac{1}{2}$ inch slits in lining band edge. Insert lining in brim. Using crown color, sew band and lining to hat crown with a running st.

Button—Using brim color, ch 2, 4 sc in second ch.

Rnd 2: 2 sc in each sc.

Rnd 3: * 2 sc in next sc, 1 sc in next sc, repeat from * to end of rnd.

Rnds 4, 5: Sc even.

Rnd 6: * Dec 1, repeat from * to end of rnd. Insert button and sew cover together, then sew on top of beanie crown.

Fasten the letter to front center of crown with small invisible stitches or rubber cement.

Colored clothes will fare better in strong sunlight if they are hung wrong side out on the line.



MEN-WOMEN

LEARN
French Invisible
REWEAVING

MAKE GOOD MONEY AT HOME
EXAMINE EVERYTHING AT OUR RISK

New method shows how to reweave burns, tears and moth holes in suits, dresses, etc., like new. No previous experience needed. Amazing visual-weaver makes learning easy. Big-profit orders come from Homes, Cleaners, Dept. Stores—also mail orders. Up to \$5 an hour possible, spare or full time. No overhead or expense for materials. Complete instructions yours to examine at home, **WITHOUT RISK**. **FREE** details—write **NOW**. Airmail reaches us overnight. **SKIL-WEAVE CO., 1719-V Westwood, L. A. 24, Calif.**

HUNDREDS OF MEN AND WOMEN MAKE
BIG MONEY with JEWELRY!

"BALLET DANCERS"
can help you dance to the tune of big profits. Easy to make these scatter pin sets—easy to sell for as much as \$5.00 each. Complete make-it-yourself kit only **\$1.00** each, both kits **\$1.89**. Includes everything: silver or gold rhodium plated mountings with safety catch, dazzling stones, jeweler's cement, and easy A-B-C instructions.

SEND NO MONEY! Send name and address. Pay postman **\$1** per kit, 2 for **\$1.89** plus C.O.D. fee. Special Offer: 5 jewelry kits, including earrings, necklace, and ring—for only **\$4.29**. Satisfaction guaranteed or money back. Big illustrated catalog of big profit items only 25c, refunded on your first order.

FLOWER MATERIALS CO., Dept. 10M
Largest Make-It-Yourself Supply Center
229 S. Wabash Avenue, Chicago 4, Ill.



COMPLETE KIT
\$1 EACH
POSTPAID
BOTH KITS FOR \$1.89



Ribbons

Gorgeous assortments—a riot of colors. For Hair Bows and Accessories, to doll up Dresses, Hats, Lingerie, to trim Lampshades, to decorate Gift Packages, and so many other uses. Satins, Moires, Plaids, Gift-tie, etc. Top quality. 1 to 5-yd. lengths $\frac{1}{4}$ " to 3" wide. Guaranteed \$3, \$8, \$15 values.

BARGAIN BOXES	
70 yds.	\$1
175 yds.	\$2
350 yds.	\$3
... 20 yards	\$1


Lace

Exquisite Assortment of top quality Lace. Eyelet Embroidery, and Trimmings to add a new look to lingerie, dresses, blouses, aprons, curtains, etc. $\frac{1}{2}$ " to 2" wide, 2-yard lengths. Guaranteed \$3.00 value or your money back.

MAKE UP YOUR ORDER TODAY
Sent Postpaid or C.O.D. Plus Postage. Money back if not delighted.

WOTRING CO.

Catasauqua 27, Pa.



ANNE ORR'S SUGGESTION FOR A CHRISTMAS GIFT

This most attractive sampler A-1102, stamped on beautiful quality linen, 15 inches square, includes

thread, needle and direction sheet which gives clear instructions for cross stitching. Price \$1.10, postage paid.

Write for FREE catalog describing other samplers and books on crochet, knitting, tatting, afghan, needlepoint and cross stitch.

ANNE ORR STUDIO, Dept. WB-2
1810 West End Avenue Nashville, Tenn.

(Continued from Page 61)

sertion leaving $\frac{1}{4}$ inch space, 5 ds, continue across, joining both pieces.

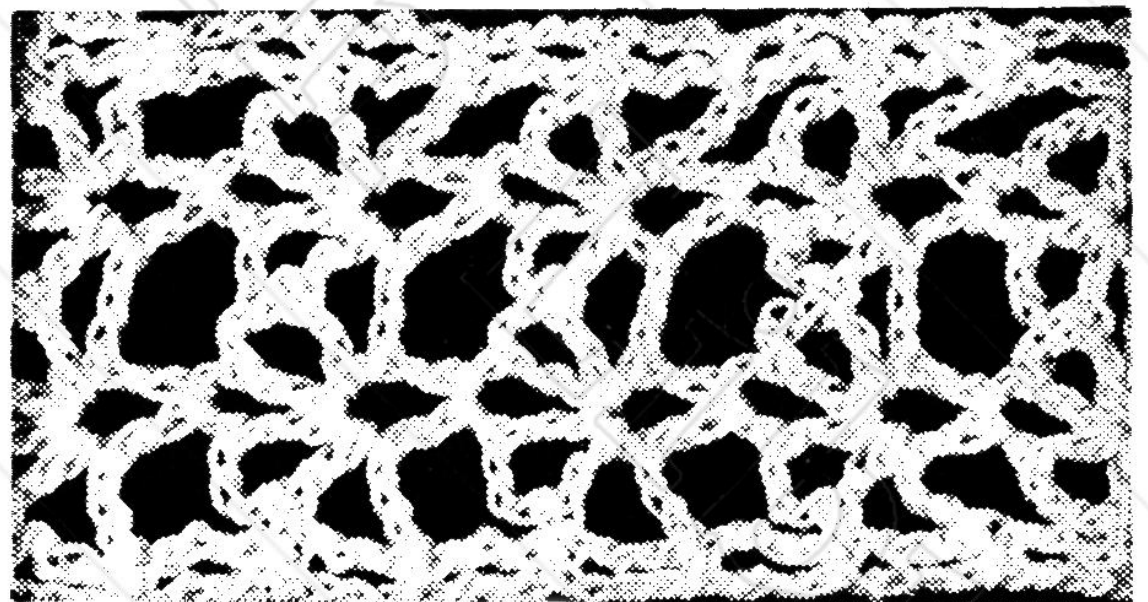
Bottom Edge—Join thread to lower edge of lower insertion, (ch 2 ds, p) 7 times, 2 ds, join to insertion leaving $\frac{1}{4}$ inch space, repeat across.

Last Row—Join to middle p of ch, * ch 5 ds, join in first p of next ch, (ch 5 ds, p, 5 ds, sk 1 p, join in next p) 3 times, ch 5 ds, join in middle p of next ch; repeat from * across.

Double Shell Insertion

Using 30 weight mercerized crochet thread and size 12 crochet hook, you will have an insertion about $1\frac{1}{4}$ inches wide.

Abbreviations: Ch (chain); lp (loop); sts (stitches); sk (skip); sp (space); dc (double crochet); tr (treble)—thread over hook twice and work off 2 lps at a time.



Begin with a ch of 25 sts, tr in fourth st from hook, sk 5 ch, dc in next, (ch 3, dc in same sp) three times; sk 5 ch, repeat shell in next st, sk 5 ch, tr in each of next two sts. Ch 4 (to count as first tr of next row), turn.

Tr in next tr, ch 3, (dc into center sp, ch 3, dc in same sp, ch 3)—repeat over next shell, 2 tr, ch 4, turn. Repeat row 1, making shells in V of preceding row. Continue for desired length.

Cool a pie filling before adding meringue to prevent a water layer between the two.

WHAT A PITY more people don't
know about this wonderful

EASY WAY TO LEARN MUSIC!

OVER 850,000 people have already taken up this wonderful method! Many didn't know a single note when they started! Now you too can learn your favorite instrument, quickly, easily. No boring exercises. You play real pieces RIGHT AWAY. Properly—by note. Make rapid progress at home, in spare time, without a teacher. Easy-to-follow words and pictures.



Only few cents per lesson.
You'll amaze your friends!



FREE BOOK and Instruction-Sample.
Write for them. No obligation. No salesman will call. U.S. School of Music,
Studio A6711, Port Washington, N. Y.



**SPECIAL
BARGAIN OFFER**
To Get New Customers!

**Beautiful
Mahogany Finish
KNICK-KNACK
SHELF**

Complete with 6 Piece
Hand-Painted
China Tea Set

ONLY 50c

Worthy of a proud place on your wall, mantel, etc. A lovely two-tier miniature filigree design shelf that enhances the beauty of any room. Complete with charming richly glazed 6-piece China Tea Set, containing Tray, covered Sugar Bowl, Creamer, Teapot and 2 Cups—all attractively decorated in true color floral designs with gold trim. You'll cherish it! Adds a gay note to surroundings. Shelf comes with hooks for easy hanging. Not more than 2 sets to each customer. Add 15c to each set ordered for postage and handling. No C.O.D.'s please.

Satisfaction guaranteed or money back.

GREAT AMERICAN SALES CO.

418 So. Wells Street Dept. 762 Chicago 7, Ill.

Christmas Gifts

So Easy to Make

WORKBASKET READERS

SPECIAL SELECTIONS



A



B



C



D

BABY DRESSES, GERTRUDES AND BONNETS

Smart wearing apparel for the youngest set (infants to 1 year) . . . so easily made by ordering these cleverly designed kits. All cutting patterns and embroidery designs are stamped on soft, high quality, washable, White Cotton Batiste. Three piece sets include the puffed sleeve dress, a matching gertrude and cute little bonnet. Two piece sets are matching dresses and bonnets. Complete kits with easy directions. Lace edgings not included.

[A] Daisy-Maizie.....	23 K 0762—3 Pc. Pattern.....	79c
[B] Floral Color.....	23 K 769—2 Pc. Pattern.....	64c
[C] Sweetbrier.....	23 K 0763—3 Pc. Pattern.....	79c
[D] Thousand Petals.....	23 K 0764—3 Pc. Pattern.....	79c
[E] Sweetheart.....	23 K 0765—2 Pc. Pattern.....	75c

SACQUES AND KIMONOS ON PRETTY FLANNELETTE

Attractive dress-up garments, semi-made, stamped for embroidery, of fluffy, downy-soft, washable, long-wearing Cotton Flannelette. Designs are cute as can be and so easy to embroider . . . hemstitched for dainty crochet, directions included. Choice of White, Buttercup, Baby Blue or Baby Pink. Three clever designs to choose from: (F) Cross Stitch with Blocks; (G) Toy Duck; (H) Ducks in the Rain. For infants to 1 year.

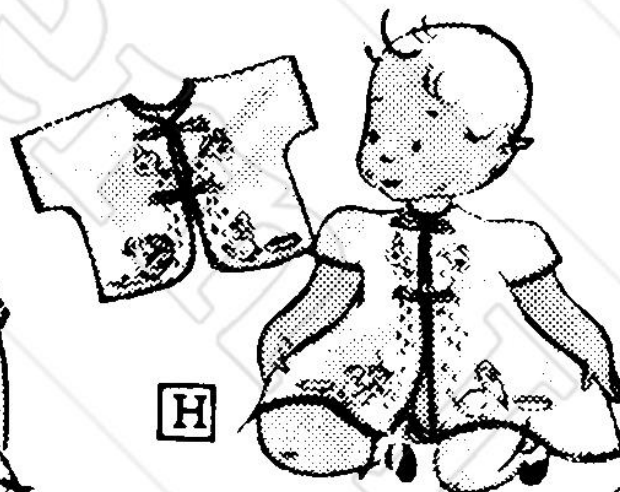
[F] 23 K 0766—Sacque 57c	[F] 23 K 0767—Kimono 86c
[G] 23 K 0768—Sacque 57c	[G] 23 K 0769—Kimono 86c
[H] 23 K 0770—Sacque 57c	[H] 23 K 0771—Kimono 86c



F



G



H



J

[J] CLOWN DOLL KIT. Gay play fellow. Washable, colorfast materials and easy directions included in each kit to make this amusing clown doll. He's about 11 inches from bottom of his oversized feet to the top of his pom-pom cap when finished.

23 K 779—Clown Doll Kit.....39c



K

[K] PENGUIN STAND-UP DOLL. Sturdy little fellow stands alone. He can be made from this kit that contains stamped felt and complete instructions. White front, Black frock coat, Yellow bill and feet. About 12 inches tall.

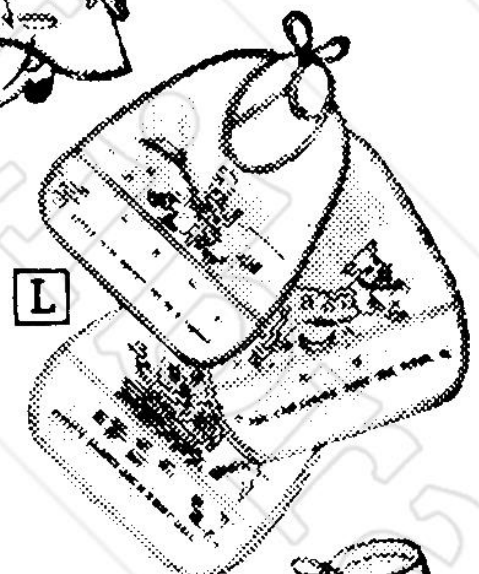
23 K 785—Paddy Penguin.....69c

[L] NURSERY RHYME BIBS. Ready-made, stamped for embroidery. Made of White Sheet- ing and bound in Pink, Blue and Yellow with practical crumb catchers at the bottom. Three designs to a set.

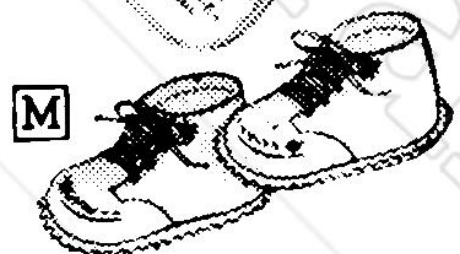
23 K 797—3 Bib Set.....1.00

[M] DIE-CUT FELT SHOE KIT. Easy to make from ready-cut felt kit (For infants up to 1 year). Choice of White, Baby Blue, Baby Pink or Buttercup Yellow. De- signed for embroidery to be added.

23 K 770—Felt Shoe Kit.....50c



L



M


TINY STRING DOLLS—KIT FOR 4. Clever little lapel gadgets or de- lightful little girls' treasures. Made from complete kit with easy direc- tions. Indian Chief, brave and squaw along with an island native. Fun to make!

23 K 794—Kit for 4, incl. loss.....32c



FELT BABY SAN- DALS. Die-cut from White, Baby Blue, Baby Pink and Buttercup. Sturdy felt san- dals for infants up to 1 year. Easy to make with direc- tions and ready- cut felt.

23 K 771—Die-Cut Felt Kit.....50c



Please use Order Blank on Page 74

Build your order to \$5 or more and SAVE. Orders \$5 or more sent Postpaid.

MODERN HANDCRAFT, INC., Dept. 743, 2401 Burlington, Kansas City 16, Missouri



CRIB QUILTS FOR CHILDREN

2 K 33—BABY ANIMAL TWINS. A darling crib quilt for easy embroidery. Stamped designs on five large, 80 Square, White Muslin blocks. Designs show these inquisitive little fellows discovering colorful daisies. Alternate blocks of Pink or Blue (your choice) are stamped with Lazy Daisy bouquets. Blocks are about 9x12 inches. Nine blocks in all, plus 6 inch border. Size: 37x46 inches.

2 K 33—Baby Animal Quilt Kit.....1.40

2 K 35—ANGEL CRIB QUILT. Golden haired, haloed little angels surround the center panel of this child's quilt with the familiar prayer of childhood to be worked in Outline Stitch. Blocks are stamped on 80 Square White Muslin; applique patches are 80 Square Percale. Finished size is about 48x57 inches. Kit complete with directions. Extremely easy to do and most appropriate.

2 K 35—Angel Crib Quilt Top.....1.97

2 K 37—BEAR CRIB QUILT. Little bears who lived in a shoe. It used to be kittens, now it's bears who have found a home in an old shoe. Kit includes stamped center panel, 26x35 inches, on 80 Square White Muslin with 8 stamped blocks 9x12 inches and complete directions. Alternate blocks not included. Finished size of quilt is about 43x58 inches. Washes nicely.

2 K 37—Bear Crib Quilt Top.....1.27



BLUEBIRDS AND WILDFLOWERS. FULL SIZE QUILT, 81x105 inches.

A new and unusually delightful quilt design which may be worked all in embroidery or which may be a combination of embroidery and applique. Design is stamped on smooth, sturdy-weave, White, Type 128 Sheeting. The finest addition to our line of quilts and one with which you will be more than pleased.

2 K 020—Stamped Quilt Top.....4.90

APPLIQUE KIT. Fine, firm-weave, fast color applique patches for the above quilt. All clearly marked and stamped on the material correctly for best results. Complete instructions in every kit.

2 K 020 APKit 1.96

SUNBONNET SUE AND OVERALL BILL.

Colorful applique quilt for the youngster's room. Make it the easy way from this complete kit containing 20 stamped blocks, 12x12 inches, on fine, luxury White, 80 Square Muslin. To be completed with applique and embroidery and extra materials added for border and to set the blocks together. Available in combination or individual design sets (specify A, B, or C).

20 Stamped Sunbonnet Sue Blocks.

2 K 16AKit 1.67

20 Stamped Overall Bill Blocks.

2 K 16BKit 1.67

20 Blocks (10 "A" and 10 "B").

2 K 16CKit 1.67

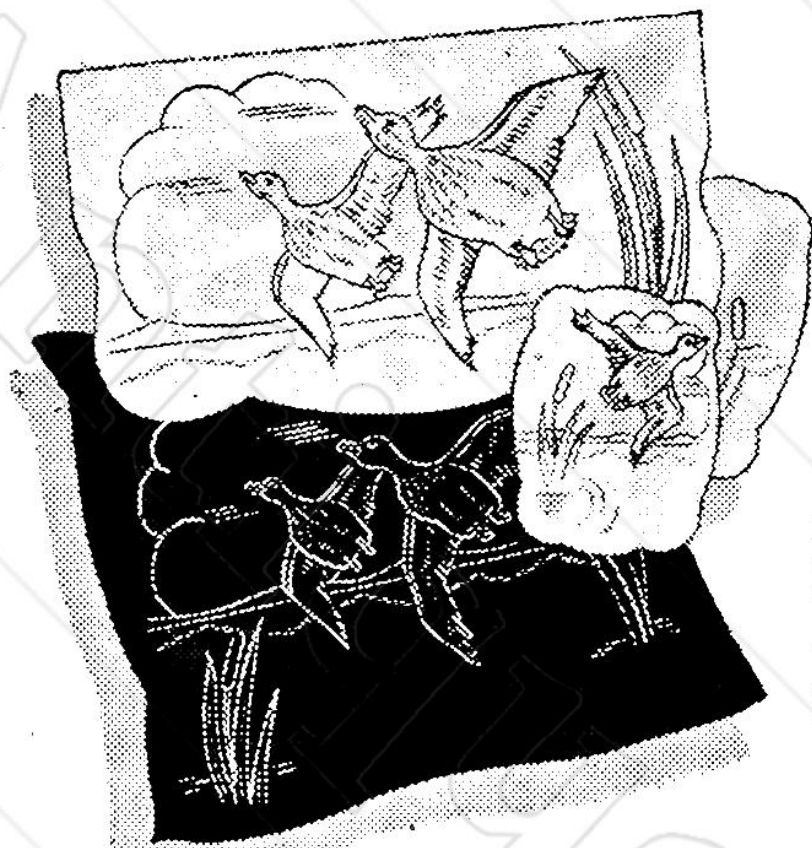
RODEO COWBOY QUILT TOP! Here's a bronc-busting design for any boy who ever loved a horse or enjoyed a western thriller. Familiar cowboy equipment worked up into a design for embroidery or applique. Stamped on firm, strongly-woven, 80 Square White Muslin. Finished size is about 72x90 inches. Kit includes stamped material, complete directions and color suggestions. It's a rip-roarin' boy's quilt that can take rough treatment and come up looking bright and White as new after washing. Serves a double purpose as a bedspread and as a warm quilt for sleeping. Easy to work because it is stamped in small panels to be joined together when embroidery is completed.

2 K 46—Cowboy Quilt Top2.67

Please use Order Blank on Page 74


Build your order to \$5 or more and SAVE. Orders \$5 or more sent Postpaid.

MODERN HANDCRAFT, INC., Dept. 743, 2401 Burlington, Kansas City 16, Missouri




WILD DUCK DESIGN. A colorful and sporty design especially created for the chair reserved for the man of the house. Three piece chair set stamped on Art Cotton or imported Oyster Linen, edges plain, to be hemmed. Matching 18x18 inch pillow top on sturdy Black Cotton Duvetyn.

27 K 851—Chair Set, Art Cotton.....35c
27 K 852—Chair Set, Linen.....47c
25 K 841—Pillow Top, 18x18.....29c




FLORAL DELIGHT. A delicately lovely design stamped for embroidery on your choice of White Art Cotton or imported Oyster Linen. Edges plain to be finished with Buttonhole Stitching. 3-Pc. set.

27 K 861—Chair Set, Art Cotton.....35c
27 K 873—Chair Set, Linen.....44c



BUCK DESIGN. Another desirable, new and different embroidery design for 3 piece chair set and matching pillow top. Easy stitchery makes lovely additions to your home. Chair back set stamped on your choice of White Art Cotton or Oyster Linen. Pillow top on 18x18 in., Black Cotton Duvetyn.

27 K 853—Chair Set, Art Cotton.....29c
27 K 854—Chair Set, Linen.....44c
25 K 842—Pillow Top, 18x18.....29c

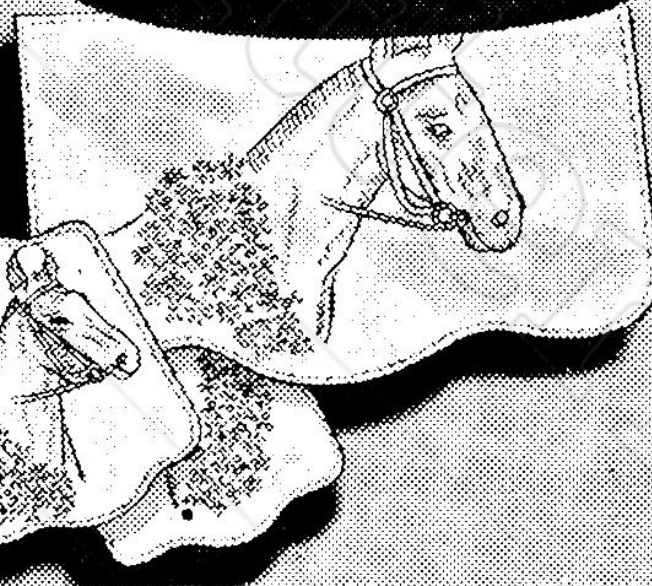


CROSS STITCH BASKET OF FLOWERS. Truly beautiful, easy cross stitch embroidery design stamped on firm-weave, White Art Cotton for 3 piece chair set; edges plain.

27 K 874—Chair Set, Art Cotton.....29c

SEVEN PIECE LIVING ROOM SET. The attractive Waterlily designed into an easy Cutwork and Satin Stitch matching 7-piece set on White Art Cotton or Oyster Linen. Set includes a 3-piece sofa set, one television or radio scarf and a 3-piece chair set. Edges plain.

36 K 1103—On Art Cotton.....1.00
36 K 1155—On Oyster Linen.....2.19




DERBY WINNER DESIGN. An extraordinarily popular design for 3 piece chair set. Stamped on Eggshell Art Cotton, edges plain. Instructions included, of course. An Aunt Ellen Special!

27 K 875—Chair Set, Art Cotton.....35c

KITTEN PILLOW TOP. Here's a delightful design featuring the traditional playful kitten. Stamped on 18x18 in. Black Cotton Duvetyn for easy and colorful embroidery. A perfect, nap-inviting idea for that special chair or sofa pillow. Complete directions included. A special floss offer made with each kit.

25 K 844—Kitten Design, 18x18.....29c




HUNTING DOG DESIGN. One of the most popular designs we have ever offered! Clearly stamped on Eggshell Art Cotton to make a 3 piece chair set with easy embroidery. You'll love it!

27 K 876—Chair Set, Art Cotton.....35c

GOIN' FISHIN' DESIGN. A sportsman's idea of a perfect embroidery design. Stamped on 18x18 in. Black Cotton Duvetyn pillow top. Brilliantly colorful and finished with such easy embroidery work. Complete instructions. A perfect gift for the man who likes sports and comfort.


25 K 843—Fishin' Design, 18x18.....37c



Please use Order Blank on Page 74

Build your order to \$5 or more and SAVE. Orders \$5 or more sent Postpaid.


MODERN HANDCRAFT, INC., Dept. 743, 2401 Burlington, Kansas City 16, Missouri



BEAR CLOWN—25% LINEN

1 This design features the jolly little bear clown as he clowns his way happily through the week. Sellin' balloons, walking a tight rope (quite a feat!), juggling, balancing 'Friday', etc. Designs stamped on water-thirsty, 25 per cent Linen, 75 per cent Cotton, Red check Glass toweling Size, 16x27 inches, ends plain. Set of seven with complete directions to make. Here is a delightful design that you'll want for yourself and to give to your favorite home-maker

7 K 0234—Set of 7, 16x27 in.....2.47




KATIE THE KITTEN

2 She's kittenish about it but she works like a beaver all week long with a cheerful approach to every task. A-wash-ing and ironing and mending and dusting and shopping and baking and off to church on Sunday. A full week, simply crammed with action. Designs are stamped for embroidery on excellent unbleached muslin The more you wash them, the better they are. Sets of seven.

7 K 247—Set of 7, 19x30 in.....1.39

7 K 248—Set of 7, 27x38 in.....1.67

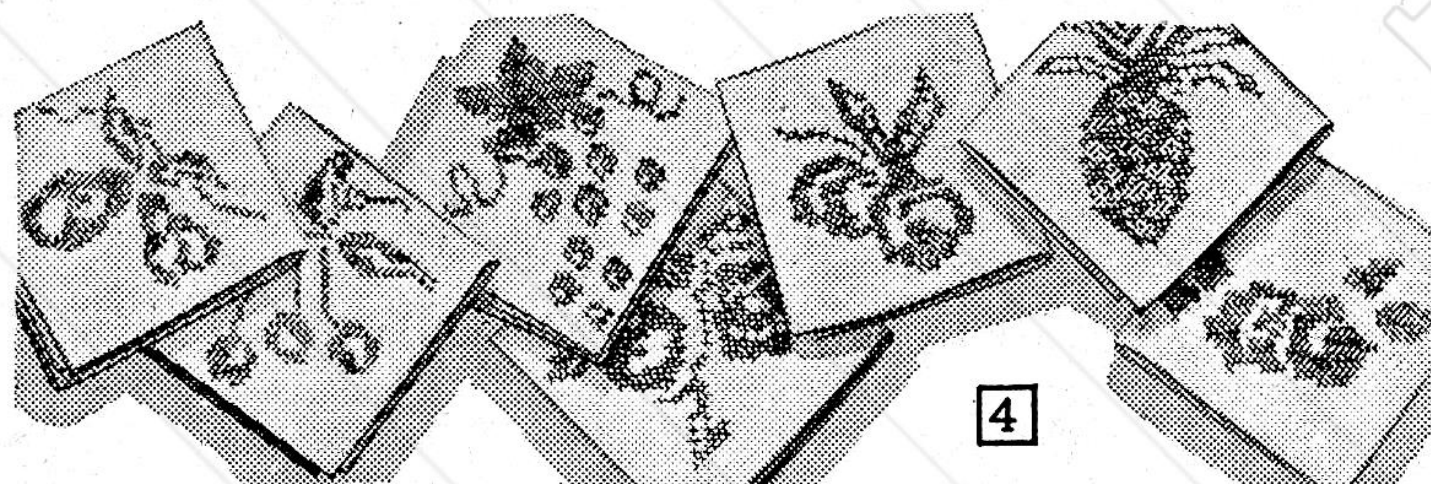
7 K 249—Set of 7, 36x38 in.....1.98



CROSS STITCH DISHES

3 A vivid new set of cross stitch dish designs for easy tea towel decoration. Gay colored dishes attractively set in easily embroidered lazy daisy flowers. An amazingly quick design to finish and so pretty. Stamped on 25 per cent Linen and 75 per cent Cotton toweling for long wear and perfect drying. Size, 16x27 inches. Set of seven with complete instructions


7 K 0236—Set of 7, 16x27 in.....2.47



CROSS STITCH FRUIT

4 Colorful fruit designs on a set of seven all different, tea towels. Clear, blue stampings on unbleached muslin that you'll find better and better, the more you wash it. A firm, practical material that becomes soft and highly absorbent with use. Apples and cherries, etc. Size about 36x38 inches. Directions included.

7 K 218—Set of seven.....1.98




CROSS STITCH DINNERWARE

5 Outstanding leader amongst our many favorites. Stamped for cross stitch and a touch of additional simple embroidery. Abundant, colorful flowers are just where they should be to make the designs perfect. Choice of three popular sizes on firm, unbleached 64x56 count muslin. Tops for tea towels!

7 K 238—Set of 7, 19x30 in.....1.39

7 K 239—Set of 7, 27x38 in.....1.67

7 K 240—Set of 7, 36x38 in.....1.98



OVERALL KITTEN

6 Cakes and lollypops and little candy baskets all appeal to Miss Overall Kitten. An unusual embroidery design idea and one that has been quite popular. Stamped on 36x38 inch, firm, medium count (64x56—total of 120 threads to the inch), unbleached muslin.

7 K 213—Set of 71.00

Please use Order Blank on Page 74

Build your order to \$5 or more and SAVE. Orders \$5 or more sent Postpaid.

MODERN HANDCRAFT, INC., Dept. 743, 2401 Burlington, Kansas City 16, Missouri



1 CORN AND GRAPE CROCHET PANHOLDERS. Crochet thread and directions in this complete kit to make two unusual panholders.
5 K 136—Directions and Thread Kit.....29c

2 DAISY FLOWER FACE PANHOLDERS. Quite a sensational new kit! All materials and complete directions included (no padding).
5 K 157—Materials and Directions.....19c

3 KITTENS IN THE KITCHEN PANHOLDERS. A clever pair made from kit containing materials and directions (no padding).
5 K 155—Materials and Directions.....29c

4 CANNISTER DESIGN PANHOLDERS. Colorful and practical. Kit includes materials and complete directions (no padding).
5 K 148—Materials and Directions.....19c

5 PANDA PANHOLDERS. Made of felt supplied in kit. Delightful little characters . . . you'll love 'em.
5 K 128—Materials and Directions.....79c

6 PANSY PANHOLDERS. Easy crochet with thread and directions furnished in this complete kit.
5 K 137—Thread and Directions.....49c

7 SCOTTY PUP PANHOLDERS. Made from this complete felt kit . . . so easy! Black with Red bows and simple embroidery. Decorative hand protectors. Padding not included.
5 K 126—Materials and Directions.....59c

8 DUTCH BOY AND GIRL IN CROCHET. Fun to make with this complete thread and direction kit. The little girl has real braids. Perfect for gifts and very practical.
5 K 133—Thread and Directions.....57c

9 KITTEN FELT APPLIQUE PANHOLDERS. Made of Black and White felt with gay embroidered bows and roguish eyes. They're so cute! Stamped materials and complete directions.
5 K 120—Materials and Directions.....44c

10 CHRISTMAS PANHOLDERS ON FELT. Four cleverly designed panholders . . . just right for the Christmas season when panholders are so necessary. Fronts stamped for embroidery.
5 K 150—Stamped Felt and Directions.....79c

11 CROCHET DISH CLOTH. A complete thread kit and easy directions to make a colorful and practical dish cloth trimmed with dainty flowers.
36 K 1121—Thread and Directions.....19c

12 SEA SHELL CROCHET DOILY KIT. Complete directions and thread to make this popular pattern.
6 K 195—Thread and Directions.....37c

Please use Order Blank on Page 74

Build your order to \$5 or more and SAVE. Orders \$5 or more sent Postpaid.

MODERN HANDCRAFT, INC., Dept. 743, 2401 Burlington, Kansas City 16, Missouri

**BEAUTIFUL
YARD
GOODS**

HOW TO BUY MORE FOR LESS!
On these two pages we have listed a few select materials from our warehouse . . . materials which we will guarantee to be what we say they are. These are offered to you by the yard at very low profit margins. You can save extra money by taking advantage of the quantity prices.

1 FAMOUS FAIRFAX TOWELING—
Water thirsty, durable, swan White with Red stripe border, 16 inches wide. Colorfast.
41 K 1442—3 Yds.....79c 6 Yds.....1.49

2 STARTEX GLASS STRIPE — RED.
Eleven woven narrow Red stripes running lengthwise of the toweling. An excellent Cotton, 16 inch material that you'll find perfect for gift sets of tea towels, everyday use, etc. A nearly lint-free toweling that improves with washing. Priced low to please your budget.
41 K 1439—Yd.....23c 5 Yds.....1.10

3 STARTEX 25% LINEN GLASS CHECK. The favorite of the expert homemakers for years! No finer, all-purpose toweling . . . quick to dry and nearly lint-free. Full 16 inches in width, bleached pure White with woven Red checks. The same fine material used by us to make thousands of tea towel sets!
41 K 1440—Yd.....30c 5 Yds.....1.49

4 STARTEX WOVEN MULTI-STRIFE
Selvaged, non-raveling edges with a multi-color, attractive border woven into this 16 inch, 100% Cotton, durable and highly absorbent, nearly lint-free toweling. Choice of Red, Blue or Green borders.
41 K 1441—Yd.....23c 5 Yds.....1.10

5 SATIN TONE PLASTIC — 48" WIDE. Rich looking, soft, metallic luster-sheen Plastic for draperies, shower curtains, table cloths, aprons, rain capes, lamp shades, etc. Choice of colors: Silver Grey, Dusty Rose, Mist Green and Silver Blue.
41 K 1425—4 Yds.....\$1.00

6 BURLAP BY THE YARD—Top
quality craftsman Burlap cropped and mangled, 40 inch, 10 ounces to the yard. Carefully selected to give you the best results with hooked rugs, foot stool tops, modern decorative effects, etc.
41 K 1416—Yd.....45c 3 Yds.....1.35

7 ASSORTED 80 SQ. PRINTS —
Exciting bargain buy of this season! Good assorted prints for quilts, dresses, aprons, pinafores, etc. 100% Cotton, 36 inches wide and such a buy! No choice of designs at this price.
41 K 1405—3 Yds.....1.59 12 Yds.....4.57

8 38 IN. WHITE COTTON BATISTE
Snowy White, sheer, 100% Cotton Batiste with satiny smooth texture you'll love for dainty blouses, baby dresses and gertrudes. Just think of the many, many exquisite things you could make with this moderately priced material. Order by the yard or save by taking advantage of the quantity price.
41 K 1412—Yd.....49c 5 Yds.....2.29

SPECIFICATIONS—
All materials listed are guaranteed to be what we say they are. Descriptions state well known and recognized facts.

Please use Order Blank on Page 74
Build your order to \$5 or more and SAVE. Orders \$5 or more sent Postpaid.
MODERN HANDCRAFT, INC., Dept. 743, 2401 Burlington, Kansas City 16, Missouri

A GOOD TYPE 128 CASES—Full 42x36 inch, cut size, completely seamed and hemmed with 3 inch hems. Balanced weave of dependable, moderately priced, pastel colors; Blue, Rose or Maize. Cellophane wrapped in matching pairs.
14 K 0412—Pr.....1.67 3 Pr.....4.89

B 80 SQ. WHITE MUSLIN CASES. Nice, gleaming White, 80 square, balanced weave Muslin cases; cut size 42x36 inches. Complete seamed with 3 inch hemstitched hems. The same cases we use in manufacturing.
14 K 0413—Pr.....1.57 3 Pr.....4.39

C 72" & 81" TYPE 128 SHEETING. Availability not guaranteed . . . we have a large stock, but at these prices, they'll go fast! Choice of two widths in White, Blue, Rose or Maize.
41 K 1430—72" White.....6 Yds. 5.27
41 K 1431—81" White.....6 Yds. 5.37
41 K 1432—72" Colors.....6 Yds. 5.79
41 K 1433—81" Colors.....6 Yds. 5.89

D IMPORTED ART LINEN—Available in Oyster, Blue, Rose, Maize and Lilac. Firm-Weave (79 thread), medium weight, Belgian Linen. Choice of two widths.
41 K 1414—36" Width.....Yd. 1.00
41 K 1415—54" Width.....Yd. 1.67

E NEEDLE ART CLOTH—Superbly suitable for art needlework and a host of other things. Firm-weave (48x48 threads to the inch), 36 inches wide in White, Blue or Maize.
41 K 1407—White, 36".....3 Yds. 1.49
41 K 1408—Colors, 36".....3 Yds. 1.69

F TUBING FOR PILLOWCASES—Type 140 and Type 128, pure White, 42 inch, pillow tubing by-the-yard. Make your own cases from these utility weight tubings. Supply is limited. If not available when you order, we'll refund your purchase price and ask you to reorder later.
41 K 1434—Type 128.....Yd. 53c
41 K 1438—Type 140.....Yd. 65c

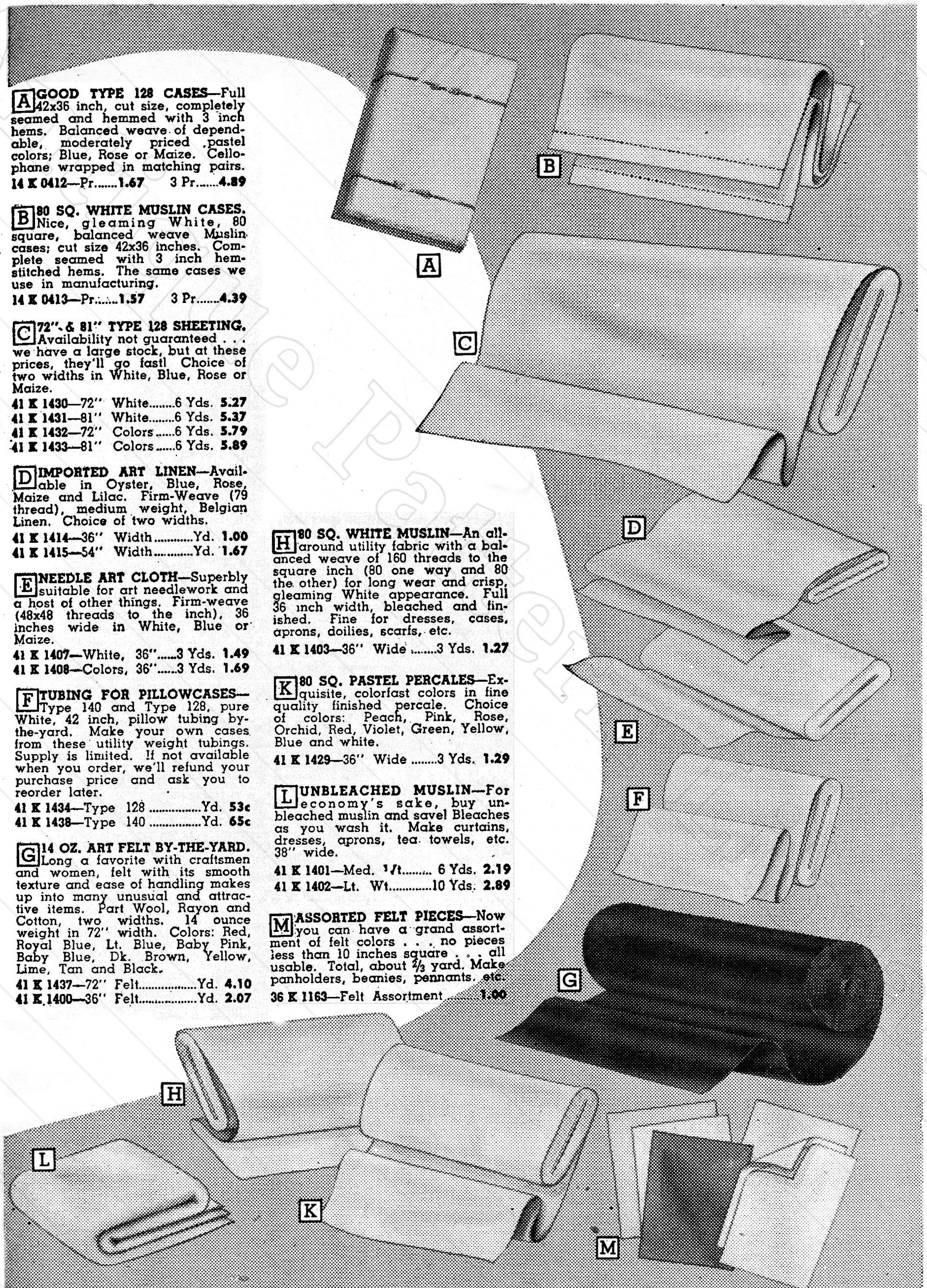
G 14 OZ. ART FELT BY-THE-YARD. Long a favorite with craftsmen and women, felt with its smooth texture and ease of handling makes up into many unusual and attractive items. Part Wool, Rayon and Cotton, two widths. 14 ounce weight in 72" width. Colors: Red, Royal Blue, Lt. Blue, Baby Pink, Baby Blue, Dk. Brown, Yellow, Lime, Tan and Black.
41 K 1437—72" Felt.....Yd. 4.10
41 K 1400—36" Felt.....Yd. 2.07

H 80 SQ. WHITE MUSLIN—An all-around utility fabric with a balanced weave of 160 threads to the square inch (80 one way and 80 the other) for long wear and crisp, gleaming White appearance. Full 36 inch width, bleached and finished. Fine for dresses, cases, aprons, doilies, scarfs, etc.
41 K 1403—36" Wide.....3 Yds. 1.27

K 80 SQ. PASTEL PERCALES—Exquisite, colorfast colors in fine quality finished percale. Choice of colors: Peach, Pink, Rose, Orchid, Red, Violet, Green, Yellow, Blue and white.
41 K 1429—36" Wide.....3 Yds. 1.29

L UNBLEACHED MUSLIN—For economy's sake, buy unbleached muslin and save! Bleaches as you wash it. Make curtains, dresses, aprons, tea towels, etc. 38" wide.
41 K 1401—Med. 1/2.....6 Yds. 2.19
41 K 1402—Lt. Wt.....10 Yds. 2.89

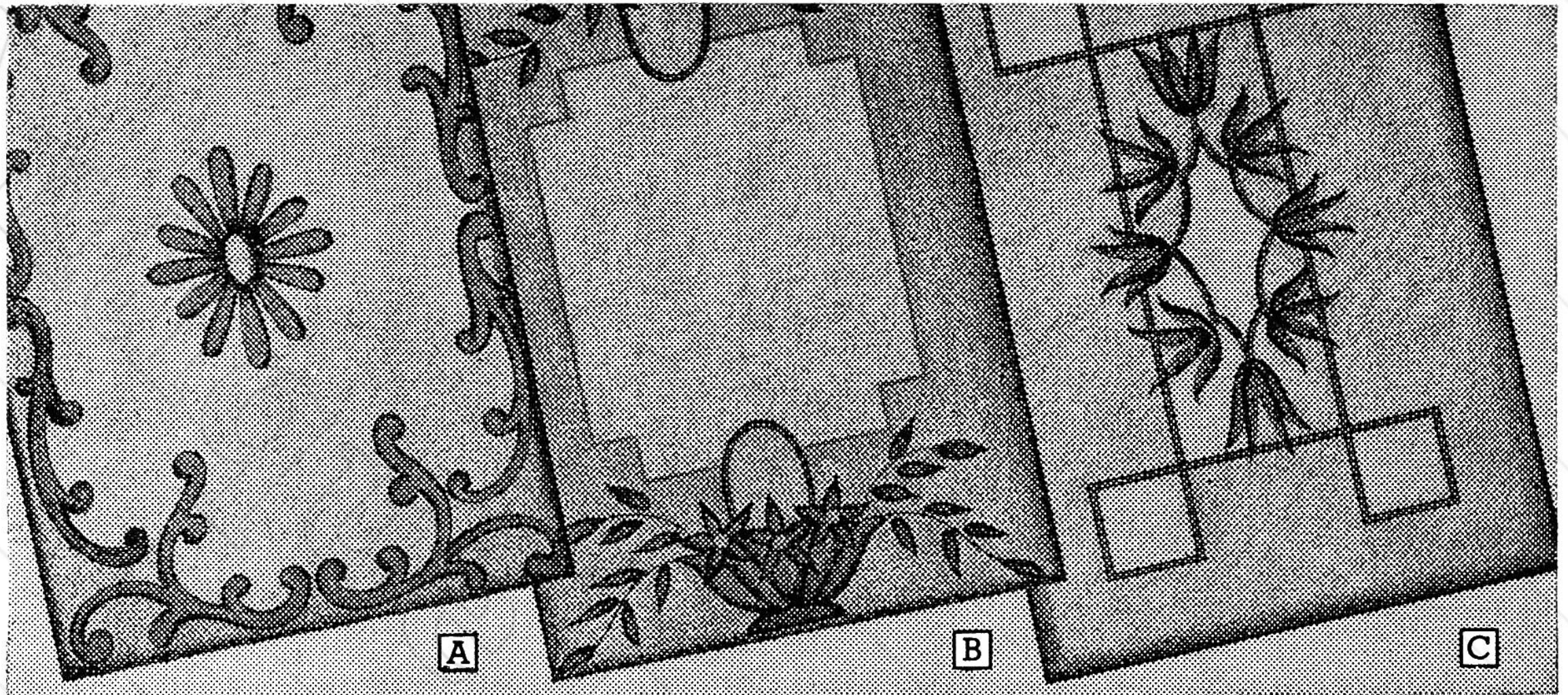
M ASSORTED FELT PIECES—Now you can have a grand assortment of felt colors . . . no pieces less than 10 inches square . . . all usable. Total, about 2/3 yard. Make panholders, beanies, pennants, etc.
36 K 1163—Felt Assortment.....1.00



Please use Order Blank on Page 74

Build your order to \$5 or more and SAVE. Orders \$5 or more sent Postpaid.

MODERN HANDCRAFT, INC., Dept. 743, 2401 Burlington, Kansas City 16, Missouri.



AUNT ELLEN ORIGINAL DESIGNS

Hooked Rug Making is an Art that anyone can do beautifully and when you have completed a rich Aunt Ellen Original Design you will have something to be really proud of . . . something that will wear for years and add much to the beauty and charm of your home. The burlap patterns for the rugs illustrated on this page are made of excellent, cropped and mangled, imported material with calendered finish. Stamped clearly in Black on straight-woven, correct 10 ounce weight burlap. Color charts and directions included with each pattern.

[A]	31 K 958—Sunburst Daisy, 27x40 Burlap.....	Ea. 89c
[B]	31 K 905—Basket of Flowers, 27x40 Burlap.....	Ea. 89c
[C]	31 K 906—Modern Day Lily, 27x40 Burlap.....	Ea. 89c

STARTING YARN KITS. Aunt Ellen's No. 17 K 683. Virgin Wool Rug Yarn in 1 Oz. Skeins to start your design. Kit contains 7 skeins of correct colors. Starting kit does not complete your rug nor is burlap pattern included. Order by rug number and ask for Starting Yarn Kit. **Each Kit—7 Skeins.....2.69**

PLEASE DO NOT WRITE HERE

CUT ALONG DOTTED LINE

ORDER BLANK

Date _____ 1951

MODERN HANDCRAFT, INC.

NAME _____

ADDRESS _____

CITY _____ ZONE _____

STATE _____

☐ Payment enclosed.

☐ Send C.O.D. I'll pay postman for goods plus postage. \$1 deposit enclosed.

[illegible]

**SATISFACTION
GUARANTEED
OR
PURCHASE PRICE
REFUNDED**

POSTAGE AND HANDLING CHARGES

If your order amounts to:	Up to 50c	Add	7c
	51c to \$1.00		10c
	\$1.01 to 2.00		17c
	2.01 to 3.00		23c
	3.01 to 4.00		27c
	4.01 to 4.99		30c

POSTAGE PAID ON CASH ORDERS \$5.00 OR OVER.

TOTAL AMOUNT ORDERED

**ON ORDERS UNDER \$5.00
ADD POSTAGE & HANDLING**

**MISSOURI CUSTOMERS
ADD 2% SALES TAX**

TOTAL AMT. ENCLOSED

Build your order to \$5 or more and SAVE. Orders \$5 or more sent Postpaid.
MODERN HANDCRAFT, INC., Dept. 743, 2401 Burlington, Kansas City 16, Missouri

Sensational New Scientifically Designed Patent Pend. BRAS for LARGE BUST WOMEN SIZES 34 to 60

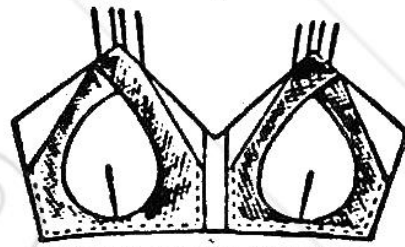
Bra styles for all occasions
and for large and extra
large busts

- Colors: Choice of:
- NUDE
 - WHITE
 - BLACK
 - FRONT
 - SIDE OR
 - BACK HOOKS

Self conscious about oversized, spread out, sagging busts—Does your bustline make you look years older? Does it make your entire figure look heavier? All Longline and Bandeau “Yuth Bust” Bras have an exclusive patent pend. feature for youthful, small, shapely bustlines. Gives busts a bewitching separation. All Longline styles also have Special V Control Feature of midriff support to help flatten bulging stomach, plus girdle attachment hooks. Built up shoulder strap styles are of same bra fabric. All styles have plenty of shoulder support—without cutting into shoulders . . . have enough room under arms . . . fleshy shoulders and back are taken in. Adjustable rows of hooks for perfect fit. Beautiful strong quality fabric—easy to wash. Light and comfortable—yet firm!




Style No. 101
Longline Built-up
Shoulder
only \$2.98




SECRET INSIDE CONTROL
Helps correct your individual large bust problem! Special patent pend. bust molding feature on inside of all “Yuth-Bust” styles, lifts, supports and cups large busts into the smaller youthful alluring shape you want, whether they are extra large, spread out or sagging.


Illustrated are some of
the large bust types
who can be helped.



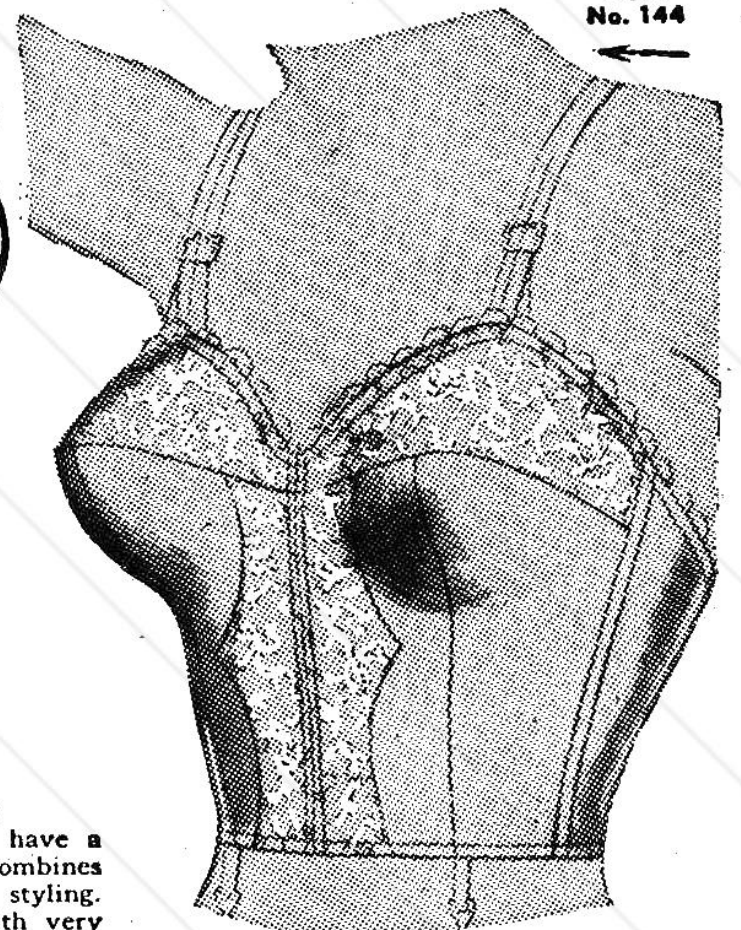
Style No. 202
Adjustable Shoulder
Strap Bra only \$2.98



Style No. 303
Bandeau Adjustable
Strap Bra only \$2.75



Style No. 404
Bandeau Built-up
Shoulder Bra only
\$2.75



Style No. 144

Style No. 144
Longline “Beauty” Bra
Now large bust women can have a specially designed bra that combines youthful lines with gorgeous styling. Made of beautiful fabric with very feminine luxurious embroidery and lace applique designs. Easily washed. Good supporting adjustable shoulder straps. Also longline midriff V control. Girdle hooks. Sizes 34 to 60. Worth much more.

Now only \$3.49

Style No. 133
Strapless Longline Bra. Inside feature molds large busts into youthful curves in this strapless bra. This bare shoulder beauty is bewitching with off-the-shoulder dresses, blouses, bathing suits. Gentle, covered and lined boned supports also hold bra securely in place. Also special longline midriff control. Girdle hooks. Excellent fabric washes easily! Sizes 34 to 60. Reduced to
only \$3.49

One of Our Many Satisfied Customers Below Says: “I’ve always had expensive bras made to order. But I could never get the satisfactory fit, style and attractive bustline for my full bust that your “Yuth-Bust” bra now gives me.”

—Mrs. B. Naft,
Norwalk, Conn.



BEFORE

Mrs. Naft wore the “Yuth-Bust” Bra, she looked tired, older, matronly and heavier because of her large, spread-out bust.

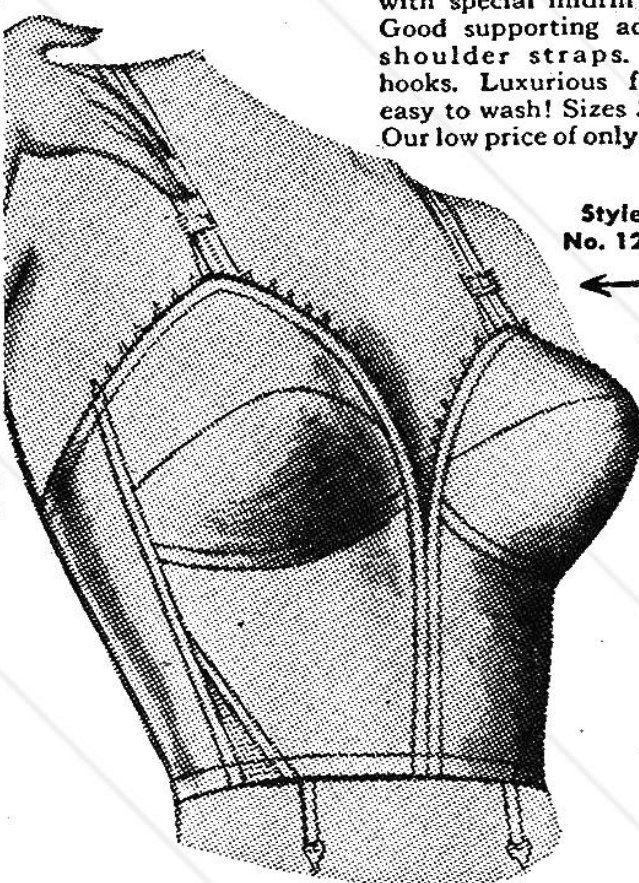


AFTER

she wore “Yuth-Bust” Bra, her glamorous bustline permitted her to wear youthful, smart style clothes and go places with her husband.

Style No. 122
Plunging Neckline Longline Bra
Secret molding design inside gives large busts a smaller youthful bustline in this plunging neckline bra. Ideal for irresistible stylish low cut dresses, blouses, gowns. Longline style

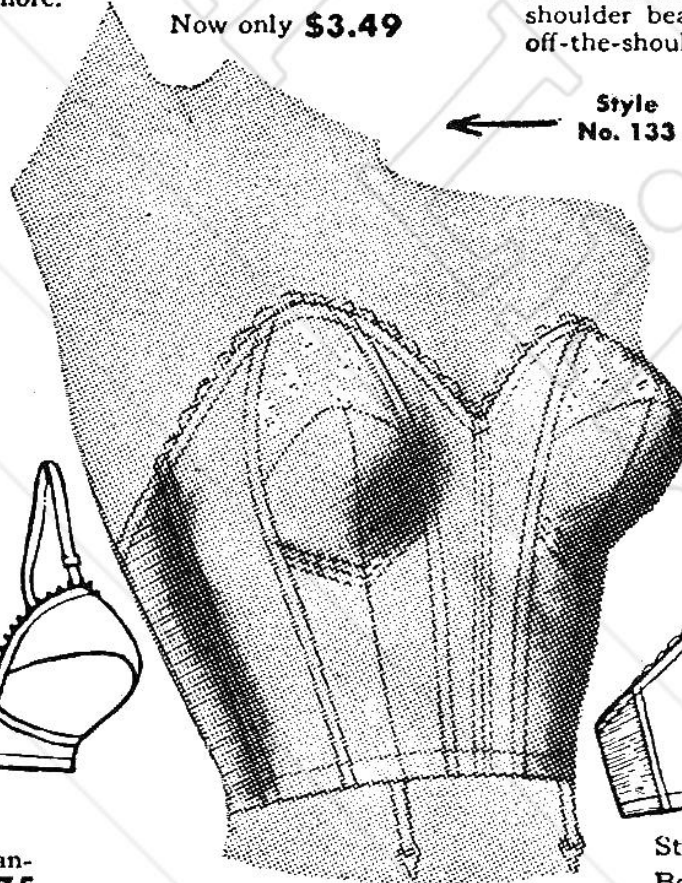
with special midriff control. Good supporting adjustable shoulder straps. Girdle hooks. Luxurious fabric — easy to wash! Sizes 34 to 60. Our low price of only \$2.98



Style No. 122



Style No. 122A
Plunging Neckline Bandeau Bra. only \$2.75



Style No. 133A Strapless
Bandeau Bra. only \$2.98

FREE GLAMOUR BUSTLINE COURSE FOR LARGE BUSTS

An authority gives you scientific latest guidance, step by step illustrated movements, clothing advice to improve large bustline appearance, charts with correct bust size according to height and weight, plus other methods. Yours FREE whether you keep merchandise or not!

FREE 10-DAY TRIAL COUPON!

TESTED SALES, Dept. VL-13B11
296 Broadway, New York City 7, N. Y.

Rush to me my “YUTH-BUST” BRA in plain wrapper in style, size and color checked below. I will pay postman on delivery price plus postage. If not delighted in 10 days, I will return merchandise for my money back.


Style	Size	Color	How Many

NAME _____

ADDRESS _____

City, Zone, State _____

☐ Check here if you wish to save postage by enclosing price with coupon.
Same money back guarantee.



Basket of Books

CHILD'S BOOK OF SEWING

Jane Chapman

(88 pages; illustrated; Greenberg Publishing Company; New York City; \$1.50)

Every little girl wants to learn to sew. It is with great excitement and enthusiasm that she first attacks her sewing. With encouragement and help, the first clumsy efforts will develop into sewing skills that can mean a great deal to her for the rest of her life. The thrill of creating something with her own hands comes early and can continue to grow if the first attempts are successful.

This book is written in words that a little girl can read so that she can learn to sew all by herself. The text is simple, the print is large and the book is colorfully illustrated.

By using a large needle, felt and yarn, which are easy for small, awkward

fingers to manage, the learning of basic procedures and stitches becomes easy. Each stitch is practiced on a unique sewing stitch card. Then it is used to sew a simple item that can be finished quickly and displayed with a proud "I made it myself."

Four basic stitches are learned by making a bookmark, personalized with the child's own name. Making a change purse, a bean bag and a small sewing kit, she learns greater skills in cutting from a pattern and putting things together. Each step is clearly described and illustrated so that mistakes are avoided and the child is encouraged to continue. Numerous suggestions are included for making similar things that the child can design. This encourages originality and resourcefulness in making use of what she has learned.

In the back of the book are several pages that will be of interest to parents and teachers. There is a list of what is needed to make the articles in the book. For even the simplest sewing, proper equipment and materials are necessary. The child is made aware throughout the book of the responsibility of using such things as sharp scissors and needles and of the care that must be taken of them.

ANY PHOTO ENLARGED

Size 8 x 10 Inches

on DOUBLE-WEIGHT Paper

Same price for full length or bust form, groups, landscapes, pet animals, etc., or enlargements of any part of a group picture. Original is returned with your enlargement.

67¢

Send No Money 3 for \$1.50

Just mail photo, negative or snapshot (any size) and receive your enlargement, guaranteed fadeless, on beautiful double-weight portrait quality paper. Pay postman 67c plus postage—or send 69c with order and we pay postage. Take advantage of this amazing offer. **Send your photos today.**

Professional Art Studios, 534 S. Main, Dept. 421-P, Princeton, Illinois



UPHOLSTERING AT HOME

Page Parker and J. G. Fornia

(416 pages; illustrated; Greenberg: Publisher, New York City, N. Y.; \$5.95)

Upholstering at home is obviously sound economy in the long run. However, in this excellent book telling you how to do practically anything you would ever have to do either to make or to repair a piece of furniture, the authors point out at the outset that the initial expense is fairly high. There are certain tools and materials that you must have if you are to do an efficient job. Mr. Parker and Mr. Fornia say, in their first chapter, that "in working, there is no saving of time, materials, or money—to say nothing of fingers—by using the wrong tool for a job." They say too, that you may satisfactorily make some of the necessary equipment yourself, and they tell and show you how to proceed. They also describe all the tools you need and give instructions on how to care for them. In this same section devoted to tools and materials they tell too, how to select used furniture for re-upholstering.

If you buy wisely, it is possible to save both time and money by purchasing second hand furniture for practically nothing and renovating it so that it looks like new. The authors tell exactly the points to watch for and examine so that you will not get stuck with a lemon. They also spur you on by showing "before" and "after" pictures of an old stuffed arm chair that makes you believe that the days of miracles are still with us.

Definitely intended for the serious workman who wants to understand the job ahead of him and be able to do it efficiently and intelligently, "Upholstering At Home" deals with its subject matter in clear, concise, text book fashion. Each step to be taken is de-

scribed in detail and accompanying illustrations are to be found wherever necessary. They tell how to prepare a frame for a chair or a sofa, how to build the different types of seat, and how to build the arms, wings, and back. They instruct how to measure and cut the final cover and how to put it on, how to handle leather, and how to upholster stools, ottomans, and benches. There is also an excellent section devoted to re-covering, repairing, and restyling beds and miscellaneous pieces of furniture. At the end, as a sort of bonus, are two fine chapters dealing with the care and cleaning of upholstered furniture and giving helpful hints referred to by the authors as "work-tricks." These hints are based on many years of experience and will save the amateur upholsterer much time, effort and worry.



CLEANS WINDOWS WITHOUT WATER

NEW CHEMICAL MITT
Sensational! DRY Window Cleaner! Uses no water, no messy liquids. Chemically Treated. Simply glide over windows; leaves glass sparkling clear. No heating water, no heavy buckets to carry. No rags, powders, sponges, chemicals. No mess or muss. No red chapped hands. Dust, dirt, grime, fog disappear like magic. Take orders from friends! Earn money.

SAMPLES FOR TRIAL Sample offer sent immediately to all who send name at once. A penny postal will do. **SEND NO MONEY**—just your name. **KRISTEE CO., Dept. 1672, Akron 8, Ohio**



MAKE MONEY FAST!

Sell Christmas Cards, Gift Items Stationery and Everyday Cards
Make **AMAZING PROFITS** calling on friends, others. Show 7 leading 21-Card \$1 Christmas and Everyday boxes, Religious, Comics, Currier & Ives, Secret Pal Cards, Gift Wrappings, Ribbons, Rain Sandals, Glove Holders, Napkins, Telephone Pencils, Children's Cards and Books. New items galore.

No Experience Necessary
Thousands succeed. **WRITE TODAY** for actual **SAMPLES** On Approval, Special Offers and bonus plan for yourself, club or church group.

Hedenkamp & Co., Inc.
361 Broadway, Dept. WB-17
New York 13, N. Y.

21-CARD CHRISTMAS Assortment \$1.00

OVER 150 FAST SELLERS

21-CARD ALL OCCASION Assortment \$1.00

Reducing Specialist Says: **MOST ANY PART OF THE BODY WITH**
LOSE WEIGHT

Spot Reducer
Relaxing • Soothing Penetrating Massage

REDUCE Where It Shows Most

TAKE OFF UGLY FAT!

Don't Stay FAT—You Can LOSE POUNDS and INCHES SAFELY

without risking HEALTH

Take pounds off—keep slim and trim with Spot Reducer! Remarkable new invention which uses one of the most effective reducing methods employed by masseurs and turkish baths—**MASSAGE!** With the **SPOT REDUCER** you can now enjoy the benefits of **RELAXING, SOOTHING** massage in the privacy of your own home! Simple to use—just plug in, grasp handle and apply over most any part of the body—stomach, hips, chest, neck, thighs, arms, buttocks, etc. The relaxing,

soothing massage breaks down **FATTY TISSUES**, tones the muscles and flesh, and the increased awakened blood circulation carries away waste fat—helps you regain and keep a firmer and more **GRACEFUL FIGURE!**

Your Own Private Masseur at Home

When you use the Spot Reducer, it's almost like having your own private masseur at home. It's fun reducing this way! It not only helps you reduce and keep slim—but also aids in the relief of those types of aches and pains and tired nerves that can be helped by massage! The Spot Reducer is handsomely made of lightweight aluminum and rubber and truly a beautiful invention you will be thankful you own.

UNDERWRITERS LABORATORY APPROVED
AC 110 volts.

TRY THE SPOT REDUCER 10 DAYS FREE IN YOUR OWN HOME!

Mail this coupon with only \$1 for your Spot Reducer on approval. Pay postman \$8.95 plus delivery—or send \$9.95 (full price) and we ship postage prepaid. Use it for ten days in your own home. Then if not delighted return Spot Reducer for full purchase price refund. Don't delay! You have nothing to lose—except ugly, embarrassing, undesirable pounds of **FAT**.

MAIL COUPON NOW!

SENT ON APPROVAL

**SPOT REDUCER CO., Dept. E-736
318 Market St., Newark, New Jersey**

Please send me the Spot Reducer for 10 days trial period. I enclose \$1, upon arrival I will pay postman only \$8.95 plus postage and handling. If not delighted I may return **SPOT REDUCER** within 10 days for prompt refund of full purchase price.


Name

Address

City State.....

☐ **SAVE POSTAGE**—check here if you enclose \$9.95 with coupon. We pay all postage and handling charges. Same money back guarantee applies.

LOSE WEIGHT OR MONEY BACK



ALSO USE IT FOR ACHES AND PAINS



CAN'T SLEEP:

Relax with electric Spot Reducer. See how soothing its gentle massage can be. Helps you sleep when massage can be of benefit.



MUSCULAR ACHES:

A handy helper for transient relief of discomforts that can be aided by gentle relaxing massage.

Like a magic wand, the "Spot Reducer" obeys your every wish. Most any part of your body where it is loose and flabby, wherever you have extra weight and inches, the "Spot Reducer" can aid you in acquiring a youthful, slender and graceful figure. The beauty of this scientifically designed Reducer is that the method is so simple and easy, the results quick, sure and harmless. No exercises or strict diets. No steambaths, drugs or laxatives. Thousands have lost weight this way—in hips, abdomen, legs, arms, etc. The same method used by many stage, screen and radio personalities and leading reducing salons. The "Spot Reducer" can be used in your spare time, in the privacy of your own room. It is Underwriters Laboratory Approved! Two weeks after using the "Spot Reducer," look in the mirror and see a more glamorous, better, firmer, slimmer figure that will delight you. You have nothing to lose but weight for the "Spot Reducer" is sold on a

MONEY BACK GUARANTEE

Prize-Winning Doll

MAGIC HAIR

CURLS WAVES COMBS WASHES

"Baby Blue Eyes"

MIRACLE SKIN DOLL

regular
\$12.95 value

\$5.95

with Unbreakable
Plastic Head

SHE SLEEPS!
SHE CRIES!
SHE SITS UP!

Included!

VANITY SET, CURLERS
and Hair Style Booklet

Brush, comb, mirror and curlers
that will give hours of fascinating,
creative and instructive play to
any lucky little girl.



Look at These Features:

"Baby Blue Eyes" is 19 inches tall, the size of a real baby. She has rosy cheeks, cute Cupid's bow mouth and real eyelashes over big beautiful blue eyes. Arms, legs and head are movable so she can sit up and assume life-like poses... and even call her mommy.

SARAN MAGIC HAIR. Her soft shimmering hair is miracle Saran—made to shampoo, curl, braid and comb into any style. Lifelike color doesn't wash out.

SHE SLEEPS. Her lovely eyes close when she lies down. Her plump angelic face and "real-life" looking Saran hair will thrill any little girl.

SHE CRIES. Bend her and she cries just like a real baby who wants her mommy.

SOFT SKIN FEELS REAL! Miracle Skin latex is soft to touch and easy to clean—just wipe with a damp cloth.

UNBREAKABLE PLASTIC HEAD. "Baby Blue Eyes" head is plastic so it won't break. Same type of head used on dolls costing \$25.00 and more.

CUSTOM WARDROBE. "Baby Blue Eyes" is all dressed up in a lace-trimmed flared ninon or organdy dress, rubber panties, white socks and booties.

AMAZINGLY LIFE-LIKE! So perfectly molded that her hands and feet are life-like. Arms and legs are enchantingly dimpled.

She's like a REAL baby—She's a REAL bargain!



© 1951 NIRESK • 1474 W. HUBBARD STREET, CHICAGO 22, ILLINOIS

CURLS
WAVES
COMBS
WASHES



BIG as a baby

MONEY-BACK

GUARANTEE

SEND NO
MONEY

Niresk, Dept. DA-287

1474 W. Hubbard St., Chicago 22, Ill.

Rush amazing "Baby Blue Eyes" doll with Saran hair and
Miracle Skin, Vanity Set, Curlers and Hair Style Booklet
at the special price of \$5.95.

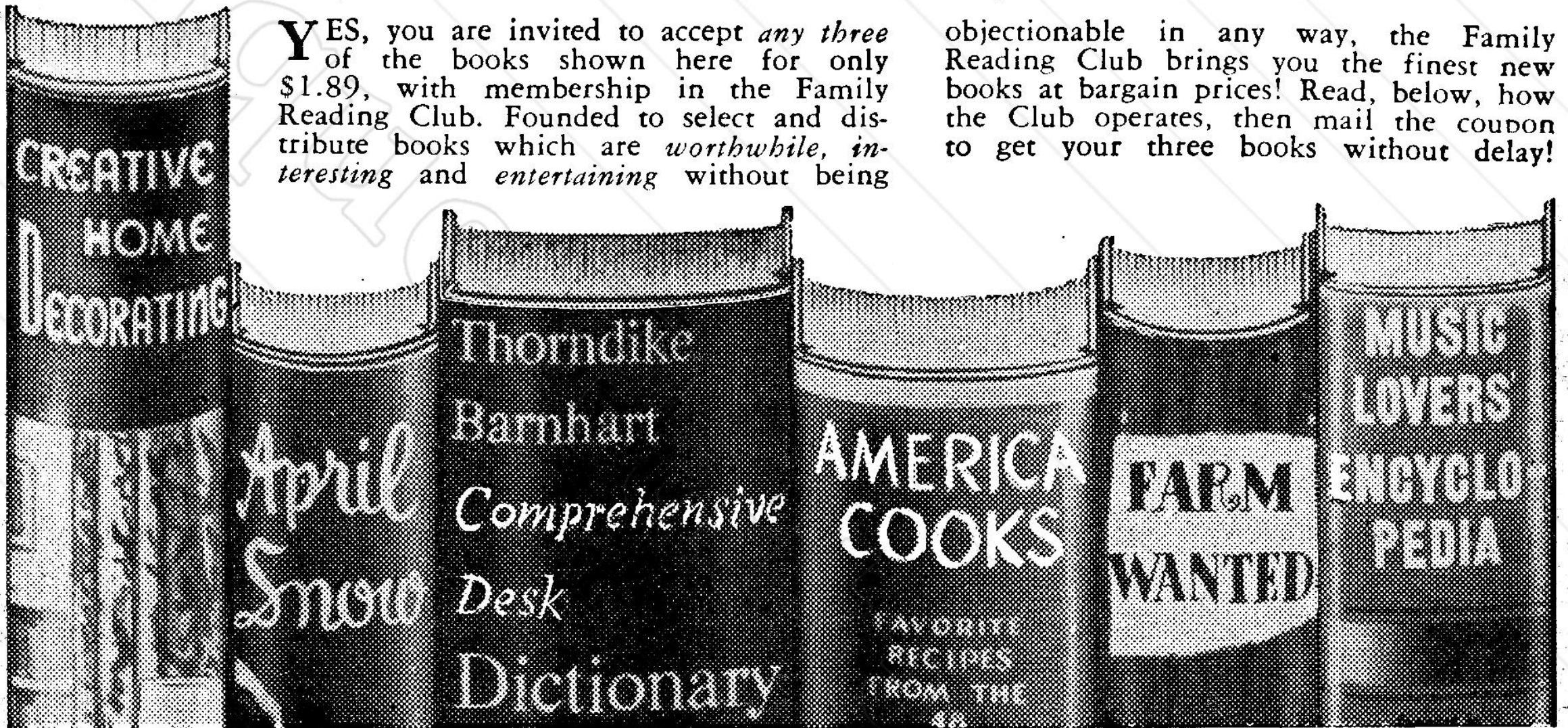
Name.....
(please print)

Address.....

City.....Zone.....State.....

☐ Send COD plus postage. ☐ Send heart-shaped gold locket only 50c extra.
☐ I enclose \$5.95 ☐ I enclose \$6.45 — include necklace — ship prepaid.

Why The *Family Reading Club* Offers Any 3 OF THESE GREAT NEW BOOKS for only \$1.89 WITH MEMBERSHIP



CREATIVE HOME DECORATING

By The Rockows

Complete step-by-step methods for working real wonders in your home. 500 illustrations, 41 full-color "demonstration rooms", charts, etc. Publisher's edition, \$4.95.

APRIL SNOW

By Lillian Budd

The story of a mother's courageous struggle to raise her children to be kind, intelligent and loving—without the help of her cruel and selfish husband! Publisher's edition, \$3.00.

Thorndike-Barnhart DESK DICTIONARY

A really *comprehensive* book. Contains 80,000 entries, 700 illustrations, 900 pages. Newly written, modern, accurate. Recently featured in *Life*. Publisher's edition, \$2.75.

AMERICA COOKS

By The Browns

Contains over 1600 recipes—the finest of each of the 48 states—from mouth-watering old-fashioned favorites to modern taste delights. Should be in every kitchen.

FARM WANTED

By Helen Train Hilles

Fifteen years ago, Mrs. Hilles dreaded the quiet of country life. This is the delightful story of how she became a farmer *in spite of herself*—and loved the experience! Pub. ed., \$3.00.

MUSIC LOVERS' ENCYCLOPEDIA

Edited by Deems Taylor

Lays the foundation of a musical education! Contains summaries of 90 operas, a dictionary of 7,000 terms, 8,500 short biographies, 900 pages. A complete source book!

MAIL COUPON NOW!

CHECK THE THREE BOOKS YOU WANT WITH MEMBERSHIP IN THE FAMILY READING CLUB

FAMILY READING CLUB, Dept. 11-WK MINEOLA, N.Y.
Please send me the *three books* checked below as my two Membership Gift Books and first Club selection, and bill me only \$1.89 (plus delivery) for all three.

- | | |
|---|---|
| <input type="checkbox"/> Creative Home Decorating | <input type="checkbox"/> America Cooks |
| <input type="checkbox"/> April Snow | <input type="checkbox"/> Farm Wanted |
| <input type="checkbox"/> Thorndike-Barnhart Desk Dictionary | <input type="checkbox"/> Music Lovers' Encyclopedia |

Also enroll me as a member of the Family Reading Club and send me, each month, a review of the Club's forthcoming selection. I have the privilege of notifying you in advance if I do not wish to accept any selection, or *alternate* book offered—at the special members' price of only \$1.89 each (plus postage and handling). There are no membership dues or fees, and I may accept as few as four selections or alternates during the coming twelve months. As a member, I will receive a free Bonus Book with each four Club selections or alternates I accept.

Mr. _____
Mrs. _____
Miss _____ Please Print

Address _____

City _____ Zone _____ State _____

Age, if Under 21 _____ Same price in Canada: 105 Bond St., Toronto 2.
Offer good only in the U. S. A. and Canada.

WHY WE MAKE THIS GREAT OFFER

THERE is no charge for membership in the Family Reading Club beyond the cost of the books themselves. Each month our Editors select the one book they can recommend most enthusiastically—a book which every member of your family can read. You pay only \$1.89 each (plus postage and handling) for the books you purchase after reading the book review magazine which will come to your home each month. And you may accept as few as *four* books each year to retain your membership.

FREE BONUS BOOKS. The Club distributes a "Bonus" Book free for each four selections you take, and you can build up a fine library this way at no extra expense. The purchase of Club books for only \$1.89 each—instead of the publishers' prices of \$2.50 to \$4.00—saves you 25% to 35% of your book dollars. And when the value of the free Bonus Books is figured in, you actually save up to 50%.

SEND NO MONEY—JUST MAIL COUPON. If you believe in a book club which will appeal to your finest instincts, let us introduce you to the Family Reading Club by sending you ANY THREE of the wonderful books described here—two as your FREE Membership Gift and one as your first Club selection—for only \$1.89! Send no money, just mail the coupon today!

FAMILY READING CLUB • MINEOLA, N. Y.