

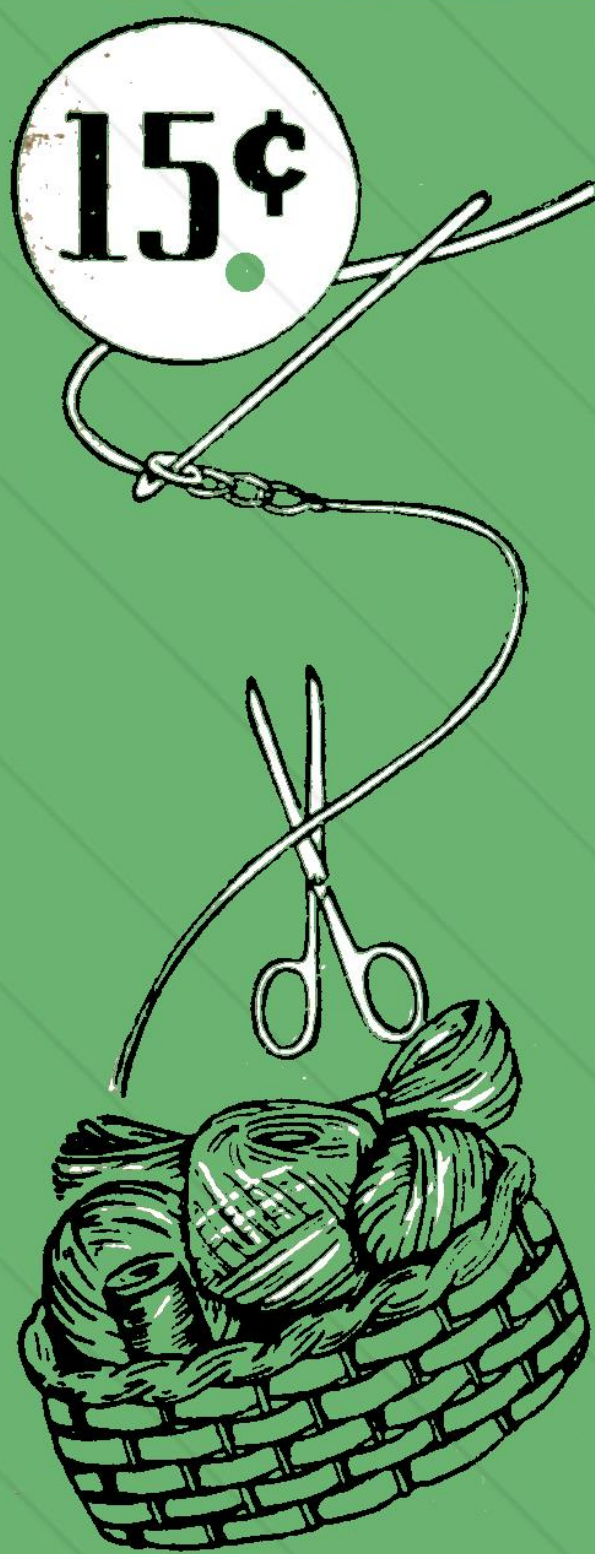
The WORKBASKET

HOME AND NEEDLECRAFT FOR PLEASURE AND PROFIT

VOLUME 17

2993 October 1951

NUMBER 1



Ideas for the Bazaar, the Home, Gifts, Sparetime Money Makers, with Many Articles, Easily Made and Inexpensive, that find a Ready Sale.



How To MAKE A CROSS STITCH RUG . . .
TERRY CLOTH LAUNDRY BAG . . .
KNIT A 3-PIECE BABY SET . . .
CROCHET A RUFFLE DOILY . . .
MAKE A CORNER EDGING

Turn your Spare
Time Into EXTRA
MONEY..

**Sell Christmas Cards
And Win A Giant Prize, Too!**

Enter Artistic Card Company's
Sensational **PRIZE CONTEST**

\$2,500.00
IN CASH PRIZES!



Get Your Share of This BIG MONEY!

It's EASY! It's FUN! Everybody needs Christmas Cards. Show Artistic's sensational-value Christmas Folders to your friends or acquaintances and they'll gladly buy from you... pay you big money! Then, just tell us in 50 words or less why you like to sell Artistic Greeting Cards. You may win any of 19 big prizes in this \$2,500 CASH PRIZE CONTEST... all in addition to your regular big profits from selling Artistic Cards!

NO EXPERIENCE NEEDED!

EMBOSSSED Christmas Folders WITH NAME sell like magic at 50 for \$1.25. You make sensational cash profits! Stunning 21-Card \$1 Christmas Assortments, Popular Comics, Religious, Pets and Pals, many other \$1 Christmas and All-Occasion best-sellers pay you up to 50¢.

ACT NOW! Contest Ends Oct. 31, 1951!

EARN easy money for yourself, club or group—and get a chance to win a fabulous EXTRA CASH PRIZE in the \$2,500.00 PRIZE CONTEST. Mail coupon now for contest entry blank, FREE Imprint Samples and Assortments on approval!

1st. PRIZE
\$1,250.00
2nd Prize \$500
3rd Prize \$250
4th Prize \$100
5th Prize \$50
Fourteen 6th Prizes \$25 ea.

Embossed
NAME-IMPRINTED
Christmas Cards
50 for \$1.25

REPLACEMENT OR A REFUND OF MONEY
Guaranteed by
Good Housekeeping
IF NOT AS ADVERTISED THEREIN

21-Card
Christmas Assortment
\$1.00

MAIL TODAY FOR SAMPLES AND DETAILS

ARTISTIC CARD CO., INC. 425 Way St., Elmira, N. Y.

Rush Official Entry
Blank for your
\$2,500.00 CASH
PRIZE CONTEST. In-
clude Sample Assort-
ments on approval
and FREE Imprint
Samples.

Name _____

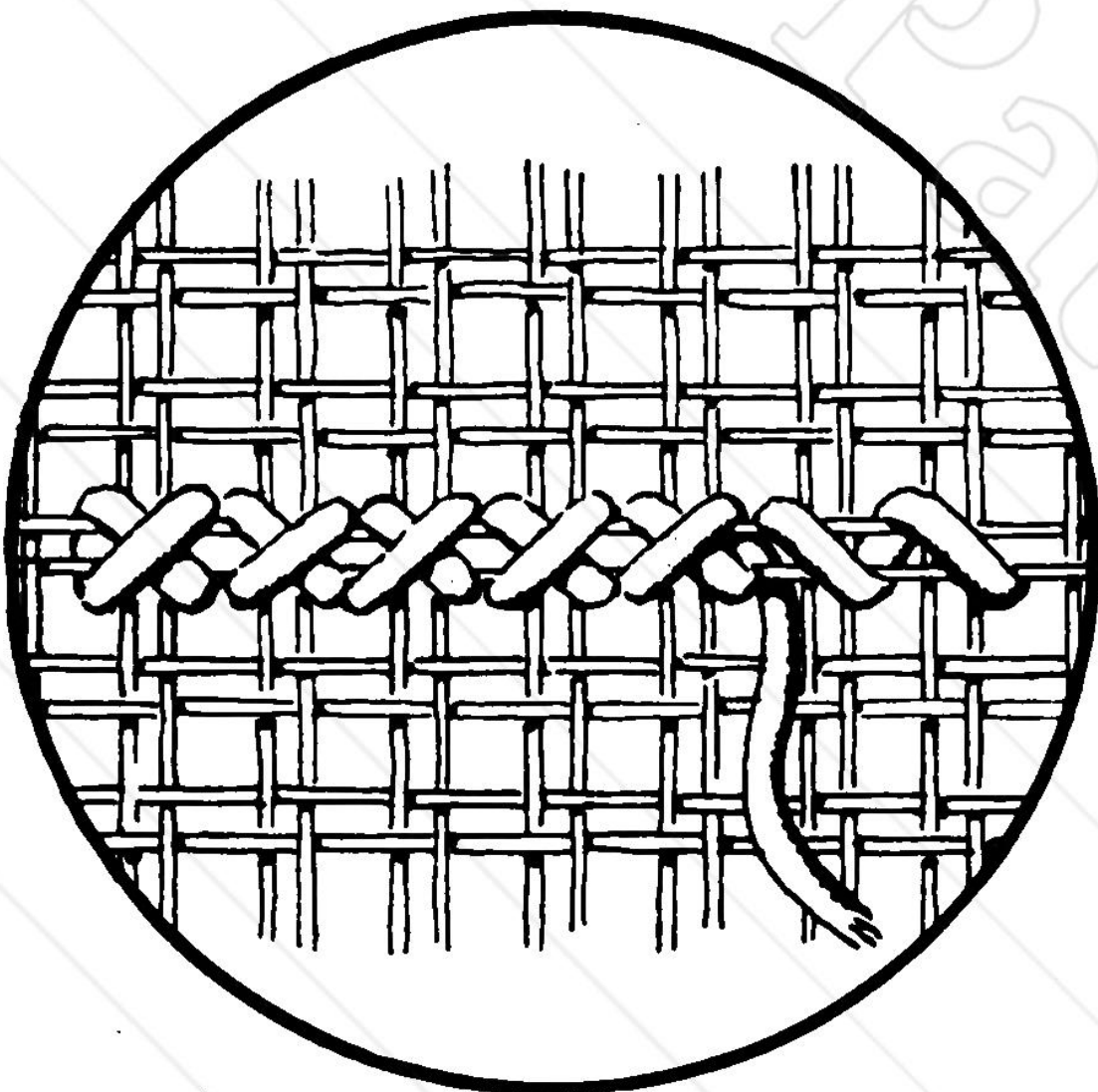
Address _____

City _____ Zone _____ State _____

Cross Stitch Rug

As Shown On Front Cover

This attractive and unusual rug is worked in cross stitch in light and dark colors, using the various signs of the zodiac. You will need ten 30-yard skeins Kentucky Lusterspun Yarn (5 light, 5 dark); needlepoint needle with large eye; a 22 x 30 inch piece of cross stitch rug canvas (3 or 3½ squares to inch). Coarse monks' cloth or burlap might also be used. The completed rug is 20 x 28 inches.



Follow chart on page 4 and begin in upper right hand corner, leaving a one inch margin at top and side of rug. Work from right to left, using a single strand of yarn. Use the cross stitch as shown in sketch. Make 15 slanting stitches all in the same direction, then go back and make slanting stitches in the opposite direction to complete crosses. Keep cross stitches uniform,

always crossing in the same direction. Don't pull yarn too tight.

When changing colors or ending strand, leave a three-inch end, and slip this through the back of the last few stitches. To start a new strand, slip end of yarn through the last few stitches and proceed.


Initials or a simple monogram might be added to the lower right hand corner.

When rug is completed, turn the one inch margin under and baste to wrong side with yarn.

FROM THE HEART OF THE OZARKS
HOOKED RUG
Supplies
MONEY- SAVING
"FACTORY TO YOU" PRICES
SEND 25¢ FOR CATALOG
WILSON BROS. DEPT. WB, SPRINGFIELD, MO.

LEARN **Skil-Weaving** MAKE GOOD MONEY AT HOME
SECRETS OF FRENCH INVISIBLE REWEAVING
Now, learn invisible reweaving at home. Repair burns, tears and moth holes in suits, dresses, coats, etc., like new, at big profit. No previous experience needed. Big-profit orders come from Homes, Cleaners, Dept. Stores—also mail orders. Up to \$5 an hour possible, spare or full time without overhead or expense for materials. Complete Skil-Weave Instructions yours to examine at home, without risk, FREE details - write NOW. Airmail reaches us overnight. **SKIL-WEAVE, 1715-D Westwood, Los Angeles 24, Cal.**

The **WORKBASKET** is published monthly by Modern Handcraft, Inc., 2401 Burlington, Kansas City 16, Missouri. Entered as second class matter February 6, 1948, at the Post Office at Kansas City, Missouri, under the act of March 3, 1879. Annual subscription rate \$1.50 in United States and its possessions; \$2.50 in Canada. One month advance notice is required for change of subscription address. Both old and new address must be given and request marked for Circulation Department. Printed in U.S.A. Copyright 1951 by Modern Handcraft, Inc.



NEEDLECRAFT **IDEAS** GALORE

GET BIG
FREE
CATALOG

PLUS \$\$ MAKING HOBBY CRAFTS!

Everything you want for better needlework: Embroidery, Needlepoint, Crochet and Punchwork; Rug materials. Plus \$\$ earning figurines, jewelry, leather goods. Direct from mill. **FREE** 1952 catalog!

LEEWARD MILLS, Dept. CK-63

173 W. Madison St.
Chicago 2, Illinois

THERE'S MONEY FOR YOU
in **PLASTICS**
No Experience Necessary!

Here's CASH for you...easy! Show friends, neighbors amazing *laundry-saving* tablecloths, aprons, draperies, rainwear, babies' needs, etc. Tremendous demand. Sell on sight. **BIG PROFITS**, full or part time. **Write for FREE Outfit.**

LORAINÉ PRODUCTS, Dept. DM-689
844 West Adams Street
Chicago 7, Illinois



\$100⁰⁰ A WEEK in CASH
PAID DIRECT TO YOU

FAMILY HOSPITAL PLAN

Policy Pays for a Day, a Week, a Month, a Year—just as long as necessary for you to be hospitalized!

SAVE MONEY!
There's a big advantage to buying this policy by mail. This method of selling is less costly for us—and that's another reason why we are able to offer so much protection for so little money.

JUST LOOK
The Large Benefit This Low Cost Policy Provides!

The Service Life Family Hospital Plan covers you and your family for about everything—for *every* accident, and for *all* common and rare diseases after the policy has been in force 30 days or more. Very serious disease such as cancer, tuberculosis, heart disease, diseases involving female organs, sickness resulting in a surgical operation, hernia, lumbago and sacroiliac conditions originating after the policy is in force six months are all covered . . . Hospitalization caused by attempted suicide, use of intoxicants or narcotics, insanity, and venereal disease is naturally excluded.

The money is all yours—for any purpose you want to use it. There are no hidden meanings or big words in the policy. We urge you and every family and also individuals to send for this policy on our 10 day free trial offer—and be convinced that no other hospital plan offers you so much for your \$1.00 a month!

TWO SPECIAL FEATURES
MATERNITY



Benefits At Small Extra Cost
Women who will some day have babies will want to take advantage of a special low cost maternity rider. Pays \$50.00 for childbirth confinement either in the hospital or at home, after policy has been in force 10 months. Double the amount on twins.

POLIO



Benefits At No Extra Cost
In lieu of other regular benefits policy pays these benefits if polio strikes—For Hospital Bills, up to \$500.00
For Doctor's Bills while in the hospital, up to \$500.00
For Orthopedic Appliances, up to \$500.00
TOTAL OF \$1,500.00



SERVICE LIFE INSURANCE COMPANY

Assets of \$13,188,604.16 as of January 1, 1951
Hospital Department K-27, Omaha 2, Nebraska

3c A DAY IS ALL YOU PAY
for this outstanding new Family Protection

Wonderful news! This new policy covers everyone from infancy to age 70! When sickness or accident sends you or a member of your family to the hospital—this policy **PAYS \$100.00 PER WEEK** for a day, a month, even a year . . . or just as long as you stay in the hospital. What a wonderful feeling to know your savings are protected and you won't have to go into debt. The money is paid **DIRECT TO YOU** to spend as you wish. This remarkable new Family Hospital Protection costs only 3c a day for each adult 18 to 59 years of age, and for age 60 to 70 only 4½c a day. This policy even covers children up to 18 years of age with cash benefits of \$50.00 a week while in the hospital—yet the cost is only 1½c a day for each child! Benefits paid while confined to any recognized hospital, except government hospitals, rest homes and clinics, spas or sanitariums. Pick your own doctor. Naturally this wonderful policy is issued only to individuals and families now in good health; otherwise the cost would be sky high. But once protected, you are covered for about every sickness or accident. Persons covered may return as often as necessary to the hospital within the year.

This is What \$100.00 a Week Can Mean to You When in the Hospital for Sickness or Accident

Money melts away fast when you or a member of your family has to go to the hospital. You have to pay costly hospital board and room . . . doctor's bills and maybe the surgeon's bill too . . . necessary medicines, operating room fees—a thousand and one things you don't count on. What a Godsend this **READY CASH BENEFIT WILL BE TO YOU**. Here's cash to go a long way toward paying heavy hospital expenses—and the money left over can help pay you for time lost from your job or business. Remember—all cash benefits are paid directly to you.

REMEMBER—\$100.00 A WEEK CASH BENEFIT IS ACTUALLY \$14.25 PER DAY!

Examine This Policy Without Cost or Obligation—Read It—Talk It Over—Then Decide

10 DAYS FREE EXAMINATION

You are invited to inspect this new kind of Family Hospital Plan. We will send the actual policy to you for ten days at no cost or obligation. Talk it over with your banker, doctor, lawyer or spiritual adviser. Then make up your mind. This policy backed by the full resources of the nationally known Service Life Insurance Company of Omaha, Nebraska—organized under the laws of Nebraska and with policyholders in every state. **SEND NO MONEY**—just your name and address! No obligation, of course!

FREE INSPECTION . . . MAIL COUPON

The Actual Policy Will Come to You at Once Without Cost or Obligation

The Service Life Insurance Company
Hospital Department K-27, Omaha 2, Nebraska

Please rush the new Family Hospital Protection Plan Policy to me on 10 days Free Inspection. I understand that I am under no obligation.

Name.....
Address.....
City or Town..... State.....

Infants' 3-Piece Set



Here is a simple and easy-to-knit baby set in size 6 months. Rose buds embroidered on the set gives that final dainty touch for a little girl; leave plain for a boy. To make this set you need 5 balls Lily Baby yarn or 6 balls Lily Soft Spun yarn, 1 skein each light blue and pale pink embroidery floss; $1\frac{1}{4}$ yards each of $\frac{1}{4}$ inch and $\frac{1}{2}$ inch satin ribbon; one small pearl button; 1 pair each of number 1 and 2 knitting needles (10 inch); 1 set number 2 sock needles and size 2 crochet hook.

Abbreviations: K (knit); p (purl);

O (yarn over); tog (together); pssso (pass slip stitch over); sts (stitches); stockinette st—k 1 row, p 1 row; sk (skip); ch (chain); sc (single crochet); dc (double crochet); dec (decrease); inc (increase); sl (slip).

JACKET: Cast on 200 sts. K 6 rows.

Row 7: K 3 sts, p to last 3 sts, k 3 sts.

Row 8: K this row.

Repeat 7th and 8th rows until work measures $6\frac{1}{2}$ inches from bottom, ending with row 7. K 48 sts and put on st holder; bind off 5 sts for armhole, k 94 sts and put on st holder; bind off 5 sts for armhole, k 48 sts.

Left Front—K 3, p 45, turn. Bind off 2 sts, * k 3, sl 1, k 2 tog, pssso, repeat from * across ending row with k 5. Change to number 1 needles, k 3, p 29, turn. K in stockinette st for 2 inches.

Neck—Bind off 13 sts at front edge for neck. K $1\frac{1}{4}$ inches in stockinette st. Bind off shoulder. Make other front to correspond.


(Continued On Page 8)

TEXTILE PAINTERS

BRIGHTEN YOUR
LEISURE TIME
WITH GAY NEW
READY CUT
STENCILS

Send 25c

for special Stencil Brush Latest
Technique, and Book Showing over
300 Ready Cut Stencil Designs,
1001 Ideas for your Fall needs.



HOME ART STUDIOS

Box 717-W


Des Moines, Iowa

steal the show in a stole



hand-knit with Columbia yarn

*Bedeck yourself in
glamour—straight
from Columbia's
exciting new Stole
Booklet! Choose from
many smart creations
in Columbia Nylon
Ribbon or Nylon Yarn!
Start now to knit or
crochet a dramatic
stole, shawl, or lacy
evening cape.
Visit your dealer
or clip coupon.*



James Lees and Sons Company
Dept. CS-1A, Bridgeport, Pa.

Please send me Columbia Stole Booklet Vol.
122. I enclose 20¢ in coin (no stamps, please).

NAME _____

ADDRESS _____

CITY _____

STATE _____

OTHER FAMOUS PRODUCTS . . . LEES CARPETS AND RUGS

—7—

MATERNITY DRESSES **WRITE FOR FREE CATALOG**

Shop by mail and save! Exclusive maternity style house offers fashions by top designers, \$2.95 to \$22.50. Morning, afternoon, formal & sports wear; maternity suits, corsets & lingerie. (Catalog mailed in plain envelope.)

FALL STYLES

CRAWFORD'S
DEPT. 39, 729 BALT. AVE.
Kansas City 6, Mo.

252 PEARLS*

Beautiful, lustrous, fine quality pearls you'll be proud to wear. Enough to make necklaces, bracelets, costume jewelry... enrich dresses, hats, shoes, bags, etc., valued over \$25.00! Genuine pearl finish (not plastic). All drilled. Order several packs. Money back guarantee. Sorry, no C.O.D.'s. *Simulated.

\$1.50
PPD.

VEDA PEARLS, 82 Bowery, New York 13, Dept. WB-1



BANISH SCRATCHES in a Jiffy!

ALMOND STICK

★ Easy to Use as Lipstick

Just rub Almond Stick over furniture scratches and see them fade from sight. Rub over whole table to bring out hidden beauty in wood. Works


like magic on marred, faded spots. Use on light or dark wood without danger to finest finish. One stick will last for years.

Order from This Ad. No C.O.D.'s, Please. Ppd.

\$1.00

GLASSCRAFT, 920-K Chicago Avenue, Evanston, Illinois

AMAZING DOUBLE DUTY SHOPPING BAG



LIKE MAGIC, this handy handsome shopping bag **zips open** instantly from regular size for carrying small articles to big, roomy size for big bundles. Unique Double Duty design astonishes everyone. Makes shopping a pleasure. Saves money. Saves time. Ends drudgery. Housewives are wild about it! Lightning seller!

SAMPLES FOR TRIAL

Sample offer sent immediately to all who send name at once. A penny postal will do. **SEND NO MONEY—just your name.**

Kristee Products Co., Dept. 1670, Akron 8, O.

KNIT BEAUTIFUL GARMENTS IMMEDIATELY—WITH THE NEW PORTABLE KNITTING MACHINE!



NO EXPERIENCE NEEDED!

- Actually Knits Scarfs, Berets, Mittens and Afghans!
- You'll Learn a Satisfying New Hobby!

Everyone knits beautiful scarfs, berets, mittens and afghans in no time at all with amazing KNITMASTER! NOTHING COMPLICATED TO LEARN OR DO! Just criss-cross yarn on unbreakable Pin Bar—and KNITMASTER does the rest! Your open door to hours of fun and creative relaxation! COMPLETE with Illustrated Instructions, Yarn and Accessories!.....

Send check, m.e. We pay postage. C.O.D. plus postage. 10 Day Money Back Guarantee If Not Delighted.

AINSLIE KNITTING MACHINE Co., Inc.
738 Grand Street, Dept. W, Brooklyn, New York

\$3.95

(Continued From Page 6)

Back—With number 2 needles and using 94 sts on st holder, bind off 2 sts at the beginning of row, p 92 sts, turn. Change to number 1 needles, bind off 2 sts, * k 3, sl 1, k 2 tog, psso, repeat from * across.

Row 3: Bind off 2 sts, p across.

Row 4: Bind off 2 sts, k across (58) sts. Work in stockinette st until yoke measures 3 inches above decrease.

Neck—K 19 sts, bind off 20 sts for neck, k 19 sts. Work 2 rows in stockinette st and bind off shoulder. Work other shoulder to match. Sew shoulder seams together.

Neckband—Pick up 72 sts on number 1 needles. K 6 rows and bind off.

Sleeve—With number 2 needles, pick up 10 sts each side of shoulder seam, turn. P 20 sts, pick up 10 sts along armhole edge, turn. K 30 sts, pick up 10 sts, turn. Use number 2 sock needles when work binds. P 40 sts, pick up 6 sts, to center underarm. Turn, k 46 sts, pick 6 sts, to center underarm. Continue knitting round and round on sock needles in stockinette st until sleeve is 6¼ inches long.

Cuff—K 2, k 2 tog, across. Holding yarn tight k 1 row, p 1 row for 6 rows and bind off loosely. Make other sleeve to match.

BONNET—Cast on 92 sts on number 2 needles. K 6 rows, k 1 inch in stockinette st. Change to number 1 needles, k 2, p 2 in ribbing for ¾ inch. Change to number 2 needles, k 5½ inches in stockinette st, dec 2 sts in last row. Using number 2 sock needles, * k 2 tog, repeat from * across (27 sts on each of 3 needles). Join, k once around.

Row 3: K 7, k 2 tog, repeat around.

Row 4: K, continue to dec in every other row until 6 sts remain on each needle. Cut yarn and draw through all

(Continued on Page 11)

New! Sensational! at a LOW, LOW Price!

solid STAINLESS
tableware

You Never have to Polish it!



**Guaranteed
45 Years**

**Looks and Feels
like Sterling Silver**

**24 PIECE
SERVICE
FOR SIX**

\$12.95 Value

\$5.95
**NEW LOW
PRICE**

MONEY BACK

GUARANTEE

**ETERNALLY BRIGHT STAINLESS
HIGHLY POLISHED TABLEWARE**

If you have always wanted sterling silver tableware but did not care to pay the price, here is sterling elegance in gleaming stainless steel!

This set was priced to sell at \$12.95 but is yours for the unbelievably low bargain price of \$5.95 to introduce Niresk products in more American homes. Sterling elegance at a new low price.

You will receive a complete service for six, which includes six highly-polished dinner knives, six forks, six teaspoons, six dessert spoons . . . all in the brilliant new Posy pattern.

SEND NO MONEY! Look at the pattern and see the graceful contours of each piece—every set has a guarantee in writing by the manufacturer. All pieces are guaranteed not to rust, stain, tarnish or corrode—for 45 years!

**ORDER THESE EXTRA PIECES
AT ONLY 30c EACH**

Butter Spreaders Forks Tea Spoons
Coffee Spoons Salad Forks Dessert Spoons
Iced Tea Spoons Round Bowl Soup Spoons
Minimum Order: 6 of Each



WON'T RUST




WON'T STAIN



WON'T TARNISH

Niresk Industries • 1474 W. Hubbard St. • Chicago 22, Ill.



Mail Coupon Now for 10-day Home Trial

**Niresk Industries, Dept. T-1022
1474 W. Hubbard Street, Chicago 22, Ill.**

Gentlemen: Please rush . . . sets of Posy-Pattern 45-year-guarantee 24-piece sets of stainless steel tableware, on money-back guarantee, at \$5.95 per set.

Name (please print)

Address



City Zone State

☐ Send COD plus postage.

☐ To save approximately 75c in postage and COD charges, I enclose \$5.95 per set. Ship prepaid.

Have You Heard About These Items Suggested to Aunt Ellen

(All merchandise advertised on this page may be purchased direct from the address given in the article.)



Paint Dresden Reproductions. Enjoy fascinating, profitable hobby or business. Only \$2.49 starts you! Complete 20-piece kit includes 4 lovely Figurines; 9 gorgeous plaques; 5 jars Tempera Paints; bottle liquid glaze; artist's brush; free course. A real \$5.00 value only \$2.49. Send no money—mail postcard. Money-back guarantee. Western Stationery Co., Dept. 306-K, Topeka, Kans.

Clever new stationery at unbelievably low prices. Any girl's first name forms skirt of unusual Colonial Girl Silhouette. 24 sheets. 12 envelopes—Hammermill quality. Others charge \$1.00 per package. This offer 35c per package; 3 packages \$1.00; 7 packages \$2.00 postpaid. Ideal for gifts—different names if you wish. PRINT names wanted. Western Stationery, Dept. 106K, Topeka, Kansas.

Flower Earrings

Flower earrings are quick and easy to make and are very pretty. The model was made of pink, size 20 mercerized crochet thread and a size 9 crochet hook.

Abbreviations: Ch (chain); sc (single crochet); dc (double crochet); lp (loop); pc st (popcorn stitch—make 4 dc in one st, drop lp, insert hook in st preceding first dc, catch lp and pull through).

Ch 6, sl st to form a ring, ch 1, 12 sc in ring. (Ch 3, pc st in next st, ch 3, sl st in next st) 6 times. Cut thread, leaving 6 or 8 inches. Thread needle with remaining thread and make a number of overcast sts over the center,



catching on the opposite side of the flower or going through to the back.

Starch flower and glue to earring base, or paint with clear nail polish or lacquer. Make another flower to correspond, and mount both on metal earring screws.


(Continued from Page 8)

the sts, fastening securely.

Fold front back to ribbing and work 1 row of sc across bottom. Row 2: Ch 3, sc into first sc of last row, * ch 1, sk 1 sc, dc into next sc, ch 3, sc in top of dc; repeat from * across. Run ribbon through last row for ties.

BOOTEES—Cast on 42 sts on number 1 needles, k 6 rows. K in stockinette st for 2 inches. * K 3, O, k 2 tog; repeat from * across, ending with k 2. P 1 row. K 16 sts and put on st holder, k 10 sts, put remaining 16 sts on st holder. K the center 10 sts in stockinette st (22 rows) for 2 inches, ending on p row. Cut yarn. Slip 16 sts from first st holder on needle, sl off onto needle having 10 sts, join yarn and k (first) 16 sts, pick up and k 11 end row sts along side, k 10 sts, pick up and k 11 end row sts along other side, k 16 sts from st holder (64 sts on needle). K 20 rows, bind off. Sew back and sole together and run ribbon around ankle.

Make other bootee to correspond. Embroider set with rose buds as illustrated if desired.



Famous Religious Plates

INSPIRATION (Head of Christ) . . . the World's Most Wanted Portrait, and the beloved **LAST SUPPER** by Leonardo Da Vinci. Each reproduced exquisitely on a full 10-inch fine China plate with 22 Karat Gold Lace Border. Full, bright, permanent, fired-on ceramic colors. Makes a treasured gift. Only \$1.98 each plus 25c boxing charge, postpaid, or sent C.O.D. Safe, prompt delivery. Satisfaction guaranteed or money back. (Plate hangers, 25c each). **Allyn & Co., Dept. WP3, 271 Vance Ave., Memphis, Tenn.**

SAVE UP TO 1/2 ON RUGS

Send us Your

Old Rugs, Clothing

Two-sided BROADLOOM—

IT'S ALL SO EASY! Free Catalog tells how to ship your materials at our expense to the Olson Factory, where we sterilize, shred, merge materials of all kinds—reclaim the valuable wool, etc., then bleach, card, spin, dye and weave into lovely, new, deep-textured, *Reversible, Double Luxury Broadloom Rugs.*

OLSON FACTORY TO YOU!

ANY SIZE you need up to 16 ft. wide, seamless and any length in your choice of 52 colors and patterns:

Solid Colors	Twoed Blends	Early American	Embossed
18th Century	Floral, Leaf	Oriental Designs	Effects

Orders Completed in a Week! Satisfaction guaranteed. Over 3 million customers. We do not have agents or sell thru stores. Our 77th Year.

Chicago New York San Francisco

Mail Coupon or 1c postcard

FREE CATALOG in COLORS

OLSON RUG CO., R-48, Chicago 41

Mail Catalog of Rugs and Model Rooms Free to:

NAME.....
ADDRESS.....
TOWN.....STATE.....

OLSON CUSTOMER FOR 50 YEARS

"... It is over 50 years since I sent you my first order. I have always been pleased with your work." Mrs. W.E.B., Columbus, Kans.

"I have just placed on my dining room floor, the handsome rug received from you. It looks like a million dollars—so attractive, so cheerful, so inviting." Mrs. G.B., Dunellen, N.J.

DOWN COMFORTS
Beautifully **RE-COVERED**



WOOL COMFORTS RE-COVERED
Also
BEAUTIFUL COMFORTS
made from
your old
FEATHERBEDS.
Write for
FREE Samples of
coverings &
Descriptive Folder
ALDEN MILLS
Box 5474 • Dallas, Texas



WOMEN WANTED
Hold Home Style Showings
of Lingerie, Hosiery, Apparel **MAKE \$8
HOURLY**

Housewives! School Teachers! Demonstrators! Make up to \$40 in an evening or afternoon holding easily arranged Home Style Showings of lovely lingerie, hosiery and other modestly priced apparel for men, women and children. The sensation of the "Party Plan." Prizes, games, refreshments for guests. No canvassing . . . no experience needed We show you how. It's New! Pleasant! Profitable!
FREE OUTFIT—Write quick for outfit and complete Style Showing Plan.
BEELINE FASHIONS 4145 Lawrence Avenue,
Dept. 105, Chicago 30, Ill.

**Play Piano with BOTH Hands
the FIRST Day—or Don't Pay!**

**AMAZING, NEW, PATENTED
SELF-TEACHING DEVICE GIVES "SECRET"**

You, too, can play piano with BOTH hands, at once! Thousands have learned to play this fast, easy A-B-C way. With



the amazing invention, the **AUTOMATIC CHORD SELECTOR**, there's nothing to it. This is no trick method. You actually read and play any sheet music. And, the Patented **AUTOMATIC CHORD SELECTOR** guides your fingers every note of the way. No scales, no exercise, no boring

practice. You play the minute you sit at the piano. In no time at all you're playing Hit Parade numbers, or hymns, or beautiful old ballads . . . or all three! Send for this marvelous Dean Ross Piano Course today. Consists of 30 illustrated lessons, 50 songs with words and music, special Dean Ross play-at-once arrangements, and the Patented **AUTOMATIC CHORD SELECTOR**. Only \$1.98 complete. You have nothing to lose and popularity and fun to gain, so mail the 10-Day **FREE-TRIAL** coupon now!

Dean Ross Piano Studios, Inc., Dept. E-6910
45 West 45th St., New York 19, N. Y.

Send Piano Course of 30 lessons, 50 songs, and Patented Automatic Chord Selector. On delivery will pay postman just \$1.98 plus postage. If not delighted, may return Course in 10 days for purchase price refund. The Automatic Chord Selector is mine to keep.

☐ **SAVE MONEY!** Send payment now, we pay postage. Same guarantee.

Name

Address

Ruffle Doily

If it's a ruffle doily you've been longing for, now is the time to get your crochet hook and thread out and start to crochet. This one is very lacy, pretty and quite easy to make. The original was made of American Thread Company "Star" Mercerized Crochet Cotton, size 30 and a number 12 steel crochet hook. Two 250 yard balls are sufficient thread to make a doily measuring about 11½ inches in diameter, including the ruffle.



Abbreviations: Ch (chain); st (stitch); sl st (slip stitch); sk (skip); sp (space); sc (single crochet); dc (double crochet); lp (loop); tr (treble)—thread over hook twice and work off 2 lps at a time; tr cluster—retain last lp of each tr, thread over and pull through all lps at once; rnd (round); p (picot).

To begin, ch 8, join with sl st to form a ring.

Rnd 1: Ch 3, 19 dc in ring, join in third st of ch.

Rnd 2: Ch 7, sk 1 dc, dc in next dc, * ch 4, sk 1 dc, dc in next dc, repeat from * around; ch 4, join in third st of ch 7 (10 sps in all).

Rnd 3: Ch 1, * 3 sc, ch 3, 3 sc in

next sp, repeat from * around, join.

Rnd 4: * 7 dc in next ch-3 lp, sc over next dc of previous rnd, repeat from * around.

Rnd 5: Ch 8, sc in center st of next scallop, * ch 5, dc in next sc between scallops, ch 5, sc in center st of next scallop, repeat from * around, ch 5, join in third st of ch.

Rnd 6: Sl st to center of lp, * ch 6, sc in next lp, repeat from * around.

Rnd 7: Sl st into lp, * ch 5, 2 tr cluster st in same sp, ch 5, sl st in next lp, repeat from * around.

Rnd 8: Sl st to top of cluster st, * ch 8, sc in top of next cluster st, repeat from * around.

Rnd 9: Ch 7, dc in next lp, * ch 4, dc in next-sc, ch 4, dc in next lp, repeat from * around, ch 4, join in third st of ch.

Rnd 10: Same as rnd 6.

Rnd 11: Same as rnd 7.

Rnd 12: Sl st to top of cluster st, * ch 7, sc in top of next cluster st, repeat from * around ending rnd with ch 3, tr in first cluster st, this brings thread in position for next rnd.

Rnd 13: * Ch 7, sc in next lp, repeat from * all around, ending rnd with ch 3, tr in tr.

Rnd 14: * Ch 8, sc in next lp, repeat from * around ending with ch 8, sc in tr.

Rnd 15: Sl st into lp, ch 4, 2 tr cluster in same sp, ch 4, 3 tr cluster st in same sp, ch 4, work a 3 tr cluster st in same sp, * ch 4, sc in next lp, ch 4, three 3 tr cluster sts with ch 4 between each cluster st in next lp, repeat from * around ending rnd with ch 4, sc in next lp, ch 4, join.

Rnd 16: Sl st into lp, * ch 6, sc in next lp, ch 6, tr in next sc, ch 6, sk 1 lp, sc in next lp, repeat from * around ending rnd to correspond.

Rnd 17: Sl st into lp, ch 4 and work three 3 tr cluster sts with ch 4 between each cluster st in same sp, * ch 6, sk

(Continued On Page 40)



Make
\$50
Easily
IN YOUR SPARE TIME

Sell PHILLIPS Christmas Cards

You'll never know how easy it is to make \$50 and more, till you sell PHILLIPS Christmas Cards! You need no experience. Our FREE Booklet shows you how...wonder-values practically sell themselves! 21-Card Assortments are fast \$1 sellers that pay you up to 100% profit. Sell 100 boxes and \$50 is yours!

Big Line of Fast-Sellers!

Also show lovely Name-Imprinted Christmas cards. Imagine! You offer 40 smart new folders WITH NAME for only \$1. Friends buy on sight! Add to your earnings with other fast-sellers for Christmas and Everyday including two sensational new children's books—Christmas Lights and "Hoppie"—Gifts, Stationery, many more.

Get Samples—Start Earning!

Send for FREE Booklet of money making plans, FREE Imprint Samples and Assortments on approval. Extra cash bonus. Plan for organizations.

"I sold \$70.00 worth of Phillips Cards and gift items in two hours to a party of seven ladies. It certainly is an easy way to make extra money."
Mrs. H. B., Mass.

SEND NO MONEY—MAIL NOW!

PHILLIPS CARD CO.

191 Hunt St., Newton, Mass.

Rush FREE money making Booklet and Imprint Samples. Also Assortments on approval.

Name _____

Address _____

City _____ Zone _____ State _____

Crepe Paper Rope Craft

Martha Graham

Empty coffee cans, oatmeal boxes, mustard and mayonnaise jars, gloss starch and crepe paper may not sound like very interesting material around which to build a fascinating hobby; however, those items are my main stock in trade with which I create many unusual and pretty articles for my home.

A couple of years ago I was entertained in the home of a friend, living in a neighboring town. On her kitchen table sat an unusually attractive bright red and white cake cover—the metal type cover that fits over a cake plate. I remarked how beautiful it was. She laughed when I said I'd like to have one like it but I surmised it cost a lot more than my rather flat purse could stand at that time. "My neighbor made it for me—it's surprising how little it cost," she said. I urged her to tell me more. She enlightened me only slightly when she told me it was accomplished by using an electric mixer, crepe paper, glue and shellac. I stood mute in unbelief. I just couldn't figure out the connection between an electric beater and crepe paper. How anything so attractive could be produced from

such unrelated things had me puzzled beyond words.

"It's my old cover wrapped in crepe paper rope," she further informed me.

I asked if she thought her friend might be persuaded to teach me how to do this intricate appearing work. She assured me we wouldn't have to go to her neighbor for instructions as she, too, knew how to do crepe paper rope decorating. She then showed me a shortening jar she had transformed into a useful and handsome cookie jar. I could hardly wait until we had the supper dishes washed so I could have my first lesson in this craft which so intrigued me.

My friend first showed me a quick and easy way to prepare the crepe paper for the rope making process. Without removing the wrapper from the bolt of crepe paper, she cut a strip one and one quarter inches wide, using the wrapper as a guide in cutting the paper the proper width. She then unwound the strip and slightly stretched the whole length of the strip. Then she brought out her electric mixer; that was the part that so mystified me.



BIG MONEY FOR YOU

In EXCLUSIVE Christmas Cards!

Make \$50 this easy, proven way! Show new, EXCLUSIVE Christmas Cards. Friends buy on sight! Feature 50 full-size folders at only \$1. five other EXCLUSIVE lines with NAME IMPRINTED.

Start Earning Now . . . No Experience Needed!

Gorgeous \$1 Christmas Assortments pay you \$50 on 100 boxes! Also Gifts, Imprinted Stationery, Everyday Cards, more than 100 fast money-makers.

Extra! Luxurious Gifts and Cash Bonus!

Make **BIG CASH PROFITS** plus **EXTRA CASH BONUS** plus **FREE LUXURY GIFTS**. Earn for yourself, your club, or group. Send coupon now for Assortments on approval and Imprint Samples **FREE!**

Wetmore & Sugden, Inc., Dept. 71-T
749 Monroe Ave. Rochester 2, N. Y.

SEND COUPON TODAY!

MAIL NOW FOR SAMPLES!

WETMORE & SUGDEN, INC., Dept. 71-T
749 Monroe Ave., Rochester 2, N. Y.

Please send Assortments on approval, Imprint Samples **FREE**.

Name.....


Address.....

City.....Zone....State.....

SELL CHRISTMAS CARDS

low as

50 for \$1




One person turns the crank of a carpenter's drill while another holds the crepe paper until the desired length is evenly twisted into a rope.

I waited with bated breath to see just what would happen when the current was turned on. I fully expected to see bits of crepe paper flying in all directions in the kitchen. She first removed the egg beater from the bowl, then attaching one end of the crepe paper strip to the flange of the beater, she set it upright with the whip and shaft at right angles to the operator. At this point she informed me I was to be the operator. Frankly, I was scared!

My friend held the strip taut between her fingers within a few feet of the beater. Telling me to turn on the current she backed slowly away as the spinning wheel-whip twisted the paper strip into an even, firm rope about twelve feet in length. After I had shut off the beater, she still held the rope firmly, since to release it before it ceased twisting would result in tangles. It is necessary to hold it only a few moments—just until there is no motion left in the rope. We then wound the rope onto cardboard spools to have ready when we began the actual decorating.

I lamented the fact I didn't have an electric beater and wondered just how I would make the rope when I returned to my home. Even at this early stage of the game, I had so many things in mind to cover with this beautiful, yet sturdy, rope that I knew it would be altogether too slow a process to twist it by hand. Together we put on our "thinking caps" to devise some



Ken Watson


Martha Watson

YOU CAN EARN \$20 A DAY THE SAME WAY WE DID


You can learn this wonderful skill that will earn you \$20 a day or more—and in your own home. . . . Here's the grandest chance you ever had. With your own hands, repair cuts, tears, burns in clothing or any fabric so the damage can NOT be seen.

INVISIBLE REWEAVING

BEFORE



AFTER



This is a BIG demand service, with big profits and little competition. Prices for this work are high—the simplest repair (which will take you less than half an hour when you've become skillful) will bring you \$5 or more. The Fabricon Course is the most complete thing of its kind. It comes with exclusive life-time re-weaving equipment. Once you receive our course, you will never again have to spend a penny for equipment, materials or supplies. We have nothing more to sell. And the wonderful part is that you pay as you earn. We are so sure that you will be satisfied, that we require only a small down payment, giving you an entire year to pay—AND PAY ONLY FROM YOUR EARNINGS.

This skill is easy to learn for people of all ages and any physical state. It is well suited for people who don't like to do a lot of running around. No peddling, no canvassing. All work done in your own home.

Send for free details today—no obligation. Drop us a postcard today—now.

Ken & Martha Watson


FABRICON COMPANY

Dept. F 8342 S. Prairie Ave. Chicago 19, Ill.

means of making the rope without a beater. Finally we thought of using a hand drill, such as carpenters use in boring holes in wood. My friend's husband has such a tool so the next day we did a bit of experimenting. We found the drill to have some advantages over the electric beater. For one thing, the speed can be regulated more easily; also, there seemed to be less breaking of the strips during the roping process. However, there is more labor involved for the person whose job it is to turn the crank of the drill, although the task is not too tiring if the two people making the rope exchange jobs frequently.

The drill bit is removed from the chuck and one end of the crepe paper is inserted into the opening made by the removal of the bit. The band, which ordinarily holds the bit, is tight-

ened to hold the paper securely in place. The procedure is then the same as when using the electric beater. The size of the rope depends on the width the crepe paper is cut. Strips cut one and one-quarter inches in width will, when twisted, make rope about the size of heavy package wrapping cord.



Mrs. Graham used multiple colors to cover a large size shortening jar. Handles of the sadirons were wrapped with the same colors.

With a supply of rope now made, my friend started me on my lesson of covering a small, straight-sided jar. Using a special liquid glue, she had me brush a liberal amount on the lower portion of the jar. I then started at the bottom of the jar, pressing the rope round and round, all the time keeping a plentiful supply of glue on the jar as well as the rope. There is no need to be careful about smearing the glue over the object being covered as it is transparent and disappears under the coat of shellac which is given each finished article. I continued the wrapping process until the whole jar was covered. With the sides of the jar completed I proceeded similarly to cover the lid. I first formed a small circle with the rope, then glued it on the center of the lid, shaping each row of rope around it until the lid was completely covered. I soon found this phase of the work really makes one "sticky fingered" so it is advisable to have a damp cloth at hand for use as needed.

(Continued On Page 29)



Mrs. B. Blazek of Chicago has written: "I lost 40 lbs. in 3 months. I now weigh 125 lbs., and never felt better." No Starvation Diet. No Drugs. Prove to yourself, in 7 days, at home, you can reduce waistline

and bulging hips. Regain a slender figure without strenuous diet or drugs.

FREE PROOF Send no money, just name and address. By return mail, postage prepaid, you'll receive a WALLACE Reducing Phonograph Record and Lesson on 7 days' FREE TRIAL. Sent in plain wrapper. No obligation. Address:

WALLACE, Dept. 1690, 154 E. Erie St., Chicago 11, Ill.

WALLACE, Dept. 1690
154 E. Erie St., Chicago 11, Ill.

Please send record and first reducing lesson FREE and postpaid. I will either enroll, or mail back your record and lesson at the end of a 7-day trial. *This does not obligate me in any way.*

Name.....
Address.....
City.....Zone.....State.....

Corner Edging

A beautiful edging such as this can give a touch of elegance to fine linens. Size 30 thread and a number 11 crochet hook will make the edging about $1\frac{3}{4}$ inches wide. A larger edging may be made by using a heavier thread and a larger crochet hook. White or any desired color could be used.

Abbreviations Ch (chain); dc (double crochet); p (picot); sp (space); sk (skip).

Ch 4, (2 dc, ch 2, 3 dc) in fourth st from hook, ch 3, turn, shell of (3 dc, ch 2, 3 dc) in first shell, ch 3, turn.

Row 1: Shell over shell, ch 3, (shell, ch 2, 3 dc) in next ch-3, ch 3 to turn all rows.

Row 2: Shell in each ch-2 sp with ch 2 between, ch 3, dc in each of next 3 dc, shell over shell, turn.

Row 3: Shell, dc in each of next 6 dc, ch 3, shell in each of next three ch-2 sps with ch 2 between, turn.


Row 4: Shell over shell with ch 3 between, ch 3, dc in each of next 9 dc, shell, turn.

Row 5: Shell, dc in each of next 12 dc, ch 3, shell in shell with ch 4 between, turn.

Row 6: (Dc, ch 4, sl st in third st from hook for a p) 6 times in each shell with ch 5 between picot groups, ch 3, dc in each of next 15 dc, shell, turn.

To start next group: (Shell, turn) twice, then repeat from row 1 for desired length. To turn rows 1, 3, and 5: join row 1 to third dc of 18 dc group, sl st in each of next 3 sts and continue with the next row. Join rows 3 and 5 by sk 2 sts from sl st, join in next st, sl st in next 3 sts, and continue with the next row.

To turn a corner, ch 3, after row 6 is finished, (shell, ch 2, 3 dc) in shell, ch 3, join with sl st to third dc of 18-dc group, sl st in next 3 dcs, ch 3, turn.



Row 2: 3 dc in each of next 3 sps with ch 2 between, ch 2, dc in each of the last 3 dc, shell over first ch-3 of row 1, dc in ch-3 of last row 4, ch 3, turn.

Row 3: Shell, dc in each of 6 dc, (ch 2, 3 dc in sp) 4 times, ch 3, sk 2 dc of group, join with sl st in next st, sl st in next 3 sts, turn.

Shell over first ch 3 below, then work rows 4, 5, and 6 as before. Each corner has 5 shells instead of three.

It's a **FAD** OF THE **MONTH** SENSATION

It's new! Lovely, original **BALLERINA BOUDOIR DOLL** with exquisite brown hair, lifelike features and figure; shimmering, yarn-tied accordion skirt. Utterly charming for bed, vanity or mantel decorations. Fine quality. Complete Kit with illustrated, easy directions. Thousand sold, supply limited, act quickly. Immediate mailing.



SEND NO MONEY
Only name and address. On arrival, deposit \$1 plus c.o.d. charges. Send \$1 with order and I'll ship postpaid. Money back if not delighted.

FREE
Fascinating Fad Club Picture Bulletin, chuck full of lovely exciting things YOU MAKE YOURSELF.

Address: Nancy Lee, Secy.

Dept. 29-M

FAD OF THE MONTH CLUB

Des Moines, Iowa

Terry Cloth Laundry Bag

This laundry bag would make a wonderful gift or bazaar item; especially nice for hose or handkerchiefs. It is made of two 11½ inch square wash cloths and a pair of oval embroidery hoops; a crochet trim is added. Use any color combination—dark green and chartreuse, wine and rose or green and white. The model was made of gray wash cloths, crochet portion yellow. Use American Thread Company "De Luxe" Crochet Cotton (2 balls)

and a number 7 crochet hook. The hoops are covered with ribbon of the same color as thread used or you can use thread to cover hoops.

Abbreviations: Ch (chain); st (stitch); sk (skip); sc (single crochet); sp (space); sl st (slip stitch); tr (treble)—thread over 3 times, work off 2 lps at a time; dtr (double treble—thread over 4 times, work off 2 lps at a time; lp (loop); p (picot).

First cover embroidery hoop with ribbon or thread. Join yellow in edge 6 inches from corner of one wash cloth, * ch 7, sk about ¾ inch sp on wash cloth, sc in edge of cloth, repeat from * to corner, ch 7, sc in same sp, (ch 7, sk ¾ inch sp, sc in edge of cloth) for 6 inches. Place second wash cloth on top of first, insert hook 6 inches from corner of second cloth and working through both cloths, continue around, working last corner like first. Join with sl st where 2 cloths are joined.

Row 2: Turn and with inside of free sections toward you, sl st to center of first lp of second cloth, ch 4 (for a tr), tr in same place, ch 3, 2 tr in same place, * shell of 2 tr, ch 3, 2 tr in center st of next lp, repeat from * around all free edges, join in 4th st of ch.

Row 3: Ch 3, sl st in same sp for a p, * (2 sc, ch 3, 2 sc) in center of shell, sl st between shells, ch 3 p, repeat from * around, cut thread.

With right side of lps of first row toward you and working around lower edge of bag, join yellow in p above joining of two cloths, shell in center st of first lp, * shell in center st of next lp, repeat from * to opposite side, sl st in p above joining, cut thread, do not turn.

Next Row: Join yellow in first tr of first shell around lower edge, (2 sc, ch 3, 2 sc) in same shell, * sk 2 tr, sl

DOES Loss of Hearing Rob You of Success and Happiness?

Here's new hope for the hard of hearing: Thousands have discovered that a Beltone hearing aid restores them to normal business and social life . . . helps them hear clearly again without strain. The tiny one-unit Beltone is so easy to wear. No separate battery pack. Unsurpassed for power, clarity and ease of understanding.

No Button Shows In Ear

Hide your deafness with the new Beltone Phantomold—an utterly transparent, almost invisible device. Mail coupon today for FREE booklet that tells all the amazing facts.



Beltone

MONO-PAC
One-Unit
Hearing
Aid

Beltone Hearing Aid Company, Dept. 412-D
1450 West 19th St., Chicago 8, Ill.

Mail Coupon for FREE Booklet

Beltone Hearing Aid Company, Dept. 412-D
1450 West 19th Street, Chicago 8, Ill.

Please send me in a plain wrapper, without obligation, your FREE booklet that tells how to overcome a hearing loss and enjoy new success and happiness.

Name.....

Address.....

Town..... State.....

st in next tr, ch 3, sl st in same sp, (2 sc, ch 3, 2 sc) in center of next shell, repeat from * around to opposite side ending row with sl st in last tr of lower edge, cut thread.

Fold corners down as illustrated, join yellow at one end where cloths



are joined and work a row of lps around folded edges, which form bag opening.

Row 2: Sl st to center of first lp and work a shell in center st of each lp, join.

Row 3: Sl st to center of shell, * ch 7, sc in center of next shell, repeat from * around, ch 3, tr in last sl st.

Row 4: Ch 4, (tr, ch 3, 2 tr) in center of shell below, * shell in center st of next lp, repeat from * around, join.

Repeat rows 3 and 4 once, then repeat the third row once.

Row 8: Working over hoop, * ch 15, bring ch backward; sc in next lp,

(ch 15, bring ch forward, sc in next lp) twice, repeat from * around in same manner ending row to correspond, join and cut thread.

Handle — Beading: With yellow, make a ch 25 inches or slightly longer than desired length, sc in second st from hook, * ch 7, sk 7 sts of ch, dtr in next st, repeat from * until beading measures 23 inches, ch 7, sk 7 sts, sc in next st, cut off remainder of ch, do not turn.

Row 2: Ch 4, * shell in center st of next lp, repeat from * to last lp, ch 4, sc in sc, working on other side of beading, ch 4, (shell in center st of next shell) repeat around to last lp, ch 4, sl st in sc, do not turn.

Row 3: 4 sc in first lp, sc in each of next 2 trs, 2 sc, ch 3, 2 sc in lp of shell, * sk 2 tr, sl st in next tr, ch 3, sl st in same sp, (2 sc, ch 3, 2 sc) in lp of next shell, repeat from * to last shell of first side, sc in each of the next 2 tr of same shell, 4 sc in next lp, sc in sc, 4 sc in next lp, sc in each of the first 2 trs of next shell, 2 sc, ch 3, 2 sc in lp of same shell, continue all around in same manner ending row to correspond, join and cut thread. Lace ribbon through beading and sew to each end of hoop.


JEWELRY FUN Pays You CASH!

Make your spare-time pay off in big money, like thousands do. It's easy! Make gorgeous Sweetheart Earrings, 'Queen Ann' Ring or 'Door Key' Scatter Pin—worth up to \$15 in stores. No experience needed. You get all materials—Rhodium or gold plated mountings, sparkling stones, cement, A-B-C directions with each earring, ring or pin kit—only \$1 each, postpaid.

SEND NO MONEY

Just send your name, address and kits desired. Pay postman only \$1 per kit—or all three kits for \$2.69—plus C.O.D. fee. Satisfaction guaranteed or money back. 2 new catalogs 50c; refunded on 1st order.

Flower Materials Co., Dept. 10L,
Largest Make-It-Yourself Supply Center
229 So. Wabash Av., Chicago 4, Ill.



COMPLETE KIT

\$1 EACH

Postpaid

All 3 Kits for \$2.69



Women Who Make Cents

The WORKBASKET will pay \$2 for each short article accepted for this department. Material should concern specific women who have found ways to add to the family income. Address all contributions to Women Who Make Cents, The WORKBASKET, 2401 Burlington, Kansas City 16, Mo. No contributions to this department will be returned.

Storks for Showers

The necessity of something different for a cradle shower set my imagination working after a friend had said, "We tried to rent a stork but it had already been rented." "Why couldn't I make one?" I asked. In a couple hours' time I constructed one out of stove pipe wire, four clothes pins, a bar of soap and two pieces of crepe paper. The bar of soap is used to hold the bird down. Legs and neck of wire (used double) are attached to three clothes pins wired flat for the body. The wire legs are bent slightly at the base and pushed into the soap at an angle so as to make the stork stand upright. One clothes



pin is used for the head and bill.

After constructing the frame work, I cover the entire body except the bill with strips of crepe paper (about one inch wide works best). I like the white storks best although some prefer the blue or pink ones. The wings are cut from double thickness of white and glued to body and tacked at top to give a flying position. Orange crayon is used to color bill and slightly shaded over legs. Black eyes, mouth and nostrils are made with black crayons. A crown is cut from some gilt paper. Pink and blue bootees made from either crepe paper or outing flannel are attached to ribbon and hung from the bill. A small piece of cotton in each bootie will make it hang better. The base can be covered with cotton, angel's hair, flower petals or whatever will make it look best for your center piece. The completed stork is about 22 inches high. In the last eight years I have made several and sold them. A stork ready to use is sold for \$2 while one made from materials furnished by the customer nets me \$1 for labor.

Mrs. W. H. Young.

JUST OUT! NEW THRILLING SENSATION IN
CHRISTMAS CARDS

Lustre Foils • Satins • Brilliants

Amazing values bring you easy orders! Sell on sight. Earn extra dollars fast. Big Line. Christmas Cards with Name 50 for \$1.25 up. Imprinted Foil Book Matches, Stationery, many Gifts. 80 FREE Samples with name: several \$1 Boxes on Approval. Write **JOY GREETINGS, Dept. M-24** 507 N. CARDINAL, ST. LOUIS 3, MO.

MAKE BIG MONEY

50 for \$1.25 With Name FREE Samples

Cash for Names

For years I was literally throwing money away without realizing it. Now, before discarding the daily newspaper I clip the birth lists, for example, which I sell at 50 cents per hundred names to mail order businesses dealing in baby merchandise. Most newspapers contain other lists, free for the taking, and worth extra cash, especially to a shut-in like me. It's easy, as I always read the newspapers anyway. I clip the names daily, but usually wait until I have a hundred, then type them into neat lists. Then I contact concerns dealing in baby merchandise, usually by letter—tell them how many names I can supply—and from what localities.

Eula Owsley.

Adding Life to Shirts

I found that by turning the collars on my husband's shirts I improved their appearance and added a lot more wear to them. When my neighbor was about to throw away a shirt because the collar was worn, I told her about turning them and she gave me the job. This started me on a profitable home sewing project because, when other women heard that I was willing to do the work they gave me shirts on which the collars needed turning. I charge 20 cents a collar and have the satisfaction of making some extra money and helping my neighbors too. I am now on the lookout for other home sewing projects.

Morna Eastridge.



EARN MONEY SHOWING FREE SAMPLE FABRICS

Write me, and I'll send you this big package of actual sample fabrics and style presentation **ABSOLUTELY FREE**. You'll see gorgeous, newest style dresses—lovely lingerie—hosiery, men's shirts and socks—all at **LOW PRICES**. Take orders from friends and make money in spare time. **GET FREE SAMPLES!** Send no money for this big-profit line of sample fabrics. It's yours free. Rush name, address now.

THE MELVILLE CO., Dept. 6286, CINCINNATI 25, OHIO

WHY DON'T YOU WRITE?

Writing short stories, articles on children's activities, homemaking, hobbies, travel, local club and church activities, etc., will enable you to earn extra money. In your own home, on your own time, the New York Copy Desk Method teaches you how to write the way newspaper women learn—by writing. Our unique "Writing Aptitude Test" tells whether you possess the fundamental qualities essential to successful writing. You'll enjoy this test. Write for it, without cost or obligation. **VETERANS:** Course approved for Veterans' Training **NEWSPAPER INSTITUTE OF AMERICA** Suite 5341-S, One Park Ave., New York 16, N.Y.

PROFITABLE HOBBIES



We have an **AMAZING OFFER** for every woman interested in hobbies or a home occupation for **PLEASURE OR PROFIT!** We teach you how to make **ASTONISHINGLY BEAUTIFUL** things out of plastic, ceramic, etc., and we **BUY** part of your production! You can easily earn **\$40.00** a week in your spare time! This is a **NEW** kind of work—far more appealing and rewarding than you can imagine! Send 25c for an attractive **SAMPLE**, a copy of our big Catalog and **INSTRUCTION BOOK!** Write today—this might be the lucky coin that will start the most fascinating and profitable phase of your life!

PLASTICAST CO., (Dept. M)

P.O. Box 6737
Chicago 80, Ill.

(Write to
either address)

P.O. Box 987
Palo Alto, Calif.

Save \$100.00 a Year with this **New**
Automatic DATE & AMOUNT BANK
25c a Day



Keeps Calendar Up to Date and Totals Amount Saved!

BANCLOK is not just an ordinary bank—it's a perpetual calendar, too. Unless you put in a quarter, the calendar won't move. What's more, BANCLOK also registers the total amount you save—and how it mounts up! BANCLOK is made of beautiful unbreakable plastic with guaranteed mechanism and key—get yours today! Prompt delivery!

—Mail This Coupon Today—

Reg. \$3.50

Now Only

198
PPD.

LEECRAFT 300B Albany Ave., Brooklyn 13, N. Y.
Please rush..... Date and Amount Banks
postpaid. I am enclosing \$..... in cash—
check—money order.

Print Name.....

Address.....

City..... Zone..... State.....

Aunt Ellen's CLUB NOTES

What Clubs Are Doing

Various Aunt Ellen Clubs have written in that they are planning an all day meeting in October. At such meetings everyone brings a covered dish and the hostess usually furnishes

the drink or dessert. Book reviews, musical programs and various other types of entertainment are being prepared for the afternoon sessions.

The club reporters of several clubs in adjoining communities gathered together last month for a meeting and recreational hour. They discussed the form in which each reported their club meetings and social functions and various other duties of the reporter.

Fall election of officers in many clubs will take place during this month. All-day meetings with a barbecue, or a covered dish luncheon usually are popular. For most clubs a busy year has passed and the members are eagerly looking forward to another successful year.

Plans for the Christmas bazaar will begin in October for some clubs. One has already written and told us that their group is to have a glove making demonstration this month. Then some of the members will make several pairs for their annual bazaar and also take special orders. For some members of this particular club, glove making is not entirely new; three of these members make them season after season for their regular customers. They make them of leather, suede or pigskin. One member makes the purses to match.

Roll Call Suggestions

1. Bulbs that should be set out this month.
2. Ideas for the late fall and Christmas bazaar.
3. Suggest name of good book to read this winter.
4. Describe briefly, a Halloween costume that can be made at home.



BABY SHOES Preserved on PICTURE FRAME

Baby's precious shoes preserved in metallic bronze-like finish together with photo on handsome 8 x 10 picture frame. **ONLY** Baby's first name engraved IN **\$5.95 GOLD!** 8-16 in. plate glass for photo supplied. Magnificent lifetime keepsake! **Send No Money!** Mail shoes & name. Pay postman plus postage on delivery. Satisfaction guaranteed. **Duramic Products, Dept. J-22** 1493 Clybourn, Chicago 10, Ill.

SHORTHAND IN 6 WEEKS

LEARN AT HOME — LOW COST

Write 120 Words per min. Age No Obstacle Famous Speedwriting Shorthand system. No signs; no symbols; no machines; uses ABC's. Easy to learn and use. Fast preparation for a position. Nationally used in leading offices and Civil Service; also by executives, writers, speakers, lawyers, scientists, students at college. Over 100,000 taught by mail. The very low cost will surprise you. Also typing. 28th Year. **WRITE FOR FREE BOOKLET TO:**

Speedwriting
Trade Mark Reg. U. S. Pat. Off. ®
Dept. 1410-1, 55 W. 42 St., N. Y. 18

HAND STITCHER · SEW
QUICKER, EASIER PROFESSIONALLY
MAGIC · STITCHER
for Pleasure...
Speed



Now you can do a professional job at home in half the time. Sew a beautiful invisible blind-stitch hem without rethreading your needle. For Magic Stitcher holds a complete spool of thread. Do hemming, tailor-tacking, applique, basting, shirring, smocking—other stitches. Uses regular or elastic thread. Light as a feather (1 oz.), fits palm of your hand. Completely illustrated sewing booklet included free. \$2.95 ppd. (postage extra on COD's). Money back if not delighted.

ALBIN of CALIFORNIA

Rm. 210, 1401-21 W. 8th St.
Los Angeles 17, Calif.

2.95

Program Suggestion

A Christmas Party in October

Mrs. Earl A. Iliff

Well why not? Listen to my plan and then use all your ingenuity and your ideas from these suggestions. Of course, you will begin preliminaries away back in January, anytime before you discard Christmas cards and wrappings. Save all the cards, the best pieces of wrappings, ribbons and pictures. Ask your friends and especially your prospective guests to do the same.

Then comes October and time for the party. Invite your guests with invitations written on old Christmas cards. Cut off the formal or personal message and write your own, or use plain note paper and decorate with Christmas seals, emblems, or hand constructed designs. Ask each guest to bring her old cards, scissors, crayons, paints, ribbons, pencils or anything that will help to construct new cards from the old ones. Oh, didn't I tell you? Why, you and your guests are going to cut up your old cards, preserving the good parts. From these your party will design new cards, place cards, "just a note" cards, name cards, package decoration, tree trimmings or anything your fertile brains can invent. Your imagination might run wild, but what fun.

On the first trip through the cards, choose only those that can be cut in half either through the fold at the back or across the top fold. Use only those which you can eliminate the message and still leave a nice single folded card.

Now you and your guests can decorate these with ribbon, cut-outs from cards and wrappings, or with hand designs. Perhaps if some one in the group has natural artistic ability, she

MEND as you IRON

WITHOUT NEEDLE and THREAD

NEW PLASTIC TAPE! Mends without sewing, as you iron! Quickly, easily, mends holes, tears, snags, worn spots in shirts, blouses, coats, dresses, trousers, underwear, hosiery, bedsheets, towels, tablecloths, etc. Mends are smooth and neat. No lumps. Will not come off; stands washing, dry-cleaning. Save many hours of tedious mending & darning. Save money! Sells like wild!

SAMPLES for AGENTS Sample offer sent immediately to all who send name at once. A penny postal will do. Send no money, just your name.

KRISTEE CO., Dept. 1669, Akron 8, Ohio



PERSONALIZED WEDDING, ANNIVERSARY, OR ANY EVENT

DEMI-TASSE CUP & SAUCER

Complete With Mahogany Finish Stand

ONLY 50¢

Sentimental memento. First names of couple and date of event artistically hand-lettered in 24K gold. Beautiful hand-painted miniature china. Not more than 2 sets to each customer. Each set can be personalized differently, if you desire, so you can give one away as a gift. Add 15¢ to each set ordered for postage, handling. No C.O.D.

GREAT AMERICAN SALES CO.

418 So. WELLS ST. DEPT. 761 CHICAGO 7, ILLINOIS



Create a CHINA DOLL

with a Jennie June Kit

You'll love old fashioned JENNIE JUNE. Her face and hair are hand-painted with china paint and baked on.

14 1/2"

KIT—with china head, arms and feet, patterns, directions for making doll and clothes. \$2.70.

DOLL UNDRESSED — assembled, patterns for clothes. \$4.30.

COMPLETE—assembled and clothed. \$5.95.

HAIR COLORS—black, brown, blonde, red, gray.

POSTPAID—California orders add 3% tax.

WRITE FOR CATALOG OF OTHER JENNIE JUNE CHINA DOLLS, SALT AND PEPPER SHAKERS, VASES AND GINGERBREAD HOUSE COOKIE JAR

Mark Farmer MFG. CO.

**Box 573W
El Cerrito, Calif.**



Sparkling Necklaces right now are the height of fashion. It's so easy to make this beautiful Rosebud Necklace & matching Earrings—at tremendous savings. Easily sell to friends & neighbors at \$7.50 for **Big Profit**. Complete Kit with illustrated directions & catalog is yours for **only \$1.98**

CATALOG. Hundreds of designs to make shell, rhinestone, pearl, sequin & bead jewelry at wholsl. prices..20c

Special: Flashing STAR-DUST Earring Kit (Silver & Ice-Blue) 89c; get BOTH Kits, plus catalog & list of special new sequin kits and shapes..only **\$2.69**


SEND NO MONEY

Mail name and address. State all designs wanted. On arrival pay postman plus C. O. D. postage. You must be satisfied or money back. Save! Send cash—we pay postage.


HOUSE OF HOBBIES, Dept. 29M, Box 790, Evanston, Ill.

BRAND NEW way to make Extra Money at Home


Would \$100.00 to \$250.00 in **EXTRA CASH** come handy between now and Christmas? If **YES**—then grasp this hand of opportunity to cash in on the great demand for these new, gorgeous eye-appealing Castolite Costume Jewelry Creations and Gift Articles that everybody likes and **WANTS** the minute they see them. Readers of Workbasket will like this offer!



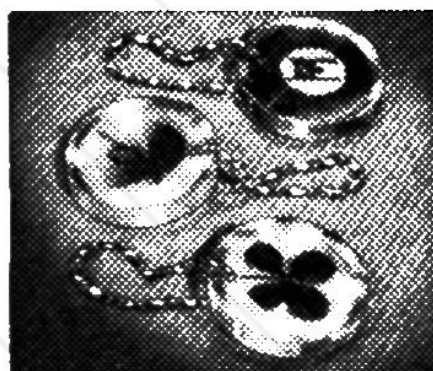
This Cameo Necklace and Earring Set can be assembled at home. Fine profits in store for you!



New Castolite Tie Clasps are very popular. Assemble at home for extra big profits!



Real Pansy Castolite Coasters. **SUPER** for gifts! Get them finished or make at home.



Personal initial, fish fly and four-leaf clover Key Tags and Purse Pulls are "best sellers."

Get Big Profits before Christmas!

Castolite Creations come in both finished and unassembled form. Best of all, they are **THEIR OWN SALESMEN**. **SHOW THEM** to friends, neighbors, others and **ACCEPT Big-Profit Christmas Gift Orders**. Send 25c deposit for Catalog, Wholesale Price List and New Manual explaining our exciting proved Home-Profit Plan. Money returned if not delighted. **HURRY! Write Today.**

THE CASTOLITE CO. DEPT. L-35 WOODSTOCK, ILL.

can draw or paint the design freehand on all the cards. She might stencil them, too. The messages may be original or be copied from old cards. They may be typed, printed or written in pretty script, perhaps even with gold ink.

Now let us go through the cards again and decide how much of the remaining cards and scraps you can still salvage and how you can utilize them. If the inside piece has no writing on it, this can be inserted within another perfect outside. Then the two pieces can be tied with a ribbon. A perfect front page and perfect message can be tied at the top or the side with ribbon or yarn. Some of the front pictures or pages will make a pretty and suitable card without any work on them. Simply write the greeting on the back.

The two clean folded inside pages will make a folded card by pasting, painting or drawing a design on the outside. The plain clean back page, if that is all you can salvage, can be folded for a tiny card or child's note paper. Decorate it with a tiny design. Make them all the same size for it will be easier to purchase the correct size of envelope to go with them.

The scraps will now appear headed for the waste basket, but wait! Cut out all the complete bells, stars and Santas for later use in decorating your note paper, your windows, curtains, and the like at Christmas time. Place cards and thank you cards can be cut from many of the scraps.

What about envelopes? Some of the folded cards can be mailed without envelopes, especially those that are plain on the outside. Use a Christmas seal or adhesive tape on the open edge of the card. If you wish to buy envelopes, have the group buy the various sizes together, then share the sizes. Some-

times the printer will have a surplus of odd sizes and shapes which he will sell very reasonably. If you wish to make your own, steam open an old envelope and use it for a pattern.

I hope you will find enough ideas in this article to set your fingers and your brains into action. So save and have fun, too.

Recreational Hour

Alphabet Quiz

Each player is given a small nut cup filled with alphabet macaroni. At a signal, each tries to spell out as many words associated with the holiday or occasion of the party as she can with letters she finds in her cup.

For Halloween they might be ghost, goblin, corn, pumpkin, etc.; for Thanksgiving the words could be turkey or various foods.

Stringing Along

This game is played in partners. Each set of partners is given a coarse thread. With a needle on each end, also a saucer of wet pumpkin seeds. Allow a certain length of time, the couple who strings the greatest number of seeds receives a prize while the couple who have strung the least amount must tell a ghost story.

Fortune Game

Write a fortune for each member present on separate pieces of paper. These should be folded and tied to a heavy string, about 3 inches apart, then wind into a ball. The ball is passed around the room to music. Whoever has the ball when the music stops takes off a fortune. The music continues, the ball goes on until the next stop and continues in this fashion until all the fortunes are gone. Each then reads her fortune aloud.



Sell New **CHRISTMAS CARDS** —Earn **\$100 or MORE!**

It's Easy to Earn This Proven Way!

Make extra dollars aplenty- in your spare time alone. Just show **FREE** Samples of new Name-Imprinted Christmas Cards sensationally low priced at 50 for \$1.25 and up. Gorgeous Foil-On-White Folders will sell on sight to your friends. You make a giant cash profit on each easy sale!

YOUR PROFIT: UP TO 100%

Also show lovely new Christmas Card Assortments. Big value boxes of 21 superb quality folders are self-sellers at only \$1. Sell just 200 boxes and \$100 is yours! Over 100 other beautiful new Christmas and Everyday Card Assortments, Gift Items, Stationery, other money-makers boost your profits higher!

START EARNING NOW!

Make easy money for yourself or your organization this friendly, proven way. Also get luxurious **FREE** gifts. Write today for Assortments on approval and Imprint Samples **FREE**. Act NOW!

CREATIVE CARD CO.

2505 W. Cermak Rd.
Dept. W-20, Chicago 8, Ill.

MAIL NOW FOR SAMPLES!

CREATIVE CARD CO.

2505 W. Cermak Rd., Dept. W-20,
Chicago 8, Ill.

Please send full details of your spare-time earning plan. Include actual Assortments on approval and Imprint Samples **FREE**.

Name.....

Address.....

City.....Zone.....State.....

**Big Value
Personalized
Christmas Cards
50 for \$1.25**

**21-Card \$1
Christmas Assts.**

**All-Occasion
Assortments**

**Extra! Lovely
Gifts Plus Big
Cash Profits**

With The Cooks



The WORKBASKET will pay \$2 each for any recipes for your family's favorite dish published in these columns. Address them to Food Editor, The WORKBASKET, 2401 Burlington, Kansas City 16, Mo. We regret that we cannot publish every recipe and that we cannot return those not used, nor correspond about them. The decision must be left to our judges.

Sweet Potato Pudding

- 2 cups mashed sweet potatoes
- 1 cup sugar
- 1 egg
- $\frac{1}{3}$ cup butter
- $\frac{1}{2}$ cup raisins
- $\frac{1}{2}$ cup black walnut meats
- 12 marshmallows (colored ones)

Put sweet potatoes, sugar, butter, raisins and nuts with beaten egg into a quart baking dish. Bake 25 minutes in medium oven, then put marshmallows on top and bake until slightly brown.

Mrs. O. T. Sharp
Alabama

Harvest Punch

- 8 - 10 teaspoons tea
- 2 cups boiling water
- $1\frac{1}{2}$ cups sugar
- 3 cups orange juice
- 1 cup lemon juice
- 2 cups grape juice
- 2 quarts boiling water

Steep tea for about five minutes in 2 cups of boiling water; strain and dissolve sugar in warm liquid. Add fruit juice and remainder of boiling water. Arrange lemon slices on top of punch. Serve hot, 20 servings.

Apple Cup Cakes

- 1 cup sugar
- 1 egg
- $\frac{1}{2}$ cup shortening
- 1 cup fresh chopped apples
- $\frac{1}{2}$ cup seedless raisins
- $\frac{1}{2}$ cup chopped nut meats
- $\frac{1}{2}$ cup sour milk or buttermilk
- 1 teaspoon cloves
- 1 teaspoon nutmeg
- $\frac{1}{2}$ teaspoon salt
- 1 teaspoon soda
- 1 teaspoon baking powder
- $1\frac{1}{2}$ cups flour (do not use cake flour)

Cream sugar and shortening. Add the egg, then dry ingredients and milk. Lastly, add the chopped apples, raisins and nuts. Stir only until mixture is thoroughly blended. Pour into muffin pans. Bake 30 minutes at 350 degrees. Makes 15 to 18.



SELECT-A-SHAKER

Perfectly wonderful idea! New, perfectly made, plastic, dial-top salt and pepper shaker. Select-A-Shaker is unbreakable—non-rust. Cannot spill. Easily refilled. Ideal for picnic, lunch box, sportsman, barbecue, table use.

DRY SALT & PEPPER

Keeps salt and pepper perfectly dry in non-spilling, transparent shaker . . . both in one . . . ask for the salt and receive the pepper too. Right size . . . Illustrated about $\frac{1}{2}$ actual size. Choice of colors: Red, Green, Blue, Yellow or White. Shipped in sturdy carton. Ideal gift. **SEND NO MONEY.** Mail name and address. On arrival pay postman \$1.00 plus C.O.D. postage. **SAVE**—Send cash with order and we pay postage. If not delighted return for \$1 back. Guaranteed. (Dealer inquiries welcome)

BOND-CRAFT, P.O. BOX 644
Dept. 1902 Kansas City, Mo.

FREE—EXCLUSIVE
Mother Mac's Original Picnic Recipes given with each order.

These are moist cup cakes and can be kept well in a home freezer if desired.

Miss Hazel Tewalt
Ohio

Hamburgers!

What does that word mean to you? A picnic, with luscious meat filling cooked over an open fire, ready to be popped between halves of a tender bun? A snack at the game, a quick lunch to still that sudden hunger? A satisfying main course at home? A hamburger can be all these. It is an institution as American as baseball. And yet, as its name implies, it originated in the German city generations ago as an entirely different food treat. Originally this morsel of chopped, browned and seasoned meat was a thin slice, pounded to a fine degree of tenderness, nicely seasoned and rolled into a tight roll, then browned and simmered in stock. It appears now in many forms in different countries, differently prepared. A traveler recently reported that nothing ever looked or tasted quite as good to her as a simple hamburger in Japan, the recipe evidently picked up from the favorite habits of U. S. service men.

Basically, hamburgers are made with one or more varieties of meat, raw or cooked, shaped into patties; they may be very thin, or up to an inch thick. While they are usually grilled, or fried, they can be baked, broiled or barbecued. Entirely aside from the method, however, hamburgers are not to be mistreated by overcooking, for they are much better when slightly underdone than when they are hard and dry. Too much shaping and flattening often results in hard patties.

While we think by and large of the hamburger as chopped meat in a bun, often used as a snack, it can become

the basis for a whole meal or actually make the meal. French fries seem to have become a natural accompaniment and a slice or two of red ripe tomato with lettuce or a dip of perfectly seasoned slaw would not be amiss.

Regardless of the effort put into preparation, a hamburger can be no better than the meat from which it is made. Buy the best your budget allows and have it ground—some people like it ground twice. Chuck or round of beef are best, but other portions may

TWO-CUP COFFEE QUICKIE

One or two cups of delicious fresh coffee in a jiffy!

This fast-heating electric percolator saves coffee. Lustrous, polished aluminum. One year guarantee.

\$3.95 postpaid

110 Volts
AC-DC

4 CUP SIZE

\$4.95

HAINES CORP.

301-W 7th St. S.
Minneapolis, Minn.



CUTS 25 "FRENCH FRIES" IN ONE STROKE!

Just insert whole potato, press handle, presto! — 25 perfect French Fries all ready for cooking! Mrs. Damar's Food Cutter is wonderful for dicing other foods and salads, too. Made exclusively for us in rustproof plated steel. \$2.98 (add 25c for postage) — or sent C.O.D. plus postage. 10-day money-back guarantee.



SEND FOR FREE CATALOG OF GIFTS AND HOUSEHOLD ITEMS

MRS. DAMAR, 156 Damar Bldg., Treat Pl., Newark 2, N. J.

I'LL GIVE YOU

12 NEW STAINLESS STEEL POTS AND PANS IF YOU'LL GIVE ME A FEW MINUTES OF YOUR TIME!

Here is exciting news for ladies who want to make extra money — up to \$107.50, by just starting a Carlton Cookware Club among friends and neighbors. Club privilege permits your friends to get Matched Sets of Stainless Steel CARLTON WARE without missing the money — on sensational new Easy Payment "Add-A-Piece" Plan — PLUS up to \$6.75 worth of gift bonuses. And you get your own sparkling 20-use MATCHED SET as free bonus, plus as much as \$107.50 in cash. No experience needed. We show you everything — appoint you Club Secretary — supply everything FREE, including sample of new kind of stainless steel. Be first. Rush name. No charge, now or ever. CARLTON OF CARROLLTON, Dept. 8-S, Carrollton, Ohio



GIVE THIS 3½ QUART STAINLESS STEEL MIXING BOWL TO MEMBERS OF YOUR CLUB

also be used for a delicious product. Most recipes are written on the basis of one pound of meat; without extender, this will make from six to eight medium patties—add a teaspoon of salt, a tablespoon of minced onion and a bit of pepper if desired.

Many taste variations are possible. Some cooks add a quarter cup of water per pound; others use milk, tomato juice or catsup. Some add an egg and a half cupful of soaked bread crumbs; others extend with a cup of very finely crushed cornflakes. A medium potato,

grated raw, adds interest to flavor and texture.

To shape uniform patties, fill a quarter cup measure or ice cream dipper and drop on wax paper; cover with another layer of wax paper and flatten to the desired size with a rolling pin or press with a plate. These prepared patties may be stored between wax paper, even frozen. Brown on a dry griddle, over medium heat until they reach the desired degree of doneness, which varies with individuals even in a family.

There are more finishing touches than any one person can mention—usually the popular hamburger bun is used singly or in paired halves. Perhaps the overall favorite is thinly sliced onion and pickle with a thin slice of cheese added for flavor and nutritive value.

Barbecue sauce, parsley butter, garlic butter, mustard, catsup, crumbled blue cheese, India relish, mushroom sauce—in fact, combinations without number top the succulent hamburger. You might like to place a rounded spoonful of stuffing, containing bread, onion, celery, sage and other desired seasoning on a thin patty and cover all with another layer of meat for stuffed hamburgers; these are best baked.

The technique of a popular hamburger chef is interesting to watch. One slices his buns flat on his cutting board while the patties are sizzling on his fairly dry grill. He flattens the meat, seasons and turns it, seasons again, then places a thin slice of cheese on top of that, cut side of lower half of bun down. When ready, he lifts all with his spatula, then slips top half of bun under spatula and deftly turns all right side up—result, a cheeseburger. He adds his garnish to the plate all in the twinkling of an eye, thus losing no time, no flavor.

WHICH DO YOU WANT?

MODERN OR OLD FASHIONED METHODS



VITA-MIX Makes it easier to get essential vitamins and minerals from fruits and vegetables.

Only Machine With Stainless Steel Bowl and Bakelite Handle. **\$29.95**

SELF-CLEANING—ADD SOAP, WATER, TURN ON

In preparing food the ordinary way you peel off and throw away many of those vitamin and mineral filled parts which are so essential to good health. With the Vita-Mix you keep ALL the natural health-giving food value. Liquefies, whips, chops, emulsifies all fruits and vegetables into tangy, appetizing drinks. No cooking, juicing or peeling of rinds necessary. Now has new unbreakable stainless steel bowl. Easy to sterilize. Comes with a ONE YEAR GUARANTEE.

Look What Vita-Mix Does:

Makes health drinks in 1 to 4 minutes, makes soup without boiling in 3 minutes, makes cake batter ready for oven in 3 minutes. Grinds whole grain, chops vegetable salads, whips cream, churns butter, makes omelettes, pie fillers, sauces, sherbet, baby food, purees.

2 VALUABLE GIFTS GIVEN WITH ORDER


Vita Miracle Recipe Book

Shows you how to make 533 delicious dishes and drinks with your Vita-Mix.



Corn Popper

Electric. Pops corn without stirring. No mess. Use in living room.



Order Now
Before Rearma-
ment Stops
All Production

Corn Popper\$ 5.29
Recipe Book55
Vita-Mix 34.95
Value\$40.79
You Pay 29.95
You Save\$10.84

NATURAL FOODS

Dept. WB-10, Olmsted Falls, Ohio

I enclose \$29.95. Rush me your Vita-Mix plus 2 FREE Gifts.

Name.....

Address.....

City.....State.....

(Continued From Page 16)

I have come a long way since bedecking that little jar two years ago. I have devised many different ideas in covering various articles, yet the method my friend taught me has remained generally the same. However, I have made one change—that of making a satisfactory substitute for the glue. I now use a paste which I make by dissolving one tablespoon gloss starch in three tablespoons cold water; next, pouring one-half cup boiling water over the dissolved starch, I boil it about a minute. When cooled, I find this paste to be equally as good as the glue, which is much more expensive to use. I have used it on glass, tin and cardboard with gratifying results.

The procedure is basically the same in covering all boxes and jars yet the results are strikingly different. For in-

stance, the one-pound coffee can I bedecked in bold, vivid colors looked vastly different from a box of a similar size that I covered with delicate pink and blue rope. A bouquet, which I made by shaping bits of different pastel colored rope into tiny flowers and pasting in clusters on top the rope covered box, added to its daintiness. Likewise, there is a wide difference in the use to which I put these receptacles. The coffee can is used to hold—of all things—coffee! Now wearing its bright new dress it can stand unashamed on my kitchen work table; the pink and blue box holds its own on my very best dressing-table, where it serves as a handy trinket box. Beside it sits a powder box and tiny perfume bottle similarly decorated. Together they make a set that has won many compliments.

Using an oval cardboard container

\$45 CASH FOR YOUR SPARE TIME

Sell *Midwest* Christmas Cards!

Easiest way you can imagine to turn spare hours into all the EXTRA CASH you want! Just show FREE samples—take orders for sensational new Personal Christmas Cards with SENDER'S NAME IN GOLD. Only 50 orders pay you \$45 cash. Friends, neighbors, others buy fast.

NO EXPERIENCE NEEDED

You can make much more money by also showing newest 21-Card Christmas Box Assortments, EXCLUSIVE Eastern Star, Secret Pal boxes, \$1 Imprinted Stationery, Children's Pop-up Books—over 100 ap-

pealing Christmas and All-Occasion card and gift novelties. They sell on sight. You make up to 50c on the \$1.

SEND NO MONEY

Act promptly—start making money in 7 days! Send coupon for full details including "Party Plan." Assortments on approval and Imprint Samples FREE. Do it NOW.

MIDWEST CARD CO.,
Dept. R-65
1113 Washington Ave.,
St. Louis 1, Mo.



NEED FUNDS FOR YOUR GROUP?

Members rally to this friendly dignified plan. Keeps treasuries filled. Try it at no risk. Send coupon or postcard.

Mail Coupon Today!
Earn in 7 Days!

MIDWEST CARD CO., Dept. R-65

1113 Washington Ave., St. Louis 1, Mo.

Please send money-making plans, Assortments on approval and Imprint Samples FREE.

Name.....

Address.....

City.....Zone....State.....



Name-Imprints
50 \$1.25
FOR

FINEST
ASSORTMENTS
21 Cards \$1
For

GOOD MONEY IN WEAVING

Earn money at home weaving rugs, carpets, etc. from old rags or new yarn—in your community! No experience necessary. 31,000 doing it with easy running Union Looms costing less than \$60.00! Send for our free booklet today.

UNION LOOMS
75 POST ST. BOONVILLE, N. Y.



MAKE MONEY FAST!

Sell Christmas Cards, Gift Items Stationery and Everyday Cards

Make AMAZING PROFITS calling on friends, others. Show 7 leading 21-Card \$1 Christmas and Everyday boxes, Religious, Comics, Currier & Ives, Secret Pal Cards, Gift Wrappings, Ribbons, Rain Sandals, Glove Holders, Napkins, Telephone Pencils, Children's Cards and Books. New items galore.

No Experience Necessary

Thousands succeed. WRITE TODAY for actual SAMPLES On Approval, Special Offers and bonus plan for yourself, club or church group.

Hedenkamp & Co., INC.
361 Broadway, Dept. WB-15
New York 13, N. Y.



21-CARD CHRISTMAS Assortment \$1.00

OVER 150 FAST SELLERS



21-CARD ALL OCCASION Assortment \$1.00

I WANT TO CONTACT NEW WRITERS

who are interested in learning how to cash checks of \$1 to \$100 offered daily.

- No experience necessary
- Easiest way to write for pay
- Work at home in spare time


Mr. J. A. D. of Detroit credits me with boosting his income from \$3,500 to \$10,000 a year. . . . Mr. B. B. of Denver writes: "I have made \$600 so far—and I have barely started." Mrs. E. C. D. of Calif. writes: "I have been so busy writing as a local newspaper correspondent, a shopper's column, and a woman's column now running in five weeklies. And just sold a short article to McCall's at 25c per word. Zowie!"

I help people from all walks of life—doctors, housewives, ministers, students, working girls, professors, business men, teachers, mothers . . . I help all these and many others to make spare time income from WRITING. Some go on to make writing a full-time career.

Full information FREE. Send Postcard TODAY! NO obligation. No salesman will call.

SAUNDERS M. CUMMINGS
468-73 INDEPENDENCE BLDG.,
COLORADO SPRINGS, COLORADO

for the lower portion, I made a sewing bag which is as useful as it is attractive. I covered the cardboard with black rope, with the exception of several rows near the top. From a piece of black silk material I made a draw-string type top which I attached to the unfinished portion of the cardboard bottom by sewing it securely into position with heavy thread. I then wrapped the bag with rope until the cardboard was completely covered. After two coats of shellac the rope took on a lustrous appearance. Great care must be taken to avoid getting either the paste or shellac on the silk lest it become spotted.



Containers at the right in this picture are the type of things Mrs. Martha Graham transforms into the objects displayed on the left.

I made a smaller bag, using part of an oatmeal box for the lower portion. Multiple colors of rope achieved a colorful bag suggestive of the type one sees in shops south of the border. With the same array of colors I converted a large shortening container into a cookie jar, the Mexican accent giving added color to my kitchen, as well as serving as a companion piece to the pair of old flat irons, painted red, that I use as book-ends for my recipe books. The handles of the irons came in for a bit of the rope treatment, when I wrapped each handle with colors to match the cookie jar.

An old lamp base, somewhat battered and no longer attractive, lent
(Continued On Page 33)



*"Please Accept My
Gift of These
Lovely Pillow Cases"*
- Says Aunt Ellen



These gorgeous new pillow slips are exclusively designed just for my WORKBASKET readers. Can you imagine anything more thrilling than this lovely old-fashioned girl coming through the picket fence gate that's covered with garlands of exquisitely colorful flowers?

I'll Give You A Pair of These on percale-finished muslin, 140 thread count—a better than usual quality. Stamped flat on 42 x 36", allowing for 3" hem. A fortunate buy of this lovely long-wearing material makes this unheard of liberal offer possible.

THEY'RE YOUR GIFT FROM AUNT ELLEN

Just for renewing your WORKBASKET subscription NOW, I'll send you a pair of these pillow slips without one cent of additional cost to you. Since paper is becoming harder and harder to get, by renewing now you will be assured of having your copy of The WORKBASKET every month, PLUS receiving this valuable present.

BIG COLLECTION OF HOT IRON TRANSFERS

With your renewal to this service you will receive my latest collection of embroidery motifs and designs—more than ever before—over 18 square feet of hot iron transfers. Remember, these are NEW motifs which you have never had before.

You may renew now, regardless of when your subscription expires, and get these lovely new hot iron transfers and your pair of pillow slips. Your subscription will be extended to the new expiration date.

YOU CAN SAVE MONEY!!

The WORKBASKET sells on newsstands for the very reasonable price of 15c a copy, or \$1.80 a year. By having a subscription you are assured of always getting your copy every month PLUS receiving the lovely hot iron transfers which are part of this valuable pattern and direction service when ordered regularly by mail, PLUS your pair of stamped pillow slips. Just sign (or print) your name and address on the coupon below, state whether it is a new or renewal subscription, and enclose only \$3.00 for The WORKBASKET for the next 24 months. That's a saving of 60c over the single copy price.

Such an unheard of liberal offer is bound to prove popular, so rush your FREE gift coupon before the supply is exhausted. You'll be glad you did.



Use This Coupon for Additional FREE Gift

Aunt Ellen
439 Handcraft Bldg.
Kansas City 16, Mo.

Please check whether new or renewal subscription
☐ NEW ☐ RENEWAL

Enclosed find \$3.00 for which please send me The WORKBASKET for two years—a copy a month for 24 months, plus the big initial collection of hot iron transfers for mail subscribers, PLUS the gift of the stamped pillow slips.

Name.....

Address.....

City..... Zone..... State.....


Extra! Extra! FREE, check here your favorite flower, and I'll send you an extra Surprise Gift FREE for promptness. ☐ ROSE ☐ LILAC ☐ PANSY ☐ LILY ☐ IRIS ☐ TULIP.

This offer limited to U.S. and Possessions

Versatile Medallion

This little medallion is quick to memorize and equally speedy to make up into chair or vanity sets, scarves or scarf ends. It is also adaptable to many other uses just by changing the joining of the medallions. One medallion, when made of number 30 thread, requires about 8 yards; use size 9 crochet hook.

Abbreviations: Ch (chain); dc (double crochet); hdc (half double crochet—thread over as for a dc, insert hook in st, pull lp through, thread over and pull lp through all three lps on hook at once); lps (loops); st (stitch);



EXCLUSIVE PREMIUM PLAN

Sell new TOP QUALITY Everyday Cards NOW. Build customer list for big Christmas card sales. Complete line of imprint assortments, personalized stationery, napkins, matches, playing cards. Over 100 items. RICHAR GREETINGS, INC., Dept. S-187, 41-40 27th St., Long Island City 1, N. Y.



Earn BIG MONEY as a graduate PRACTICAL NURSE

Train At Home in 12 Weeks!

The desperate shortage of nurses means Opportunity for YOU! Earn the Lincoln Certificate in 12 weeks' spare time and make high earnings year after year! Age, education not important. Earn while learning. Investigate today!

Average Price Per Lesson Only
LINCOLN Course available in
easiest installments. Write for **\$174**
FREE 16-page booklet:
"Careers in Nursing." Mail coupon!

The Lincoln School of Practical Nursing
Dept. 2010, 7070 N. Clark St., Chicago 26, Ill.
Rush 16-page FREE booklet "Careers in Nursing"

NAME _____

ADDRESS _____

CITY _____ STATE _____

sp (space); sk (skip); sl st (slip stitch); rnd (round).

Medallion: Ch 12, join in first st to form a ring.

Rnd 1: Ch 3, 23 hdc in ring, join to third st in ch-3.

Rnd 2: Ch 5, * sk 1 hdc, dc in next hdc, ch 2; repeat from * around; join last ch 2 in third st of ch 5.

Rnd 3: Ch 3, 2 dc in same sp, * ch 5, 3 dc in next sp; repeat from * around; join.

Rnd 4: Sl st across the 3 dcs and into ch 5, (ch 3, 6 dc, hdc) in ch 5, * (7 dc, hdc) in next ch 5; repeat from * around, join, cut and fasten thread.

Second Medallion: Repeat directions to rnd 3.

Rnd 4: Sl st over to ch 5, (ch 3, 6 dc, 1 hdc) in ch 5, (3 dc, sl st to center of petal of first medallion, 4 dc, hdc) in each of next two ch 5, * (7 dc, hdc) in next ch 5; repeat from * around; join, cut and fasten thread.

Small doily has 7 medallions, center doily contains 16 medallions. Each medallion is joined in two petals to adjoining medallions.

(Continued From Page 30)

itself well to being wrapped with black and lime green rope. When fitted with a matching shade, I had a "good as new" lamp. Salt and pepper shakers, coldcream jars and innumerable other objects were, in turn, transformed into new beauty.

My friends urge me to make these rope decorated items for sale but, since my time is limited for working on such things, I have devoted most of my efforts to making them to give as gifts and for my own use. However, the possibility of using a craft, such as this as a money-making proposition is great. The materials are inexpensive—the variety of objects to be decorated with crepe paper rope is limited only by one's imagination. The cost of equipment needed for the work is likewise slight. A hand drill, such as

150 NEW DELUXE BUTTONS

Tremendous bargain! Beautiful, expensive quality! All kinds in all sizes and colors. Numerous COMPLETE SETS of 6 to 12 matching buttons included! ALL NEW, no culls. 150 Buttons 25c. If you order 4 sets for only \$1.00, we'll send you a fifth set FREE of extra charge! Also FREE with \$1 order—amazing Buttonhole Maker. Fits any sewing machine. Include 5c extra for postage on each 25c order, 10c on \$1.00 orders. Sorry, no C.O.D.'s. Supply limited. Order NOW! Satisfaction guaranteed, or purchase price refunded. **BUTTON MART, Dept. 14-K, 510 St. Charles, St. Louis, Mo.**

25c

I use, can be purchased for less than \$3. A nut pick, or a similar pointed instrument, is useful to have for pressing ends of the rope into close spaces. One's fingers are, of course, the all important other tools for the work.

The satisfaction I gain by converting cast away articles into highly desirable objects of usefulness for my home and as gifts is what makes this type of work so fascinating to me. I've literally been "roped in" by my rope craft hobby.

NOW

Crochet with NYLON

SAVE!
BUY DIRECT
FROM MILL

Made From 100% DUPONT NYLON


SEND FOR SAMPLES!

THE FIRST IMPROVEMENT IN CROCHET IN 46 YEARS. Now you can crochet with 100% DUPONT Lustra Nylon. MORE LUSTRE than the finest imported cotton . . . everlasting lustre that CANNOT WASH OUT . . . Washes and dries as easily as your Nylon hose . . . No troublesome stretching and starching necessary. Even your fragile, single-strand designs will last for generations because Lustra Nylon is PRACTICALLY UNBREAKABLE. Your favorite patterns take on new interest and life. They seem to glow when made with Lustra Nylon. Friends will envy and admire your handiwork. Crochet with Nylon and create a permanent heirloom.

GET YOUR SAMPLES!

**MORE LUSTRE • CAN'T WASH OUT
NO STRETCHING OR STARCHING
5 STANDARD SIZES: 30, 20, 10, 5, 3
USE WITH ANY INSTRUCTION BOOK
COSTS NO MORE • BUY DIRECT FROM MILL**

8 FREE PATTERNS




DOILY



TABLECLOTH



TIE



CURTAIN



BAG

WONDERFUL NYLON COSTS NO MORE

It is lighter in weight—You get MORE yards per pound. Your choice of 14 BEAUTIFUL COLORS—5 standard sizes (30, 20, 10, 5, 3)—USE WITH ANY INSTRUCTION BOOK. Try LUSTRA NYLON once—You will always use it.

SEND FOR SAMPLES AND FREE PATTERNS—SEE FOR YOURSELF

Rush my samples of NYLON CROCHET in 5 sizes —my FREE PATTERNS and my Color Card. Offer good for limited time only. Please enclose 10c just to cover cost of handling and postage.

Name _____

Address _____

City _____ State _____

**LEEWARD MILLS, 173 W. Madison St.
Dept. SK-63 CHICAGO 2, ILLINOIS**



If you have questions about any aspect of gardening, whether they involve flowers, vegetables or house plants, send them to The WORKBASKET. Each month one of the nation's leading gardening experts, C. L. Quear, will answer those questions which are considered to be of the most general interest. We cannot undertake to answer individual questions by mail nor can we enter into any sort of correspondence about questions submitted. If the answer to your question doesn't appear immediately, don't be impatient. It, or a question similar to it, may be answered later. Address all questions to Flower and Garden Forum, The WORKBASKET, 24th and Burlington, Kansas City 16, Missouri. Write legibly or typewrite your questions and be sure to include your full name and address. Do not enclose money or correspondence relating to other subjects, such as subscriptions, as these letters will be handled by a special department.

I have six hydrangeas that look healthy but will not bloom. Please tell me how to make them bloom.
H. W., Indiana.

Hydrangeas are divided into two groups, greenhouse hydrangeas and hardy hydrangeas. The greenhouse

hydrangeas will grow outdoors and will come up each year but seldom bloom. Their buds are formed during the summer and fall and are frozen during the winter. If they are grown in tubs and are taken inside to a frost proof place and kept dormant until spring they will bloom year after year. All pruning must be done in early summer. Fall pruning will destroy the terminal buds. Practically every branch should give a good flower head as long as the end bud is not injured over winter. To tell how to handle a hydrangea to make it bloom one must first know the variety. The oak-leaved hydrangea is grown in the north for its foliage since the top is usually frozen to the ground and few flowers are produced. Hydrangea arborescens and hydrangea P.G. both bloom freely and easily outdoors.

I set out three rose of Sharon bushes and they grew beautifully for a while. Suddenly the leaves and buds turned yellow and

7 CACTUS PLANTS \$1^{only}

A BIT OF ENCHANTING MEXICO...in your very own home! Your friends will envy you these **7** DIFFERENT, exotic, healthy CACTUS PLANTS. All plants blooming size... two or more years old. Many from Mexico. All for only \$1 Satisfaction Guaranteed.

CASH ORDERS POSTPAID.

FREE!... IF YOU ORDER PROMPTLY! RESURRECTION PLANT

AUNT PAT
ROUTE 3, EDINBURG, TEXAS

dropped. What does it take to grow this shrub? I used Hyponex plant food, but they died anyway.
Mrs. H. D., Texas.

Hibiscus syriacus should be easy to grow in your state. Given a moderately rich soil and a moderate amount of moisture the hibiscus should become a bushy dense shrub in short order. The sudden death of your plants was probably due either to borers or overfeeding. An overdose of plant food may kill a plant very quickly and hyponex is a concentrated food. Destroy the dead plants and replace in the spring and watch for evidence of borers near the surface of the ground. Or better still, for the first two years keep the stem of the plant, from the ground up for a foot or more, wrapped with waterproof paper.


I purchased American Beauty rose bushes two different times and both times they have gone back to a little single white rose. Can you tell what I do wrong?
Mrs. R. T., Rhode Island.

The roses you purchased were grafted roses. When shoots come out below the graft, at the ground or below, they should be pulled or cut off. If left on the plant they soon destroy the grafted portion and the rose becomes merely a wild rose. Watch for sprouts below the graft among the rose bushes and remove them as soon as they appear. Usually they cause little trouble after the first year.

Should my Chinese bell flower (Platycodon) be divided or should it be left to grow undisturbed?
O. L., Oklahoma.

The Platycodon, or balloon flower, should be left undisturbed. The less it is bothered the better it will do. Seeds self sown may come up around the old plants and they may be moved in the spring if desired.

GROW MINIATURE TREES
FOR PROFIT & PLEASURE



Fabulous Money-Real Fun! Grow genuine live dwarf (Ming) trees. A terrific new business and hobby. Astounding details Free. Write —
DWARF TREES, Dept. 25
P. O. Box 355 • Briggs Station
Los Angeles 48, California

JUMBO BLOOM "Royal Red Velvet" AFRICAN VIOLETS



**Special
by Mail**

Only \$1 ea.
(2 for \$1.75)

**Blooms As Big As
Silver Dollars**

Here's my newest, most beautiful variety of African Violet. Lovelier than all the others with its gorgeous "Royal Red" blooms and big, big cool green leaves. Sent in bud or about to bud. Ever-blooming for years of beauty. Offered for a limited time at this amazing low price of only \$1 ea. or 2 for \$1.75. Send cash and I pay postage. (Or order C.O.D. plus postage.) If not delighted return for your money back. Order NOW!

MARIE KRUSE NURSERIES, Dept. 61306
Bloomington, Illinois

Send me....."Royal Red Velvet" African Violets

Name.....

Address.....



**SPECIAL
INTRODUCTORY
OFFER!**
To get new customers
we offer these
enchanted, lustrous
Personalized
Salt & Pepper Sets
ONLY 50c

Any first names beautifully hand-painted on these jolly figures of colorful china. Her name on Mamma's apron; his on the Chef's. Over twice as large as illustration. You'll love them! Pour easily from heads. They're darling. (Not more than 2 sets to each customer.) Each set can be personalized differently, if you desire, so you can give one away as a gift. Add 15c to each set ordered for postage and handling. No C.O.D.'s please.

GREAT AMERICAN SALES CO.
418 So. Wells St. Dept. 760 Chicago 7, Illinois

I have a pick-a-back plant, Tolmiea menziesi, which died. The leaves began to dry at the edges and the stem rotted until finally the entire crown rotted. This is the third one I have lost in this manner. I have sprayed with Volck and with Black Leaf 40. What can be the trouble? Mrs. H. P., Michigan.

A Tolmiea planted too deeply in the soil would die, in the manner you have indicated. The crown must be planted well above the soil surface or the plant will rot. Too much shade and moisture combined will also cause the plant to decay. It is entirely possible that the plants were sprayed with a too strong spray solution. Too much Black Leaf 40 shows up first in a burning of the edges of the leaves and may kill the entire plant.

Can you tell me why my peonies will not bloom? Buds grow to the size of a pencil eraser, but then die. Mrs. R. C., Arkansas.

Non blooming of peonies might be caused by shade, a late freeze, deep planting, spring transplanting, or botrytis blight. Probably blight is the cause of the trouble. The blight causes young growth to wilt, or causes the stems to turn black and the buds to turn brown and dry up. To control blight cut off and burn the tops of the plants in September and don't allow any manure or litter of any kind on the surface of the soil around the plants.

I am enclosing a sprig of fern leaf that has scale or something on it. I have sprayed, but it doesn't do any good. What shall I do? Mrs. S. W., Texas.

The back of your fern leaves are covered with spores. They belong there and they are a sign of a good healthy plant. The spores on ferns correspond to the seeds on other plants.

NEW "RED" IVY 35c

Special By Mail!




Most different, most beautiful house plant you ever saw!

Brand new! Will grow anywhere for anybody. Grows vine-like very rapidly. May get yard long. Amazing leaves have rich wide edging of varying contrasting colors. Stand out beautifully against burgundy red stems. We send 3 well-rooted starts for \$1 or 1 for 35c (enclose 10c extra with 35c orders for postage, handling). We pay postage on \$1 cash orders. Or sent C.O.D. plus postal charges. Return at once for cheerful refund if not pleased.

GIVEN with \$1 orders—new imported French Lily bulb. Blooms indoors or out. To order clip this.

OWEN NURSERY, Dept. 6462
Bloomington, Illinois



"A home
without flowers
is like the sky
without stars"

ONE DOZEN
R O S E S

\$1 ppd.

So real-looking you won't believe they are hand made as you pick them out of their sturdy, gift-wrapped, cellophane covered box!

Produced in our own factories in the U.S.A., we guarantee your satisfaction or money refunded.

Over 500,000 pleased customers! Actual size of box, 17" x 5"

These flowers will beautify your home. **WONDERFUL GIFT!** Excellent store decoration. Choice of life-like **ROSES, DAFFODILS, or DAISIES** . . . specify selection. (Why not order all three?)

Send \$1.00 cash or money order (Postage free)

FIRST AMERICAN-FLOWERS

Dept. WB

Box 85

New York 29, N. Y.

Established 1910

We have a French pussy willow tree three years old. May we shape and trim it as we do any flowering shrub? If so, when should it be done? Mrs. N. W. G., Michigan.

During January, February and March as you have use for pussy willows cut off branches from the tree all the while shaping it up as you desire. The branches cut off are lovely when brought into the house to bloom. After they have been in water inside for a week they may be peeled or they may be left to open naturally. In this way you get good out of the plant material removed and at the same time shape up the tree.

I have a gardenia plant that is infested with scale which came from an adjacent lemon tree. What can I use to destroy the scale? Mrs. C. K., Ohio.

On a cool cloudy day spray the plant with Volck one part to fifty parts of water. After two to four hours wash or syringe the plant with clear water using the hose nozzle. One careful spraying should remove all scale.

Last Chance! Copper Is Scarce!

SPECIAL OFFER
This Beautiful
**THREE-CHAIN
HANGING
COPPER
PLANTER**

98¢
Complete
**2 for
\$1.89**



Here's that rich-looking **THREE-CHAIN Solid Copper PLANTER** you've admired in expensive gift shops. It's glistening "Copper" beauty will decorate any room. Perfect for use alongside window or mantel. Measures about 10 in. high when hanging. Virtually a giveaway at this amazing **LOW PRICE**.

SEND NO MONEY!

CLIP THIS AD and MAIL with name, address and how many wanted. We'll ship C. O. D. on 10 day Money-Back Guarantee. Or mail price of this offer plus 10c and we'll ship postpaid.

**ILLINOIS MERCHANDISE MART, Dept. 1200,
1227 LOYOLA AVENUE • CHICAGO 26, ILLINOIS**



NOW CASH FOR HUMAN HAIR

QUICK CASH for human hair 12 inches or longer. Mail your hair to us. We'll make you a definite offer. If you accept we send check. If not we return your hair intact. Highest prices paid.

ShurOn Transformations
Dept. B, 12 EAST 22 ST., N. Y. 10, N. Y.

For many years manufacturers of Wigs, Toupees, and other hair pieces



FINAL CLOSEOUT OFFER!

**IMPORTED FROM THE FAMOUS
TULIP BULBS
GARDENS OF EUROPE**

100 BULBS Now Only \$1.98

EXTRA! . . .

**12 Gorgeous IM-
PORTED HOLLAND
DUTCH IRIS bulbs will
be sent you at no ex-
tra cost if you hurry
and send in your or-
der NOW.**

These are healthy, hardy bulbs—carefully selected from the finest planting stock of famous European gardens—already 1½" to 2¼" in circumference. Prize selection of famous young 1st and 2nd year bulbs. Available for the first time in America at this amazing price because we sent our own representative to Europe and bought the stock of these European gardens when the market price was low—and now are passing the tremendous savings to you! But you must order now to take advantage of this wonderful Tulip bargain—bulbs will be shipped in plenty of time for regular Fall planting.

SEND NO MONEY. Order now—pay later. Simply send name and address and when your carton of 100 Tulip Bulbs plus 12 extra IMPORTED HOLLAND DUTCH IRIS arrives pay the postman only \$1.98 plus C. O. D. charges. Or save more money—send cash with this order and bulbs will be sent prepaid. Don't miss this great Tulip bargain. Write today to

MICHIGAN BULB CO. Dept. ME1614, Grand Rapids 2, Mich.



SOCKS DARNED IN 8 SECONDS

NO SEWING! No Fuss! — this NEW easy way. Just apply heat with hot iron or lighted lamp bulb. Amazing Knit Fabric blends with sock. Equally useful for tears in trousers, skirts, etc. Guaranteed Neater. Softer and WASHPROOF. Send only \$1.

MAGIC DARNING KIT

Includes over 100 Soft Knit Darns in wide assortment of colors and Darning Knob. **\$1.00**


PLASTI-STITCH, INC., Dept. W-3, 70 E. 45th St., N. Y. C. 17 **10¢**

LOOK YEARS YOUNGER!

Ladies, if your skin is dry, lined, wrinkled or marred by brown blotches, learn amazing facts.

**Send For FREE BOOK
ON SKIN PROBLEMS**

Wonderful method for regaining a glowing youth-like complexion. Send no money. Write today for Free Book



SIBYL DRAKE, 1111 Grand, Dept. Q, K. C. 6, Mo.



MING TREE KITS

MAKE your own Ming Tree and save 50% of the cost of a completed tree. All kits contain imported figurine, instructions for assembling and all necessary material for completing tree and base.

6" Kit \$1.00 ea. ppd.
8" Kit 2.45 ea. ppd.
12" Kit 4.95 ea. ppd.

Send check with order; no C.O.D.'s please. Illustrated folder on other kits and bulk material available.

ORIENTAL GARDENS

181-M SO. ROSEMEAD, PASADENA 10, CALIFORNIA

GIANT BLOOM "Jumbo Red" AFRICAN VIOLETS

Special by Mail!



Only **\$1** ea.
(2 for \$1.75)

Blooms up to 2" across!

Amazing new variety African Violet with beautiful giant "Jumbo Red" blooms the size of silver dollars! Largest yet produced. Fancy big green leaves. Ever-blooming variety. Sent budded or starting to bud. Special introductory offer—\$1 ea.; 2 for \$1.75. Postage paid on cash orders, or SEND NO MONEY. Pay postman plus C.O.D. postal charges. Safe arrival guaranteed. You can return for money back if not delighted. Order NOW while supply lasts.

OWEN NURSERY, Dept. 6463, Bloomington, Ill.

Name.....

Address.....

.....Send me.....Violets

I have lost 100 gladiolus bulbs this year. The leaves turn yellowish brown and can be pulled from the stem and the bulbs rot. Any information you can give me will be appreciated. Mrs. R. W., Ohio.

The scab or neck rot is scarcely noticeable on the dormant bulbs but it is carried to the garden on the old bulbs. It causes decay of the lower six or eight inches of the growing plant, the leaves turn yellow and the old bulbs rot. At planting time treat the bulbs by soaking them for two hours in a solution of one ounce of corrosive sublimate to six gallons of water. Then plant the bulbs at once in a new location.

Can you tell me what causes green lice to develop on the roots of young aster plants? M. H., Wisconsin.


Plant lice attack the roots of many plants such as asters, poinsettias, palms, etc. They vary from bluish green to white in color and soon stunt the growth of the plants. Soil where horse-weeds, nettles and similar types of weeds grow is usually infected with plant lice and if this soil is used for growing asters they too will usually become infected. The best remedy is to grow asters in soil that has not grown plants that could serve as a host to the plant lice. Soil from a clean sod field is usually free from this pest.

Can I dry gloxinia bulbs after the plants are through blooming and then plant them again so they bloom during the winter months? Mrs. J. M. L., Illinois.

Gloxinias should be dried off when through blooming but they should be allowed to rest until January or February. Gloxinias are summer blooming plants and they cannot successfully be bloomed before early summer.

Handkerchief Edge

Tatting and fine lace are combined to make this dainty edge. The finished edge is about one inch wide—using lace ½ inch wide and tatting thread. White, color or a combination of colors may be used. You will need a shuttle and a ball.



Abbreviations: Ch (chain); ds (double stitch); p (picot).

Join thread to handkerchief edge, on the ball thread ch 7 ds, join to lace, 7 ds, leave about ¼ inch space and join to handkerchief edge, continue around, fulling slightly, especially at corners. Cut and fasten off.

Join thread to free edge of lace, ch 6 ds, p, 6 ds, leave about ¼ inch space and join to lace, 6 ds, p, continue around. Cut and fasten off.

Join thread in p, ch 6 ds, p, 6 ds, join in next p, 6 ds, p, continue around. Cut and fasten off.

The shine can be removed from some materials by rubbing with hot vinegar and sponging with ammonia.

Plastic napkin holders may also be used to hold letters, recipes, etc.

NYLON YARD GOODS

Originally manufactured for U. S. Government under rigid inspection.

45 inches wide. 100% Pure Nylon cut from full roll to your order. White only. An excellent, durable quality, perfect for dresses, blouses, curtains, dozens of other uses. It's easy to dye, to launder, never needs ironing, dries one hour. Send check or M. O. today. If C.O.D.—send \$1 deposit. SATISFACTION GUARANTEED.

95c per Yard On orders of 10 yards or more. Postpaid.
Less than 10 yds.: \$1 per yard

ALSO: Same Nylon as above in exquisite TANGERINE or GREEN FOLIAGE PATTERN COLOR: 70c per yard on 10 yds. or more. (75c per yard if less than 10 yds.)
AMERICAN AGENCY, 799-C BROADWAY, New York 3, N. Y.



“My deafness used to make me feel so conspicuous! I was afraid to go places—people stared at me, no one accepted me as a normal person. Now I’ve forgotten I’m deaf, and nobody else notices it either—thanks to the wonderful new Sonotone. I hear through a tiny jeweled pin with *no outside microphone cords*, and the wonder of the new Sonotone is that it gives an entirely new type of hearing, with unmuffled reception and no clothes-rub noise. Profit by my experience—mail the coupon now.”

SONOTONE

Box W-7 Elmsford, N. Y.

FREE!

Please send illustrated booklet, “HERE’S BETTER HEARING”

Name.....
Address..... Apt.....
City..... State.....

AT LAST! SOMETHING NEW and SENSATIONAL in CHRISTMAS CARDS

MAKE Extra MONEY FAST!

Superb Satin Velour & Metallic Show Rich New Cards never before offered. Amazing Value! Gets Easy orders FAST! Pays up to 100% Cash Profit. FREE Samples of 80 Gorgeous Christmas Cards With Name 50 for \$1.25 up. 80 Assortments, Personalized Book Matches, Stationery, Gift Items, Playing Cards, Several \$1.00 Boxes on approval. **WRITE TODAY!**

50 for \$1.25 With Name FREE Samples

PURO CO., 2801 Locust, Dept. 180-M, St. Louis 3, Mo.

RUG BRAIDER SET

Make a beautiful reversible Braided Rug in a few hours from old clothes, blankets, etc. **NO PINNING, SEWING OR PRESSING necessary.** Set of 3 metal braiders, lacer and instructions included.

NOW! BOTH \$100

HOOKED RUG MAKER

Make a lovely Hooked Rug to add new charm and color to your home. Rug Pattern Catalog and complete instructions included. Sent postpaid or C.O.D. plus postage. Money Back Guarantee. Take advantage of this Bargain Offer TODAY!

REDDEN SALES 8754 Indiana Ave. Dept. WB-21 Chicago 19, Ill.

Start NYLON Club in Your Neighborhood



MAKE EXTRA MONEY IN YOUR SPARE TIME!

NYLONS GUARANTEED 9 MONTHS



CHEVROLET given as EXTRA BONUS

HOSE FOR OWN USE Sent With Outfit

You can have a lot of fun starting a Wil-knit NYLON Club. Friends and Neighbors give you orders for beautiful NYLONS—Then, as members of your club, depending on quantity, they get new Nylons absolutely FREE, if their hose wear out, run, or even snag—**from any cause whatever**—within NINE MONTHS. Every ORDER means **extra spending money for you.** Many hundreds have made as much as \$20 or \$30 EXTRA MONEY the first week—and more! I can also arrange to have a new Chevrolet delivered to you by your local dealer as a bonus—so you can drive around to call on your Club Members. I hope you will send me your name on a penny postcard so I can send you all this money-making information... My Money-Making Plan is absolutely FREE. Please send your hose size also. Write today! Just address postcard to me, **L. LOWELL WILKIN, WIL-KNIT HOSIERY CO., 23110 Midway, GREENFIELD, O.**

(Continued From Page 13)

1 lp, sc in the tr, ch 6, sk 1 lp, three 3 tr cluster sts with ch 4 between each cluster st in next lp, repeat from * around, ending rnd to correspond, join.

Rnd 18, 19: Repeat rnds 16 and 17.

Rnd 20: Sl st into lp, * ch 6, sc in next lp, repeat from * around ending rnd with ch 3, dc in sl st.

Rnd 21: * Ch 7, sc in next lp, repeat from * around ending rnd with ch 3, tr in dc.

Rnd 22: Same as last rnd, but ending rnd with ch 7, sc in tr.

Rnd 23: Beginning of ruffle—Sl st into lp, * (ch 8, sc in same lp) twice, ch 8, sc in next lp, repeat from * around ending rnd with ch 4, tr in sl st.

Rnd 24, 25: * Ch 8, sc in next lp, repeat from * around ending each rnd with ch 4, tr in tr.

Rnd 26: * Ch 5, work a 2 tr cluster st in same sp, ch 5, sl st in next lp, repeat from * around.

Rnd 27: Sl st to top of next cluster st, * ch 8, sc in top of next cluster st, repeat from * around ending rnd with ch 4, tr in top of first cluster st.

Rnd 28: Same as rnd 24 except end with ch 8, sc in tr.

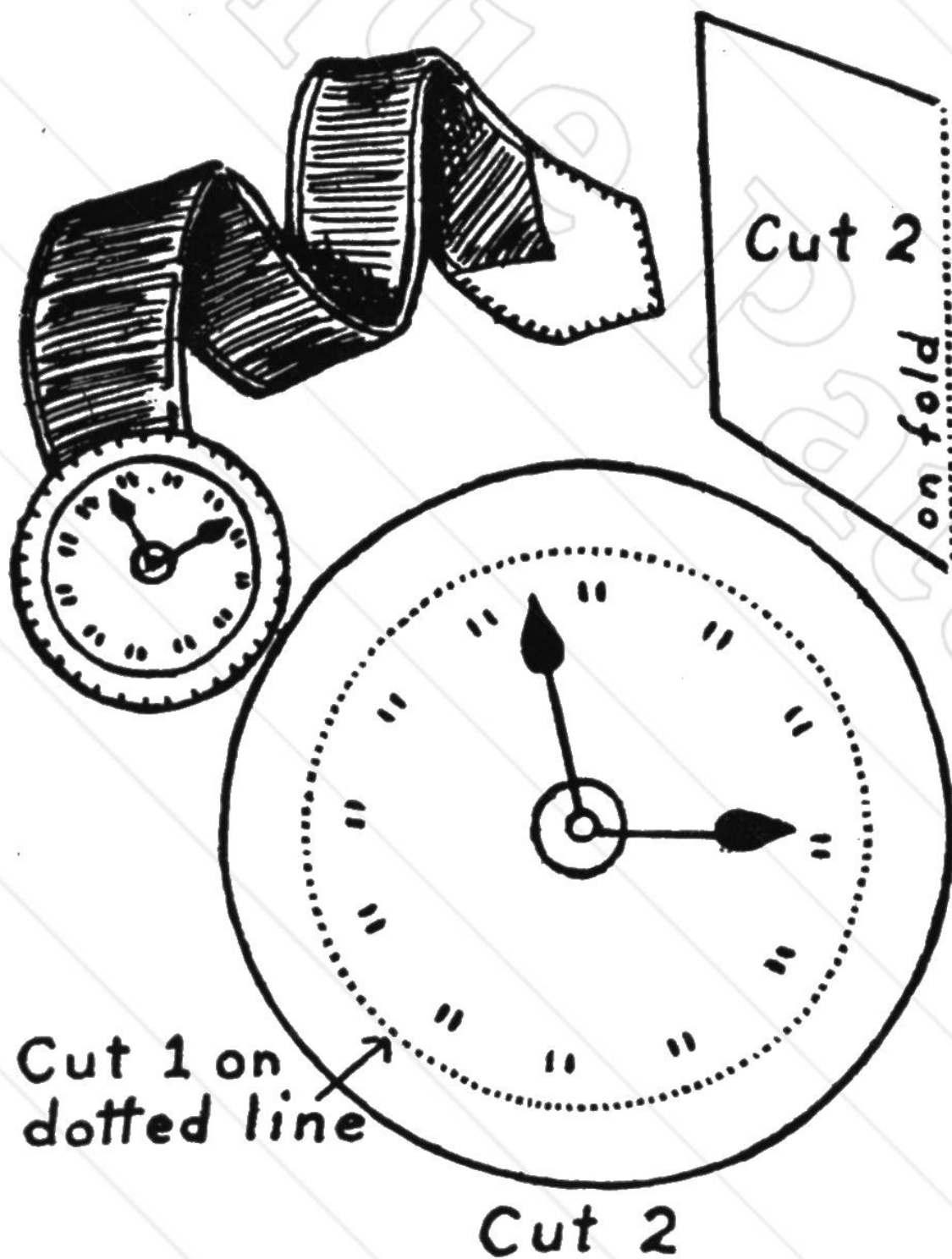
Rnd 29: Sl st into lp, ch 4, 2 tr cluster in same sp, ch 5, sl st in 4th st from hook for a p, ch 1, a 3 tr cluster in same sp, * ch 6, sc in next lp, ch 6, cluster st in next lp, ch 5, sl st in 4th st from hook for a p, ch 1, cluster st in same sp, repeat from * around, ending rnd with ch 6, sc in next lp, ch 6, join and cut thread.

Starching—Dissolve ¼ cup starch in 1 cup cold water. Boil slowly over a low flame, as it thickens stir in gradually about ¾ cups of cold water. Boil, stirring constantly until starch clears. This makes a thick pasty mixture.

As soon as starch is cool enough to handle, dip doily and squeeze starch through it thoroughly. Wring out ex-

tra starch. The doily should be wet with starch, but there should be none in the spaces. Pin center of doily in position according to size and leave until thoroughly dry. If steam iron is used, iron ruffle after it is dry. If regular iron is used, dampen ruffle slightly before pressing. Pin folds of ruffle in position and leave until thoroughly dry.

Clock Book Mark




Everybody has scraps of felt and ribbon; use them to make the clever book mark shown in the illustration.

Cut a twelve-inch length of black grosgrain ribbon. Cut dial plate of white felt and embroider face with one strand of black embroidery floss. Sew dial plate with tiny overcast stitches to a larger red circle of felt. Sew one end of ribbon to inside of backing—second red circle at top. Sew red front and back sections together with overcasting stitches, stuffing lightly with cotton. Sew other end of ribbon to inside of back section of red top, then overcast the two red sections together. Other color combinations may be used.

SEND FOR
Shillcraft
Readicut
RUG BOOK

Get our colorful Rug Book. Discover how easily you can make a beautiful, enduring Shillcraft Readicut Rug. No bulky frame or heavy loom needed! No winding, sizing or trimming. Our Readicut 100% English Virgin Wool Yarn is PRE-CUT in correct lengths, ready to use. Patented Latchet Hook ties yarn securely on sturdy English Canvas; will not ravel or pull-out; can be vacuumed or cleaned with safety.

Save 25% to 35%
Buy from
Importer



... when you purchase unit-by-unit. Or, buy the COMPLETE Shillcraft Rug Outfit at one time for greater savings! Full information and prices with illustrated Rug Book. Fill in coupon today.

No Experience Necessary!

So easy even a child can make a glorious, professional-looking Shillcraft Readicut Rug. Many women beautify their homes with these durable all-wool rugs—others make them for stunning gifts. You can too. Enjoy this fascinating hobby—send for your Rug Book.

Shillcraft

Dept. W, 106 Hopkins Place
Baltimore 1, Maryland

Please send me your Shillcraft Readicut Rug Book, showing 20 distinctive rugs in full-color. I enclose 25c (in coin) for book and postage.

NAME
(Please Print)

ADDRESS

CITYZONE.... STATE

Leathercraft

There are many, many leather projects that you can make, such as coin purses, billfolds, comb cases, book marks, glass cases, key ring cases, and numerous other articles.

A beginner should always choose a simple design, one that has mainly straight lines. You can create your own, choose one given in this article, or select one from a book or magazine. It is wise to make a paper pattern the same size of the article you are going to make. Be sure your design will fit; allowance must be made for lacing, for folds and snaps. The design must be absolutely flawless because it is impossible to remove lines or mistakes from leather.

Make a temporary guide for cutting article by laying your design on card-

board, trace around outer edge or use carbon paper. Cut around outside lines carefully; make sure all edges are smooth. Lay pattern on leather and mark; use hard white chalk or colored pencils to mark dark leathers and a lead pencil for light leathers.

It is important that you have a sharp knife and a good cutting board. When cutting, stop knife about $\frac{1}{16}$ of an inch from each corner and reverse the direction of the knife by placing point directly at the corner and complete the cutting. This eliminates cutting past corners; also there is less waste of leather.

Tooling calf and most other leather must be made pliable by moistening or it will not hold a good impression. Moisten the flesh or unfinished side of leather with a clean sponge and cold water. Sufficient moisture has penetrated the leather when the grain side begins to darken. No matter how small a portion is to be tooled, it is necessary to moisten the entire piece. Utmost care should be taken after dampening the leather, because the slightest impression will show—even fingernails will leave marks. Leave the dampened leather on a flat surface, such as plate glass, a piece of marble, a work table or hard maple board. Thus it dries in its original shape. Don't put wet leather in oven or strong sunlight to dry.

You are now ready to trace design on the leather. Center and place design face up and on the finished or grain side of leather. Place masking tape across corners to hold design; this also keeps the leather from moving on the working surface. Hold tracing tool (a nut pick or orange stick can be used) just like a pencil. Curved lines may be made free hand but use a rule for all straight lines and edges—use the same

GET OUR BOOK FOR EASY-TO-MAKE PROJECTS

Big 68-page Osborn Catalog No. 18 lists hundreds of leathercraft items your students can easily make. Many practical and inexpensive items on which they'll enjoy working. Send 25c to Dept. W.B. for catalog.

OSBORN BROS. SUPPLY CO.

223 W. Jackson Blvd.

Chicago 6, Ill.

LET'S FACE IT!



YOU GET \$25

FOR SELLING ONLY 50 BOXES CHRISTMAS CARDS to your friends and fellow-workers, 21 for \$1 and 50 for \$1.25 with name on. You make up to 50c on each box. Send for Selling Plan and samples on approval. Costs nothing to try.

MERIT CARD CO.

370 Plane St., Dept. 56 Newark, N.J.

GET THIS NEW FREE HOME CRAFT CATALOG



Lists complete industrial arts, home craft, occupational therapy supplies. Tools, materials, books and instruction aids for working in metals, wood, leather, reed, cane, pottery, etc. Includes book-binding, basketry, toy-making, looms and weaving. Write today.

J. L. HAMMETT CO., 292 Main St., Cambridge, Mass.

even pressure in tracing all lines. It is safe to raise one corner of design to make sure the impression of design can be clearly seen. Remove the paper pattern after you are sure all lines have been traced.

Outline tooling is one of the easiest ways to decorate leather. Place the leather on a smooth flat surface and go over the outline of design lightly. When tooling, work from the corners and toward the center of article so the leather will not become stretched. Continue tracing over the outline, increasing the pressure each time, until design is clear and lines are of sufficient depth. Remember to make all straight lines with a rule or some form of a straight edge.

The head of a finishing nail can be used for filling in the background—hold in vertical position and tap pointed end lightly with hammer, or use a deerfoot tool. Hold tool in vertical position, and move it back and forth over the work with firm even pressure, allowing the tool to press the background down around the design. Edges of design can be rounded by using the broad end of a modeler to smooth them off a little. This is called flat modeling and is considered a little harder to do. The design is just opposite that of outline tooling, for the design stands out and background is depressed.

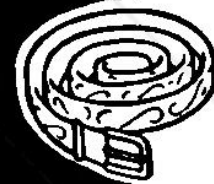

Stippling the backgrounds of designs makes the design stand out beautifully. The ball point modeler is used in a tapping motion to enrich the background. Be careful and do not puncture through the surface of the leather.

If you have made an error in tooling, place the pointed end of modeler under leather with point up and push up the part that is mis-tooled. If you make these corrections before the tooling is completed, the part that is pushed up may hardly show at all.

EVERYTHING IN LEATHERCRAFT

For Beginners - For Professionals

For Advanced Hobbyists



America's Most Complete Stock of Kits, Leathers, Tools, Supplies

It will pay you to get acquainted now with LARSON Leathercraft. Easy-to-Assemble kits for beginners require no tools or experience to make belts, billfolds, purses, gloves, woolskin animals, etc. Complete stock of moderate-priced tooling leathers, top-quality calfskins, tools, supplies for advanced hobbyists and leatherworkers. Send 10c TODAY for big illustrated catalog.

J. C. LARSON CO., 820 So. Tripp Ave.
Dept. 832, CHICAGO 24, ILLINOIS



Princess Doll



Chenille
Rose
Corsage



Earn EXTRA CASH Making ARTIFICIAL FLOWERS AT HOME! IN SPARE TIME!

Quick and easy to turn spare minutes into dollars. Make gorgeous chenille Rose Corsage or adorable chenille Princess doll. You get all materials, easy A-B-C instructions plus a complete saleable SAMPLE—all for \$1 each kit, postpaid. **SEND NO MONEY.** Send name, address, and state kits desired. Pay postman only \$1 per kit—2 kits for \$1.89—or 5 assorted kits (including crepe paper rose spray, wood fibre gardenia and chenille violet corsages)—all 5 only \$4.49—plus C.O.D. Satisfaction guaranteed or your money back. Big catalog only 25c; refunded on first order. **FLOWER MATERIALS CO., Dept. 10-LL**
Largest Make-It-Yourself Supply Center
229 So. Wabash Ave., Chicago 4, Illinois

Personal PHOTO Christmas Cards

from your own
negative...

including envelopes

Limited Trial Offer . . . only
one order to a customer

**20 \$1 PLUS 10c
FOR 1 SHIPPING**

FREE SAMPLE — Just send snapshot negative for free sample DeLuxe Yulecard, the original photo Christmas Card. Please include 3c return postage. Negative returned with sample and illustrated folder. (If without negative, send photo and 50c for new negative.) See before you buy. No obligation. Satisfaction guaranteed. Offer expires Dec. 1. **YULECARDS, DEPT. 43, QUINCY 69, MASS.**



IT'S PROFITABLE TO MAKE and SELL HATS

Our wholesale price 32 page catalog includes **EVERYTHING USED IN MILLINERY** — Blocks, Findings, Feathers, Flowers, Wire and Buckram Frames, etc. Send 25c for catalog illustrating thousands of items **AND YOU'RE IN BUSINESS.** 25c refunded on first order of \$2.00 or more.

LOUIE MILLER—Millinery Supplies

225 N. Wabash Ave.

Dept. CJ

Chicago 1, Ill.



MAKE YOUR OWN!
WITH
GRIFFIN LEATHERCRAFT KITS
• Best assortment of tools, materials
in U. S. A.! Send 25¢ for 116-page
catalog. (Money refunded first order.)
GRIFFIN CRAFT SUPPLIES
5626-E Telegraph Avenue, Oakland 9, Calif.



Learn Shellcraft - It's Fun!
EARN EXTRA MONEY! BIG
BEGINNER'S KIT
Learn a fascinating hobby that
will earn you extra dollars. Be-
ginner's Kit with material for
colorful brooches, earrings, place
cards, barrette, etc., instructions, and REAL shell
flowers to copy. Biggest kit on the market \$3.50
postpaid.
NEW GIANT CATALOG—Hundreds of kits in shell-
craft, dresdenware, sequins, plastics, rhinestones, etc.
Send 25c today.
SHELART, 3203 6th St. So., St. Petersburg, Fla.

SKIRTS MATCHED TO ANY JACKET—MADE TO MEASURE

Largest selections, all shades Gabardines, Charmaines, Sharkskins, Fancies. Send sample or skirt. Will Send free sample for your approval. Cloth sold if desired.

Write
AMERICAN MATCH PANTS CO., Dept. 945
20 W. Jackson Blvd., Chicago 4, Illinois

We Trust You

Here's YOUR opportunity
to earn EXTRA MONEY
QUICK—as much as you
want.

Almost every family will buy
at least a few of these popu-
lar, large home size Diamond Mottoes at—

ONLY 25c EACH

Wouldn't you like to have plenty of extra spending
money—just by selling our most beautiful religious
mottoes at only 25c each. They sparkle with brilliant
red, blue, green, silver and gold colors—just like tiny,
beautiful diamonds! Yes, anyone can sell these mottoes!
They sell on sight! You SEND NO MONEY in advance
and you don't pay the postman. WE TRUST YOU. Just
write, "Send me 24 assorted large size mottoes to sell
at 25c each." After you have sold all 24 mottoes, YOU
KEEP \$2.00 and send us the balance of \$4.00. Start
earning money RIGHT AWAY!

Diamond Motto Associates, Inc.

922-11 Manchester St.


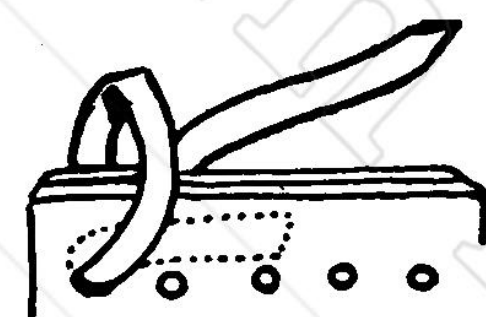
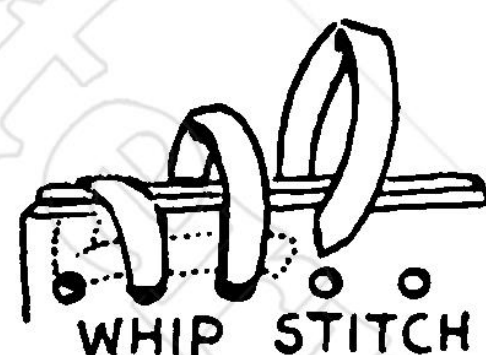
Lexington, Ky.

Leather must be skived in nearly any
project you undertake. It simply means
thinning or beveling the edges to be
laced or sewed and the thinning of
leather at folds to make them more
pliable. For a good skiving job, the
knife must be very sharp, thus avoid-
ing any ragged edges.

If the article you are making is to be
laced, use a leather slit punch or thong-
ing chisel. Any small object similar in
shape that can be found around the
house may be used to make the slits.
Place leather right side up on a flat
surface to make slits. Hold thonging
chisel in vertical position and tap it
lightly with a wooden mallet. Be sure
all slits go completely through leather.
Continue around article, spacing slits
evenly.

There are different lacing stitches
but the two most popular are the whip
and single buttonhole stitch.

Whip Stitch—This particular lacing
is used mostly for decoration or on
edges where there will be no excessive
wear. It takes about three times as



much lacing as the distance to be
laced. Make sure the edges to be laced
have been skived, punched and are
ready to be laced. Never use too long
a lace as it stretches when it is pulled
through the slits. To begin, take about
a yard length of lace and skive one end
on the flesh side back about 1/2 inch.
Cement this end to the inside or be-
tween the lining and the cover at any
starting point (see dotted line on illus-

tration). Or the end may be threaded under several stitches on the back at the finish of the lacing. Point or shape the end of lace and dip in clear nail polish, household cement or glue to hold the end firm while lacing. Now bring it over and insert it in the first slit. Work from left to right, holding the finished side toward you. Open slits slightly with an awl if necessary. Pull lace through until it is tight against the edge of the leather. Bring lace back over edge and continue the over and over stitch. When you come to within an inch or two of end of lace, splice leather lacing as follows: Skive ends of laces back about $\frac{3}{4}$ inch, one on right side, one on back. Put a thin layer of rubber cement on both skived ends and allow to set a few minutes, then press ends firmly together. Plastic lacing is spliced by vulcanizing skived ends with the heat of a match. It is necessary to go twice through one or two of the slits for a rounded corner. The same tension and slant must be retained to make lacing uniform. End lacing by going through the first slit a second time, then run it under several stitches on the wrong side and glue down. Plastic lacing cannot be glued to leather, but should be woven through beginning stitch and pulled to inside.

Single Buttonhole Stitch—This type of edge lacing can be used on almost any project and is the most popular of all lacing stitches. It requires approximately 5 times as much lacing as the

FOR PROFIT OR GIFTS



**BOOK
ON
ART
CRAFT**

LEARN how to decorate burnt wood, glorified glass, pre-designed sketching boards, etc. Write to Department W10-51

Thayer & Chandler, 910 W. Van Buren St., Chicago 7, Ill.

Lovely PLASTIC APRON

TO WOMEN WHO WANT
TO MAKE MONEY

We discovered an amazing new, easy way to make money! Tremendous earnings made! Spare or full-time! No experience necessary. No age limits. We'll give you all facts FREE! We'll also send a beautiful Plastic Apron FREE for your trouble. Supply is limited. Send your name and address TODAY!

L & M Co., Dept. 20-K, St. Louis, Mo.



Use this easy proven plan to get the money you want for Christmas shopping. Show "Sell-on-Sight" Christmas Cards to folks you know. You need no experience. You make \$50 selling only 100 new 21-card \$1 Assortments.

BIG LINE OF MONEY-MAKERS

...includes EMBOSSED Name-Imprinted Christmas Cards low as **50 for \$1.25**. Also Personalized Stationery, Gift Wraps, many more. Imprint Samples sent FREE, Assortments on approval. Write for yours NOW!

HYCREST CARD CO., Dept. 949
78 CHAUNCY ST., BOSTON 11, MASS.

distance to be laced. With about one-yard length of lacing, start the lacing any convenient place; fasten as described under whip stitch. Point the other end and stiffen with glue or nail polish. Hold article in left hand with finished side toward you; lace from left to right. Insert lace in first slit with finished side of lace toward you, pull through to form first loop. Now bring the lace toward you, keeping the



REPEAT DESIGN FOR BELT

HUNDREDS OF THINGS TO MAKE... THINGS TO DO



Here are crafts of all kinds . . . copper jewelry and shellcraft . . . projects in leather, plastic and other exciting materials . . . something for every member of the family. Kits contain all necessary tools, materials, patterns and instructions. Send 10c now for fascinating 48-page illustrated catalog.

BEAVER CRAFTS Inc. Dept. FF-12
11558 S. Wentworth Ave., Chicago 28, Ill.

FREE Catalog



Save on Cottons



Substantial savings on hundreds of selected Cottons! Buy direct from famous cotton specialists! Beautiful styles, fabrics, household Cottons . . . all fine guaranteed quality! Join the hundreds of thousands who buy and save year 'round . . . outfit entire family and home! Get FREE CATALOG to show you how NOW! Just send name and address!

SOUTH CAROLINA MILLS, Dept. 660, Spartanburg, S.C.

end or point of the lace to the left. Insert lace in loop just formed, going from left to right (see illustration).

Pull first loop tight; always be sure lacing is straight. Tighten the second loop and finish tightening it by placing thumb of left hand over the entire stitch and pulling the thumb down toward the slit as the lace is tightened. Bring lace over and insert it in the second slit to begin a new stitch. Continue as before, pulling all stitches alike so as to keep the same slant. Two stitches may be taken in one or more of the thong slits at each corner. Join lacing to starting point by opening the second loop of the first stitch with an awl and pull lace through it, tight. Then insert it through the first slit until a half inch remains. If lacing double thickness of leather, pull through one layer of beginning slit—leave $\frac{1}{2}$ inch, and cement to inside (see dotted line on illustration). The lace may be drawn through to the back and threaded under several stitches and then cemented in place.

The second method of splicing is faster and best when lacing two or



more thicknesses of leather. Leave about 1 inch on old lacing and pull through one layer, turn and lay along edge (see illustration). Insert new lacing through other layer at same slit (see dark lacing on illustration) and continue as before.

In order to bring out the beauty of any article, it must be finished properly. Place the laced edge on a hard smooth surface and tap lightly with a smooth faced hammer. This makes the lacing uniform and smoothes it out. Now apply a small amount of saddle soap to the leather with a damp cloth. Let it dry a few minutes and then polish with a soft cloth.

Steps For Making a Bookmark

1. Cut cardboard pattern same size as bookmark.

2. Trace to leather and cut out two with sharp razor or knife. Use rule as guide.

3. Trace design to tissue paper. (Make 2 tracings.)

4. Moisten leather and put on hardwood board or marble slab.

5. Center design on leather. Tape to slab thus holding leather and design in place.

6. Use tracing tool for tracing design to leather. Remove paper only after checking to be sure all lines are plainly visible on leather.

7. Deepen all lines on design.

8. Background may be done with deerfoot tool or a stippled effect may be attained by using ball point modeler.

9. With thonging chisel or punch make slits all around for lacing.

10. Skive flesh edges which are to be joined by lacing. Leave open side as it is.

11. Start at A and on one thickness only, follow arrow and lace with whip or buttonhole stitch to B.

BIG MONEY

ASSEMBLE

METALLIC

LAPEL PINS

Amazing Big Profits at home. Fascinating hobby. Assemble Original Love Birds made from jewel-toned sequin strips. Easy directions — No skill required — weave 10-12 pins per hour — sell for \$2.50 or more. **SPECIAL INTRODUCTORY KIT** includes one **ASSEMBLED LOVE BIRD**, directions, supplies and pre-cut material for **SIX ADDITIONAL LOVE BIRDS**. Sell these for \$15 profit. Send only \$1. **MONEY BACK GUARANTEE**. Order now for fast easy profits. **Catalog 10c. FREE with order.**

\$1.00

MASON'S, Great Neck 24, N. Y.



HERE'S AN EASY WAY TO EARN

BIG MONEY

IN YOUR SPARE TIME



Sell Amazing Value

CHRISTMAS CARDS

Make \$50 . . . \$100 quickly and easily for Christmas. Just show **FREE SAMPLES** of our sensational 50 for \$1.25 and 40 for \$1 **NAME-IMPRINTED** Christmas folders. Orders come fast from friends and neighbors. Your big profits mount at an amazing rate . . . just in spare time!

Big Money-Making Line

You also earn extra profits with top line of Box Assortments. The 21-card "Southern Beauty" Christmas Assortment sells like magic at just \$1.00. Quick sales pay you up to 100% cash profit! Humorous, Gift Wraps, Stationery, Everyday Boxes and many more big profit - producers sell fast . . . make your earnings grow!

No Experience Needed!

Start now. Write for **FREE Imprint Samples, Assortments on Approval.**

Southern Greeting Card Co.
216 South Pauline Street
Dept. H-2, Memphis 4, Tenn.
Rush Sample Assortments on approval, Imprint Samples FREE!

NAME _____

ADDRESS _____

CITY _____ ZONE _____ STATE _____



FREE
Samples

Mail Coupon Now!



HIGHWAY PIONEER

Construction Kit

\$1.00 Postpaid
each

Model T Ford
Model A Ford
1900 Packard
1903 Cadillac
1909 Stanley Steamer

Kit incl. cement
Send payment with
order. No C. O. D.
or Charge.

CLEVELAND CRAFTS CO.

Dept. F 735 Carnegie Ave., Cleveland 15, Ohio



Amazing New Plan!
DRESS for YOU
FOR ORDERING 3!

Pay no money! Your choice of gorgeous new dress in your favorite style, size and color **GIVEN TO YOU** for sending orders for only 3 dresses for friends, neighbors, or members of your family. That's all... and your own dress is included without paying one cent. **FREE SAMPLES!** Write for big Style Presentation showing scores of latest fashions... actual sample fabrics in nylon, rayon, cotton dresses; lingerie, hosiery, and children's wear, sportswear, suits, etc. No money needed. **EARN CASH TOO — Up to \$7.00 in a day IN SPARE TIME!** You can get complete wardrobe and **EARN CASH TOO... IN JUST SPARE TIME... EASY!** Write Today giving your dress size and age.

Harford Frocks, Dept. E409, Cincinnati 25, Ohio

12. Now match slits of both pieces and starting at B, lace together around to A.

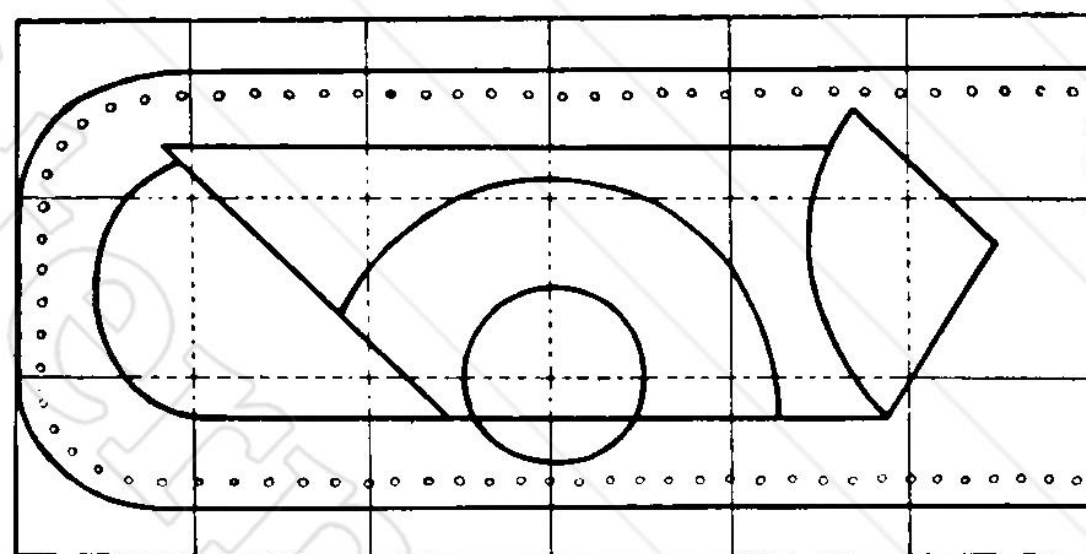
13. Lace remaining open edge from A to B.

14. Place bookmark on smooth surface and tap lacing lightly with a hammer.

15. Wash and polish with saddle soap.

Eyeglass Case

Squares for eyeglass case should be enlarged to one inch or one half inch for larger glasses. Cut length to fit glasses.



EYE GLASS CASE

Belt Design

To make belt simply repeat this design for the length of belt. Tool in outline only or depress background if you desire. Add buckle of your choice and cut slight point at opposite end.

Belt Design On Page 45

Leathercraft Books

General Leathercraft
By Raymond Cherry
Leather Techniques and Designs
By John W. Dean
107 Leathercraft Designs
By John W. Dean
Leather Braiding
By Bruce Grant
Leathercraft
By Robert L. Thompson
Leather Art
By F. O. Baird
How To Make Gloves
By Eunice Close



Ribbons

BARGAIN BOXES. Riot of colors. Gorgeous variety Satin, Moire, Plaid, etc. All new, 1 to 5-yd. pieces. $\frac{1}{4}$ " to 3" wide. • 70yds. \$1 • 175yds. \$2 • 350yds. \$3
Exquisite variety, Lace, Eyelet Embroidery and Trimmings. 2-yd. lengths. $\frac{1}{2}$ " to 2" wide — \$3.00 value... Sent Postpaid or C.O.D. plus postage. Money Back Guarantee.
WOTRING CO., Catasauqua 19, Pa.

MAKE \$27.50 A DAY

Even beginners sell 50 full-value Fanmour Christmas Boxes a day and make \$27.50. Up to 100% CASH profit. Imprint Cards (40 for \$1 and Deluxe lines), Stationery, Napkins and Gift Items.

FREE PACKAGE CHRISTMAS GIFT CARDS 32 PAGE MONEY-MAKING CATALOG

Write for best-selling assortment on approval

ORGANIZATIONS: Write for Fund-Raising Plan
FANMOUR Corp. Dept. O-18 200 FIFTH AVE., N.Y. 10, N.Y.

FREE!

SAMPLES
40 for \$1
NAME IMPRINTED
CARDS
NAPKINS
STATIONERY

Thrilling Work COLORING PHOTOS at Home

Fascinating hobby and vocation learned at home by average man or woman who is artistically inclined. Work full or spare time. Modern method brings out natural, life-like colors. Many have earned while learning.


FREE BOOKLET tells how to get started doing this delightful home work for photographers, stores, individuals, and friends. Send today for your copy. No obligation.

EASY TO LEARN

NATIONAL PHOTO COLORING SCHOOL
835 Diversey Pkwy., Dept. 1527, Chicago 14, Ill.



In The Future



Have you been wondering what to do with the small pieces of felt or discarded hats you might have? Here are two cute animated lapel pins – sunflower and poppy—that are quick and easy to make.

The angel wall plaque will add a decorative feature to any youngster's room; it is also made of felt.

Here is a crocheted medallion to adorn a pillow slip edge. It is very simple and would be pretty made in white or a color.

Crochet this iris doily in size 30 mercerized crochet thread. The finished doily measures about 12½ inches in diameter.

Four ounces of baby yarn are all that is needed to crochet this attractive cardigan for infants. Directions are for about a six-month to one year size.

IF YOU BRAID RUGS

Here's a Wonderful New Help! **RUG REELS** hold your braiding materials; keep the ends from getting tangled and you can braid 160 inches without stopping to add more strips. A real time saver! Set of three with full directions, postpaid \$1.



RUG REELS CO. Box 26, Winchester, Mass.

EMBROIDERY ART NEEDLE



Make perfect embroidery with wonderful, new Art Needle. Adjustable holder and four special needles for work as dainty as baby things to making hooked rugs. Makes the finest embroidery on silks, linens, curtains, bedspreads, etc.

MAKE HOOK RUGS

Quicker, easier, simpler than any other way. Yarn, chenille, rag strips feed through the needle and loops are quickly and uniformly made.

No sewing. Makes beautiful, hand hooked rugs, foot stool covers, chair seats, pillow tops, etc.

NEEDLEWORKERS DELIGHT

Complete, easy directions with each set. Make wonderful gifts—things to sell. **SEND NO MONEY.** Mail name and address. On arrival pay postman \$1.00 plus C. O. D. postage. **SAVE** — Send cash with order and we pay postage. If not delighted, return for your \$1.00 back. **Guaranteed.**

BOND CRAFT Box 644, Dept. 1901 Kansas City 10, Mo.



See interest in Nylon

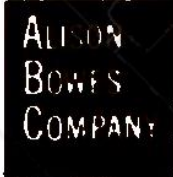
Highlight your heels with the newest in self color Outline Heels. **Save Money—\$1.95 value. only \$1.27 PR.—in 6 pair lots**

Exquisitely sheer, 15 denier, full-fashioned. Finest First Quality, of du Pont nylon.	pair	3 for	6 for
	\$1.31	\$3.87	\$7.62

Order **Alison Bowes—Style No. W104.** Colors: Noontide, Magnetic Brown, Beige, Blush.

Sizes 8½ to 11

buy guaranteed first quality nylon stockings and lingerie



We pay postage on all orders over \$5.00. You pay money order and C.O.D. fees on C.O.D. orders.

Send in the coupon below **TODAY**

Alison Bowes Company, 427 West Randolph St., Chicago 6, Ill.

NAME _____

ADDRESS _____

CITY _____ STATE _____

STYLE	QUAN	COLOR	SIZE	PRICE
W104				
Postage—on orders for less than 4 pr., add 2c pr. for parcel post charges				
Occ. Tax—2% Illinois residents only				
W				TOTAL

☐ Send C.O.D. ☐ Check enclosed for \$ _____

Write for Free Booklet



Autumn Queen

Autumn Queen


What a pretty block this little miss should make! It would also make a nice wall hanging.

Place each doll on nine to twelve-inch white or pastel blocks; twelve or eighteen such blocks can be alternated with plain blocks to make a quilt of desired size. Trace on paper for the children to color.

For hand painting, trace the doll lightly on material, outline in colors of textile paint, using a pointed water color brush. Dry brush technique will give a fine shaded effect. A water color brush is best when dry brushing small areas, but a small stencil brush

is suggested for the larger spaces. To dry brush, dip the tip of brush in paint and brush across a blotter or cloth until excess paint is removed, then apply paint to the design by brushing away from edge or that portion which should be darker. If you prefer, hold a blotter or piece of paper at edge of design and brush in toward design—this method is very good when stencil brush is used.

Suggested Color Scheme: Dress, gloves—green; leaves—shades of brown and gold; locket—gold; petticoat—white; eyes—brown; hair—black; face, neck and arms—flesh tones or outline in black; lips—red.



SHE'S NEW SENSATIONAL NU-BORN BABY DOLL..

- SHE'S OVER 12 INCHES TALL!
- LIFELIKE RUBBER WONDERSKIN!
- SHE CRIES — SHE COOS!
- REMOVABLE LAYETTE!

Amazingly lifelike nu-born doll to melt every "little mother's" heart. Pat her, spank her, cuddle her—she coos—she cries. Hours and hours of play thrills. Over 12 inches high, with almost human washable arms, legs, and head of rubber WONDERSKIN. Baby-soft pink skin, bright blue eyes — closest thing to actual infant. Easily removable nightie and diaper combination for "quick changes." Adorably wrapped in wooly bunting with a ribbon tie for showing off in the "carriage parade." **SEND NO MONEY.** (C.O.D. you pay postage, —Remit with order, we pay postage.)

JUST IMAGINE! ONLY

\$2.98

COMPLETE

RUSH YOUR ORDER TODAY!

NOVELTY MART • 59 East 8th Street, Dept. 208 New York 3, N. Y


HEMSTITCHER



Hemstitch on any sewing machine with this handy attachment. Does two piece, criss-cross, inlaid, circular and hemstitching for pleats; also tucking, smocking and picoting. Makes rugs, comforters, slippers, etc. out of any material. Easy directions included.

Both for
\$1.00

BUTTON HOLER




Makes button holes on your sewing machine instead of by hand. Also darns stockings, sews buttons, zippers; and can be used for quilting. Sews in any direction—front, back or sideways.

SEND NO MONEY—Merely send your name, address and pay postman \$1.00 plus postage on arrival. Or, send \$1.00 with order, and we mail

attachments postage paid. You risk nothing. Satisfaction guaranteed or \$1.00 back
LELANE CO., Dept. W-101, Box 571, Kansas City 10, Mo.

WORLD'S TINIEST LIGHTER!

Perfect for
Gifts



Smaller than a POSTAGE STAMP

**Covered with Genuine Reptile Leather!
Initialed in Gleaming Chrome!**

Nothing like it for gifts and personal use! Imagine—a mechanically-perfect lighter that's actually smaller than a postage stamp. DEFINITELY NOT A TOY—but a precision-made, imported lighter that rivals the most expensive in quality and workmanship. Built like a fine watch. Friends will gasp with amazement when they see it...thank you a thousand times when you give it. Covered with reptile leather, initialed in chrome. Built-in eyelet for use on charm bracelet as brooch, or scatter pin. Uses regular fuel & flint. **Order today—quantities are limited.** Send \$1 per lighter with order, save 65c initial & postage charges (see left). Money refunded if not delighted.

**DRESDEN ART WORKS, Dept. 321
169 W. Madison St., Chicago 2.**

SAVE 65¢! Send only \$1 with order & Initialed Lighter is shipped postpaid, fully guaranteed. Order C.O.D. and pay postman \$1.25 plus 40c postage \$1.65 for each Initialed Lighter \$1.00 plus 40c postage \$1.40 for each Plain Lighter

To Bind WORKBASKETS

For the convenience of new subscribers who may wish to bind all 12 WORKBASKETS of a volume together, we reprint binding directions which appeared several years ago.

Stack the numbers to be bound, backs together in a straight line. With a hammer and a slender nail or automatic drill, using a small bit, puncture the stack of magazines. Begin about an inch from the top or bottom and make six holes an inch apart (always use an even number). Keep the holes ¼ inch from back edge, or the inside pages can't be clearly read.

Thread a heavy needle with light cord or heavy thread, point needle down in first hole; make a stitch on bottom, up in second hole, and so on, drawing the thread tight, and leaving enough of an end to tie. When you have sewed through the last hole, come back again in reverse order, this time taking the stitch on top first; always draw thread tight. Knot the ends of threads together.

Covers of two sizes are suggested, the larger one will take care of the WORKBASKET book section and any unused portion of your transfer, while the smaller one fits the magazine portion only. To make the cover, cut two pieces of heavy cardboard 5½ x 8 or 6 x 8½ inches. The back remains semi-soft and contains no cardboard. This is the section which goes over the back or left hand edge of the magazines, and holds the two cardboard covers together, but keeps the binder flexible. For the back and the covers, use book-binder's cloth or other firm material and glue. A nice effect is gained by using darker material for the back than for the covers. Cut a strip for the back 4 x 10½ inches.

Lay cardboard covers on flat surface, open and parallel, an inch apart. Glue

Christmas gift
ideas with Meyercord

fabri-cal

IRON-ON DESIGNS

Designs for the gifts you buy or make. No needlework!
Full color—washable!
Quick and easy to apply—just iron-on.

BUY FABRI-CALS WHERE YOU
BUY MEYERCORD DECALS

COMMENDED
BY THE
CONSUMER
SERVICE BUREAU
OF
PARENTS'
MAGAZINE

strip to cardboard, lapping 1½ inch on each cover. Turn over and lap ends in, glue to covers. Cut strip to line inside of back ½ inch shorter than cardboards, and 2¼ inches wide and glue to inside of cover. No glue is used between back and lining strip.

The covers are next: lay cloth one inch from back edge of cardboard, cut so it is an inch larger, top, front, and bottom, than cardboard, and glue. Lap edges to inside, miter or lap corners, and glue. Cover the inside with paper of harmonizing or contrasting shade, cut ¼ inch smaller than cardboard.

Fit the covers neatly over bound magazines, all edges even, back pulled snugly, and stitch through holes as before, but catching cover also, in matching thread; this time begin inside the back cover, so that the final knot will be on the inside. Stitch through the soft back just at left hand edge of cardboard to fasten cover to magazines. Any unused portions of the transfers may be slipped back into the pages of The WORKBASKET.

Another Type of WORKBASKET Binder

This one has two pieces that fit together like a hand in a glove. It is simple and can be made at home from light cardboard, with the aid of a sharp knife or razor blade, a ruler, glue or wall paper paste, a pencil and a little patience. You might cover the outside piece with cloth or plastic for greater durability and attractiveness.

Begin with the inside piece by cutting a cardboard 5¾ inches by 22½ inches. Mark with a pencil a two-inch strip on each end. Score these lines gently with the back of a knife point and bend up at right angles. Measure in 8¼ inches from these lines and score two similar lines. This will leave a

Make Money!

EASY-TO-ASSEMBLE LINK BELTS



Each kit contains matching leather link pieces already cut to exact size and shape, plus buckles and fittings to complete a deluxe leather belt. Introductory offer 75c each, or 2 kits for \$1.00. Sent postpaid. Simple directions included. Illustrated price list of our complete line upon request. No tools needed. So easy anyone can do it. Sells on sight at several times your cost. Start a home business or use them as gifts! Satisfaction guaranteed or money back. Send Today. **DESIGN CRAFT, Dept. W-10, 4810 N. Drake, Chicago 25, Ill.**

BIG MONEY for You

Showing NEW MIRACLE Labor Saving Discovery

MEN! WOMEN! Enjoy amazing profits with new "Miracle" Copper Cote Ironing Pad. **Plastic Coating** saves housewives time, labor, money. 1-minute demonstration sells it. Experience unnecessary. **Write for FREE Sample Offer** Send for FREE facts about COPPER COTE, and our other new fast-selling products. **SEND NO MONEY.** Write for details, sample offer to **THE SHELDON CO., Dept. 799, 1223 South 23rd St., Milwaukee 46, Wis.**



Don't Dream About Extra Money

Get It Now!



Sell FRIENDSHIP Christmas Cards


Of course, you want extra money!

So get started at once making it this easy way! Take Christmas Card orders on social calls—earn amazing profits showing these stunning new selections. Sensational values sell at a glance.

UP TO 100% CASH PROFIT FOR YOU!

21-card Golden Coach Christmas Assortment at only \$1 brings you up to 50c profit. 50 Christmas Folders with name, \$1.25. Other big profit Christmas items and All-Occasion Assortments, Personalized Stationery, Book Matches, Napkins. No experience needed.

ACT NOW for quick earnings. Send coupon for samples.



50 Cards

With Name **\$1.25**

FREE SAMPLES

Mail Today!

FRIENDSHIP STUDIOS, INC.

704 WAY STREET, ELMIRA, N. Y.

Send me, postpaid, your Christmas Assortments ON APPROVAL, plus FREE Imprint Samples.

Name _____

Address _____

City _____ Zone _____ State _____

Plastic **AUTO SEAT COVERS**



98¢

FITS ALL MAKES OF CARS

SUPPLY LIMITED—FIRST COME, FIRST SERVED!

New style, modern. For front or back seats. Easy to install. NO pins, NO tacks. Slip right over seat. Strong elastic band goes across back of seat and holds cover securely in place. Stainproof, waterproof, acid resistant. Wipes clean with damp cloth!

INTRODUCTORY OFFER GOOD WITH THIS AD ONLY!

Order NOW! Front or back seat, 98c each. **BOTH** for only \$1.89. Tell us Make and Model of car. Cash orders sent postpaid.

L & M COMPANY, Dept. 15-K
510 St. Charles St. Louis, Mo.



Demonstration Kit

FREE to YOU

with ACTUAL SAMPLE GUARANTEED STOCKING

3 Pairs GUARANTEED 3 Months Against SNAGS, RUNS, HOLES

You'll be amazed to see how easy it is to make a lot of money in spare time introducing a new kind of hosiery—"Three pairs guaranteed 3 months against runs, snags, tears, and holes—or new nylons FREE!" We'll send you this elaborate Demonstration Kit with actual sample stocking *Absolutely Free!* Guaranteed as advertised in Good Housekeeping.

Show Sample—Take Orders—Make Money

You need no experience and no investment for samples or anything. Just rush your name, address, and hose size for Big Demonstration Kit with stocking, sent you **ABSOLUTELY FREE**. Write Today.

AMERICAN HOSIERY MILLS, Dept. A26, Indianapolis 7, Ind.

700 NEW BUTTONS

Beautiful HIGH QUALITY buttons, ideal for dresses, shirts, blouses, etc. All colors, designs and sizes, including dozens of deluxe matching "sets." TREMENDOUS BARGAIN! "Left overs" from America's expensive garment manufacturers. **DON'T SEND MONEY**—pay postman \$1.00 plus COD postage upon arrival. *Satisfaction guaranteed.*

GRANDMA GOODWIN, GIRARD C51C, Illinois

NEW LOW PRICES

YARNS

Latest Novelty Yarns for Stoles, Sweaters, Etc.

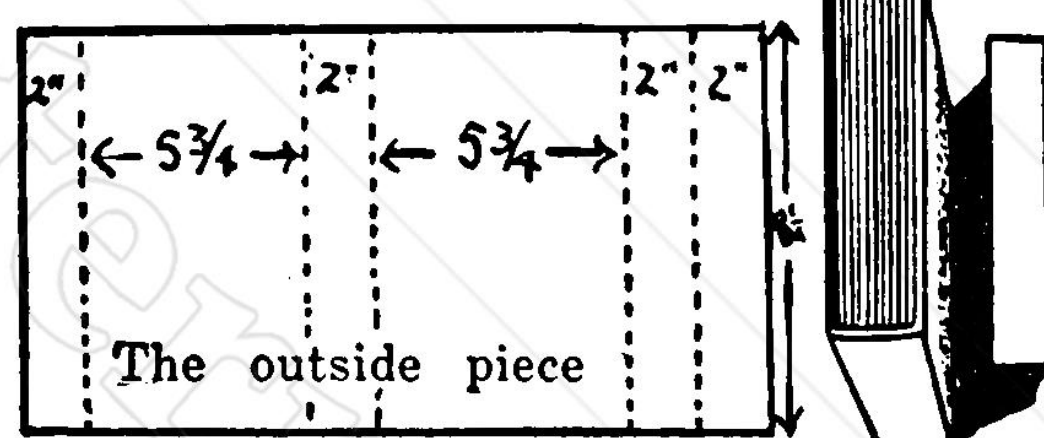
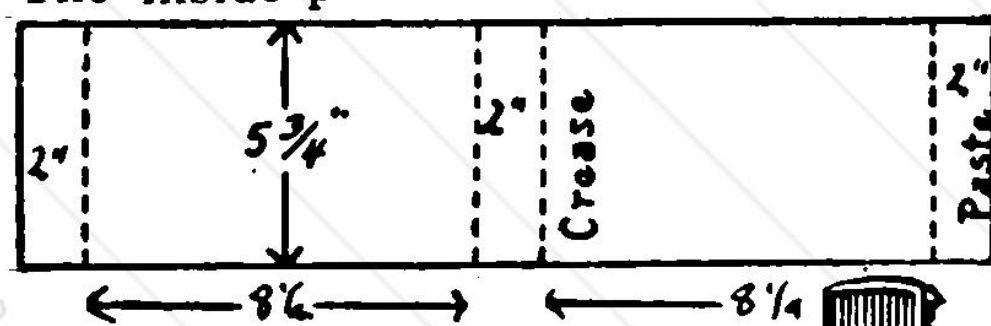
Send 10c to Dept. W for big sample and color card (refunded with first order).

WONOCO YARN CO., 371 GRAND ST., NEW YORK 2.

space of two inches in the middle. Fold in along these scored lines and glue the ends or flaps together.

The outside piece, which becomes the glove is $8\frac{1}{4}$ inches by $19\frac{3}{4}$ inches. Measure 2 inches in from the ends and score; measure another 2-inch space on the right hand end. Measure two spaces $5\frac{3}{4}$ inches in from these lines and score. This should leave a space of 2 inches about the middle. Crease sharply on all scored lines.

The inside piece:



Place the filled inside piece at the first crease from the left, leaving a 2-inch flap to the left of it. Place a line of paste or glue on this flap and tuck it carefully inside, under the magazines, next to what will become a cover. Crease fold sharply and weight down with the magazines.

You may want to run a line of paste or glue to hold the covers together. Bring the middle 2-inch space up to make the back. Fold cover over cover and paste if you wish. The end 2-inch portion is tucked inside between the front cover and magazines and left loose. You may want to letter the remaining 2-inch portion with the name, year and volume.

Unused portions of transfers may be slipped in and still not crowd the binder. Such binders may be made also for other magazines, changing dimensions to fit.

**NEW! MAGIC PANEL FEATURE SLIMS LIKE MAGIC!
LOOK SLIMMER, MORE YOUTHFUL**

REDUCE

YOUR APPEARANCE!

THE FIGURE-ADJUSTER MUST BE THE BEST GIRDLE YOU EVER WORE . . . YOU MUST FEEL MORE COMFORTABLE, and you MUST look and feel younger . . . Your shape MUST be noticeably improved or you get every cent back at once!

No matter how many other girdles you have tried, we believe: **NO OTHER GIRDLE CAN DO FOR YOU MORE THAN THE FIGURE-ADJUSTER!** No other girdle or supporter belt offers you more **TUMMY CONTROL, BULGE control, HOLD-IN and STAY-UP power** . . . safely, scientifically. No other girdle can begin to approach the miracle-working **FIGURE-ADJUSTER** feature! Figure-Adjuster is **LIGHT** in weight (ideal for ANY weather) yet powerfully strong! Figure-Adjuster allows **AIR** to circulate through it, **ABSORBS** perspiration, is made by the most skilled craftsmen, and allows you to **ADJUST** it to just the right amount of **BULGE-CONTROL** you like and **NEED** for an **IMPROVED FIGURE!**

MAGIC PANEL CONTROL—No laces show when you wear a **SLIMMING** Figure-Adjuster. The control you get is completely **COMFORTABLE** . . . and **GUARANTEES** healthful, lasting support. Its satin **TUMMY PANEL** laces right up to meet the bra—**NO MIDRIFF BULGE! LIFTS and FLATTENS** the tummy, **SLIMS** down the waist, **TRIMS** the hips and eliminates the “**SPARE TIRE**” waistline roll! The magic **ADJUSTABLE**, slimming, easily controlled panel is scientifically designed and is the result of testing different kinds of panels on thousands of women! Figure-Adjuster creates the “**BALANCED PRESSURE**” that gives each bulge the exact amount of **RESTRAINT** it requires. It gives you the right amount of **SUPPORT** where YOU need it **MOST!** Let Figure-Adjuster give you **MORE** figure control . . . for more of your figure . . . let it give you a more **BEAUTIFUL FIGURE** . . . the slimmer, trimmer figure that **INVITES** romance! You **ACTUALLY APPEAR SLIMMER AT ONCE WITH THE MAGIC PANEL** control of Figure-Adjuster. Colors nude blue or white. Sizes 24 inch waist to 48, only \$4.98.

MAKE THIS TEST WITH YOUR OWN HANDS!

Clasp your hands over your **ABDOMEN**, press upwards and in gently but **FIRMLY**. You feel better, don't you! That's just what the **UP-LIFT** adjustable **FIGURE-ADJUSTER** does for you, only the **FIGURE-ADJUSTER** does it better. **MAIL COUPON AND TEST IT AT HOME FOR 10 days TRIAL** at our expense! **NO OTHER GIRDLE AT THIS PRICE CAN GIVE YOU BETTER SUPPORT**, can make you look better, feel better or appear slimmer and younger! Sizes 24-48 waist.

100% MONEY-BACK GUARANTEE!

Test the Figure-Adjuster at home for ten days **TRIAL** at our expense! It's sent on approval! It must do all we claim for it or return it after ten days and we'll send your money right back. We take all the risk . . . that's because we know that even though you may have tried many others you haven't tried the **BEST** until you have tried a **FIGURE-ADJUSTER!** **MAIL COUPON NOW!**

You will look like and feel like this beautiful model in your new and improved cool—light weight **FIGURE-ADJUSTER**

Why Diet? Try It.

- Takes Inches Off Tummy!
- Raises Abdomen and Keeps It In!
- Like Magic It Brings In Waist
- Makes Spreading Hiplines Conform to Firm Beauty
- Smooths and Slims Thighs
- Makes Your Clothes Fit Beautifully

**GUARANTEED TO DELIGHT
OR YOUR MONEY BACK!
10-DAY FREE TRIAL**

GIFT

“**SECRETS OF LOVELINESS**” booklet tells how to take advantage of correct choice of clothes, proper use of make-up and other secrets to help you look years younger, pounds and inches slimmer, will be included with order.

For Your
Figure's
Sake
**MAIL
THIS
COUPON
NOW!**



**TRULY SENSATIONAL AT
NOW \$4.98**

formerly \$6.50

TRIM UNWANTED INCHES

OFF YOUR MIDRIFF, waist and hips with real breathe-easy comfort. New scientific construction whittles away rolls and bulges . . . slimming, easy-to-adjust rayon satin tummy panel laces right up to your bra. In powerful elastic. White, light blue or nude. Small (25"-26"), Medium (27"-28"), Large (29"-30"), Extra Large (31"-32"). Also “**PLUS**” SIZES for the fuller figure, XX (33"-35"), XXX (36"-38"), XXXX (39"-40"), XXXXX (41"-44"), XXXXXX (46"-48").

SEND NO MONEY

**FIGURE-ADJUSTER CO., DEPT. 456
318 Market St., Newark, New Jersey**

Yes! Please rush “**FIGURE-ADJUSTER**” on approval. If not delighted I may return girdle within 10 days.

- ☐ I will pay postman \$4.98 plus postage.
☐ I enclose \$5.00, cash, check or money order, send postage prepaid. (I save up to 75c postage.)

Color _____ 2nd color choice _____

Size _____ Panty Girdle _____ Girdle _____


Name _____

Address _____

City _____ Zone _____ State _____

Please **PRINT** carefully. Be **SURE** to give **YOUR SIZE**.

Opportunities Knock



The charge for classified advertisements is \$1.25 a word payable in advance by check, cash or money order. All classified set solid, without display, leading, or blank space. All copy subject to publisher's approval. For clarity, please type or print your copy. Be sure that check, currency or money order accompanies copy. When figuring the number of words be sure to include name and address. For example: A. E. Smith, is three words.

AGENTS WANTED

NEW PLASTIC Mending Tape. Just press on! Repairs clothing instantly. Lightning seller. Samples sent on trial. Kristee 134, Akron, Ohio.

SELL GREETING CARDS? Wish to Earn More? Sell All magazine subscriptions. "Turner" Dept. 651, 30 Irving Pl., New York 3.

SELL NYLONS! No experience, no money needed. Highest commissions. Lowest prices. Highest quality. Money back guarantee. Write for free sales kit. Lido Hosiery Mills, 149 Church Street, Dept. P-1, New York.

SENSATIONAL Talking Christmas & Birthday Cards. Pull tape and card clearly says "Merry Christmas." Sample 25c, or five for \$1.00 with wholesale prices. Minas, Box 18214, L. A. 33, Calif.

BE A Money Maker . . . Represent magazines year around. Wonderful home work. Big Christmas profits now. Liberal commissions. Everything furnished. Write for Free Catalog. McGregor Magazine Agency, Dept. 710, Mount Morris, Ill.

ANYONE CAN sell Hoover DuPont Nylon Uniforms for beauty shops, waitresses, doctors, nurses, others. In white and colors. Exclusive styles. Top quality. Low priced. Exceptional income. Real future. Equipment free. Write fully. Hoover, Dept. S-115, New York 11, N. Y.

SHINE SHOES Without "Polish." New invention. Lightning seller. Shoes gleam like mirror. Samples sent on trial. Kristee 135, Akron, Ohio.

ART, ART SUPPLIES

STENCILS FOR Textile Painters—Now available, especially designed shaded stencils with complete pattern printed on each sheet of stencil set. Many designs to decorate towels, curtains, ties, blouses, pillowcases, etc. Send 25c in coin for sample stencil set, directions for painting and design listing. Aluminum Art Products, 225 W. 8th Street, Kansas City 6, Mo.

ARTIFICIAL FLOWERS, SUPPLIES

MAKE, SELL, Artificial Flowers, Corsages, Chenille Dolls, Jewelry. Starting kits, Woodfibre, Leaves, Shellcraft, Rhinestones, Sequins, Findings, Wholesale Profitcraft Catalog, 10c. Cleveland Models, 4507TC-104, Cleveland 2, Ohio.

ARTIFICIAL FLOWER material. Fibre, Paper, Leaves, Findings, Rhinestones. Free Price List. Dali, 5801H Cermak, Cicero, Illinois.

BEADS

BEADS: All kinds. Send stamp for New Necklace designs. Imperial Bead Co., W1905 Marmion Ave., New York City 60.

BUSINESS OPPORTUNITIES

RECIPES, hints win \$1 to \$100 repeatedly. Learn how, where. Booklet: \$1. Grant, W-1, Box 24, Fremont, Michigan.

INVISIBLE REWEAVING, Men-Women. Home Course sent on 5-day no-risk examination. \$5 hour possible part or full time. No overhead. Reweave burns, tears, moth holes like new at home. Free details. Skil-Weave, 1715-F Westwood, Los Angeles 24.

GET NEW Star-Brite Jewelry Kit including everything for assembling Rhinestone necklace-bracelet set worth \$7.50. Only \$3.00 postpaid. Money back if not satisfied. Do big Christmas gift business. J & M Novelties. Dept. TCL-2. Griffith, Ind.

WHY NOT MAKE Extra Dollars repairing zippers? Excellent profits, uncrowded field. Details free. Texas Specialty Co., 204-WB Texas, Texarkana, Texas.

WIN CASH, Cars in Prize Contests! Write for copy filled with current Contests, Winning hints and tips. Send only 30c. Wright Contest Digest, Dept. 24-K, P. O. Box 2266, St. Louis 9, Mo.

EARN MONEY Evenings, copying and duplicating comic cartoons for advertisers. Adservice, Argyle 17, Wis.

EXCLUSIVE PREMIUM Plan. Sell new Top Quality Everyday Cards Now. Build customer list for big Christmas card sales. Complete line of imprint assortments, personalized stationery, napkins, matches, playing cards. Over 100 items. Richar Greetings, Inc., Dept. S-187, 41-40 27th Street, Long Island City 1, N. Y.

MANUFACTURE YOURSELF: Cleaners, Polishes, Cosmetics. Catalog Free. Kempico, Parkridge, Ill.

MONEY in new greaseless doughnuts. Start in kitchen. No smoke. Sell stores. Free recipes. Arthur Ray Co., 3605 South 15th Ave., Minneapolis 7, Minnesota.

FABULOUS EARNINGS — Fascinating pastime. Growing Genuine, living miniature (Ming) Trees. New sensational Business or Hobby. Astounding information Free. Dwarf Gardens, Box 355G, Briggs Station, Los Angeles 48, Calif.

100 MARKETS FOR Handicrafts. Crochet, knit, leather, novelties, etc. Big Buyers Bulletin, \$1.00. Free details. Research, 2409 12th Ave., Los Angeles 18, Calif.

CORSAGE MATERIALS

FLOWER ARRANGERS Supplies; Wedding Accessories; Unusual Books; House Plant Aids; Gift Suggestions. Catalog. Floral Art, Dept. TW, Teaneck, New Jersey.

DRESDEN CRAFT

DRESDENCRAFT SUPPLIES! Figurines, Paints, Brushes, instruction books. Lowest prices. Photo-illustrated catalog only 10c postpaid. Klosterman's, 954F Arcade, St. Paul, Minnesota.

AMERICAN DRESDENCRAFT Headquarters! Send 25c for illustrated catalogue of figurines and supplies. Bonnie Belle Gift Shop, Dept. W, Minneapolis 2, Minn.

EARTHWORMS

\$200 MONTHLY. Raising Earthworms, Backyard. Booklet 25c. Marvin Dickman-1, Willow Springs, Mo.

FASHION DESIGNING

DESIGN SMART Fashions for yourself or others. Fascinating, profitable field. Learn at home in spare time. Practical basic training. Sound "learn-by-doing" method. Write for free booklet. National School of Dress Design, 835 Diversy Parkway, Dept. 119C, Chicago 14, Ill.

FEMALE HELP WANTED

FREE PLASTIC Apron sent with Party Plan showing how to make big money selling Plastics. Write today. Plastics, 15-K, 510 St. Charles, St. Louis, Mo.

COSMETICS by Madeline add to your family income, full or part time. High earnings. Phil Products, Box 589, Evanston, Ill.

WOMEN—Can you use \$50.00 to \$100.00 per week as an extra income? Excellent earnings for 2 hours spare time, afternoons or evenings, demonstrating via the James Plastic Party Plan! No investment! No canvassing! No previous experience necessary! Use of car helpful. Write James Household Plastics Co., 263 Main St., Dept. WO-10, West Orange.

SELL CHRISTMAS Cards, Novelties, 100 different assortments. Personal cards low as 25 for \$1.00. Imperial, Dept. P, Los Angeles 13.

BIG MONEY For You in Plastics! Show friends amazing laundry-saving plastic draperies, tablecloths, nonbreakable dishes, greeting cards, rainwear, baby needs. Quick sales. Big profits. Free outfit. Write Loraine Products, Dept. CM-605, 844 West Adams, Chicago.

SELL FINEST nylon hosiery Guaranteed against everything, snags, runs, holes. Demonstration kit Free to you with actual sample stocking. American Mills, Dept. 391, Indianapolis.

WOMEN EARN money at home. Sew our ready cut "Rap-A-Round." Easy—profitable. Hollywood Mfg. Co., Dept. V, Hollywood 46, Calif.

MAKE BIG Money Giving Plastic Parties. No experience necessary. We show you how. Write for Free details. Princess Plastics, Dept. WB-520, 2722 LaSalle, St. Louis 4, Mo.

ABSOLUTELY FREE! Big package actual sample fabrics and style presentation of dresses, lingerie, hosiery, etc. Take orders. Commissions big. Send no money. Melville Co., Dept. 6325, Cincinnati 25, Ohio.

\$23 WEEKLY for wearing lovely dresses given to you as bonus. Just show Fashion Frocks to your friends in spare time. No canvassing, investment or experience necessary. Fashion Frocks, Dept. H 2075, Cincinnati, Ohio.

FIGURINES

FIGURINES—Mrs. Helm's Paints—Photo-illustrated Catalog, 15c. Dresden Craft Shop, 2003A E. 39, Kansas City, Mo.

JENSEN'S FIGURINES, 512-514-516 Cedar Ave., Minneapolis, Minn. Send 50c for large photo illustrated catalog containing complete painting instructions.

FIGURINES—PLAQUES—Lamps. Large selection. Lowest prices. Illustrated catalogue 25c. Alabel Distributing Co., 58 Plato Ave., St. Paul, Minn.

HOBBIES

LEATHERCRAFT, COPPER Tooling, Textile Painting. Free illustrated Catalog shows everything you need. Kit Kraft, 7377 Melrose, Hollywood 46, Calif.

LEATHERCRAFT. Everything needed by beginners, advanced hobbyists and professional leatherworkers. Largest stock of supplies in U. S. Moderate-priced tooling leathers, top quality calfskins, tools, supplies, kits. Send 10c for Big Catalog. J. C. Larson Co., 820 S. Tripp, Dept. 994, Chicago 24.

MAKE COSTUME jewelry at home in spare time. 300% profit. 6 piece try-out kits \$1.50 each. Catalog 10c. Hobbycraft Supply, 208-WB, N. Wells, Chicago.

HOME SEWERS WANTED

SPARE TIME Money! Sew neckties from special patterns. You make them—we sell them! Toni Ties, Stanton 11, Calif.

INSTRUCTION

OIL COLORING photographs can be a fascinating hobby or profitable sideline for those with artistic talent. Learn at home. Easy simplified method. Send for free booklet. National Photo Coloring School, 835 Diversy Parkway, Dept. 119C, Chicago 14, Ill.

JEWELRY & FINDINGS

ATTRACTIVE PROFITS! On easy to make Square Dance and other jewelry that sells itself. \$1.00, kit. Inquire: Mission Products, 5636 Roeland, Mission, Kansas.

NEW CATALOG lists over 5000 styles! Gold plated jewelry supplies, Rhinestones, Pearls, etc. Complete details, only 10c. Barry's 47-14 Branford Place, Newark 2, N. J.

MAKE YOUR Own Jewelry. Kit including settings and black fire opals \$1.00. Our Lady's Gift Shop, Box 171, Dept. W-10, Andover, New Jersey.

RHINESTONES, JEWELRY settings, cameos, sequins, beads. Catalog Free. J & M Novelties, Dept. CL-2, Griffith, Ind.

LEATHERCRAFT

HAVE FUN! Make Money! "Working with Leather," 64-page booklet tells how. Send 25c for copy. Free gift if you mention this magazine. Valuable information included. No foreign orders. Wilder & Company, 1031 Crosby, Chicago 10.

FREE LEATHERCRAFT Savings Certificate! Koegler Krafts, 1611 Garland, Flint 4, Mich.

OUR BIGGEST Leather and Craft Catalog yet! 1000's of items. Send 25c (refunded with 1st order). Russo Handicraft Supplies. Dept. B-3, 245 S. Spring, Los Angeles, Calif.

MISCELLANEOUS

OUTDOOR TOILETS, Cesspools, Septic Tanks cleaned, deodorized with amazing new product. Just mix dry powder with water; pour into toilet. Safe, no poisons. Save digging, pumping costs. Postcard brings free details. Burson Laboratories, Dept. H-82, Chicago 22, Ill.

MUSIC, MUSICAL INSTRUMENTS

SWISS MUSICAL Movements \$1.00. Catalogue 10c. Bell Music, 1610 First Avenue, New York 28.

NEEDLECRAFT SUPPLIES

YOU CAN make beautiful seamless afghans from wool pieces; cutwork and many other types of embroidery on your sewing machine without attachments. Send \$1.00 for complete instructions, no stamps please, to Shirley Kau, Dayton, Oregon.

NURSES TRAINING SCHOOLS

MAKE UP to \$30-\$40 Week as a Trained Practical Nurse! Learn quickly at home. Booklet free. Chicago School of Nursing, Dept. M-9, Chicago.

PRACTICAL NURSING—Learn Easily at home, Spare Time. Big demand, good earnings. High School not necessary. Write for free facts. Wayne School, Dept. EY-5, 2525 Sheffield, Chicago 14, Ill.

OF INTEREST TO WOMEN

"SEWING FOR Fun and Profit" 20 unusual home sewing ideas 25c. FREE Catalog. Johnson's, Morris, Illinois.

MAKE MONEY—produce Oil Paintings. Send \$1.00 for basic instruction. Satisfaction guaranteed. Prickett Studios, 106 Broadway, Sag Harbor, New York.

CHAIR CANE. Genuine. Plastic. Samples. Catalogue Dime, Instructions 25c. Seat Weaving Book \$1.15. Fogarty's, Troy 5, N. Y.

CLUBS, CHURCHES, Auxiliaries, etc. Earn \$100-\$250 or \$500 cash, plus 24 handsome wood card tables for your club! Has earned Good Housekeeping Seal. Nothing to pay, no risk. Write for details about the Mathers Advertising Card Table Plan. F. W. Mathers, Dept. WB, Mt. Ephraim, N. J.

HOME WORK Money For You. Spare time, making Dolls that sell on sight. Sample Doll, Pattern, Instructions, \$1.75 postpaid. Details Free. Kate Hafer, Dept. W, Nevada City, Calif.

FREE 1951-52 Needlecraft Catalog, 40 pages—over 1,000 items, ideas for you to make! Write Dept. 47, Frederick Herrschner Co., 33 So. Wabash, Chicago 3, Ill.

PILLOW CASES stamped, hemstitched, wholesale to Churches, organizations. Sample pair, 80 Square muslin \$1.19, type 128 tubing \$1.69. Gearing's, 1901 Lynch, St. Louis 18, Mo.

EXTRA MONEY. Spin angora wool at home. Angora House, WB, Springfield, Illinois.

LEARN DRESS Designing at home! Spare time training equips you for fascinating, profitable career! Create your own fashions months ahead of local stores! Amazing Magic Mannequin Method makes it easy, fun to learn. No special education or talent needed! Write for Free booklet. Institute of Fashion Art, 30 W. Washington, Dept. W-3, Chicago 2, Ill.

MAKE MONEY Sewing At Home. Part or full time. We instruct. Write Jud San Products, 11714 Chesterfield Ave., Dept. W, Cleveland, Ohio.

MAKE, SELL, Glamorous Costume Jewelry. Easy. Wonderful Profits. Free Catalog also Sewing Catalog. Button Shop, Dept. 31, 725 Eleventh Street, Northwest, Washington, D. C.

DEMONSTRATORS, SCHOOLTEACHERS, Housewives: Make \$8.00 hourly. Something New. Our Style Showings Lovely Lingerie, Hosiery, Apparel are the sensation of party plan. Beautiful sales outfit Free. Beeline Fashions, 4145-RL Lawrence, Chicago.

OLD COINS WANTED

\$10.00 each for certain Lincoln pennies, Indian-heads \$50.00. Send dime for catalogue listing prices paid. Lincoln Coin Company, Elkhart 18, Ind.

WE PURCHASE Indianhead pennies. Complete all-coin catalogue 20c. Richard Fairview, 277 Broadway, New York 7.

OLD GOLD & JEWELRY WANTED

HIGHEST CASH prices paid for used or broken watches, jewelry, spectacles, gold teeth, diamonds, silver. Mail articles or write for free information. Lowe's, 1 Holland Bldg., St. Louis 1, Mo.

HIGHEST CASH Paid For Old, Broken Jewelry, Gold Teeth, Watches, Silverware, Diamonds, Spectacles. Free Information. Satisfaction Guaranteed. Rose Smelting Company, 29-WB East Madison, Chicago.

PHOTOS, COLORING, FINISHING

SENSATIONAL INTRODUCTORY Offers! Send snapshot or negative, this ad and 10c. We'll send beautiful 7" x 5" enlargement. Or, Kodak roll developed and printed—with this ad, only 25c, or 8 Giant prints from roll 30c. Reprints from negatives, regular size, 4c each or 8 for 25c; Giant size 5c each or 6 for 25c. This ad must accompany order. Immediate delivery. Free mailers. American Studios, Dept. 17, LaCrosse, Wisconsin.

OIL COLORING photographs can be a fascinating hobby or profitable sideline for those with artistic talent. Learn at home. Easy simplified method. Send for free booklet. National Photo Coloring School, 835 Diversey Parkway, Dept. 119B, Chicago 14, Ill.

PIANO ROLLS

NEW PLAYER Piano Rolls. Susie Ketchum, Box 1058-B, Springfield, Ill.

PHONOGRAPH RECORDS

RECORDS: Guaranteed new latest Hillbilly, Pops, Blues, Spirituals low as 4 for \$1.00. Free Catalog. AW Mailorc, 570 N. Gay Street, Baltimore, Maryland.

PLASTICS

NEW LIQUID Plastic. Clear, colors. Cast without heat. Embed flowers, insects, coins. Saw, drill, carve. Send 25c for Wholesale Catalog and New Sales Manual showing how to make money at home. Castolite, Dept. L-135, Woodstock, Ill.

PRINTING

NAPKINS, MATCHES, Pencils, personalized in gold, for Parties, Entertaining, Gifts. Free Samples. Schollor, 530 Dunloe, Pittsburgh 12, Pa.

SALESMEN WANTED MALE

MAKE MONEY with famous, easy-selling Bostonian shirts—spare time, full time, sideline. Fabrics, outfit Free. Bostonian 89 Bickford, Dept. G-73, Boston 30, Mass.

SHELLCRAFT

SHELLCRAFT—A profitable hobby—free catalog—Don-Dee Shellcraft, Daytona Beach, Florida.

STAMP COLLECTING

FREE! Beginner's Sample Assortment! With lists! Hartford Stampmart, Hartford 1, Connecticut.

FREE! BIG United States Catalog! Invaluable guide and check list. Hundreds of illustrations. Harris & Co., Boston 17-F, Mass.

BEGINNER'S Collection of 500 Different World-wide Stamps—just 25c!! "Beginners' Delight" approvals included. Niagara Stamp Company, 184 Queensway, Niagara-on-the-Lake, Canada.

WEAVING SUPPLIES

WEAVERS—Write for low prices—carpet warp, rug filler, looms, parts, inexpensive beam counter. If you have a loom, give make and width please. Or. Rug Company, Dept. 0134, Lima, Ohio.

YARN

YARN: FREE samples & Directions. All wool knitting & Rug Yarns, Patterns & Frames. Lowest prices. Buy direct. Bartlett Yarn Mills, Box 44, Harmony, Maine.

Junior WORKBASKET

This is the Hallowe'en month! Let's make some quick and easy masks, shall we?


About all you will need is a few large brown paper bags, a pair of scissors, color crayons and a good imagination.

Be sure the paper bags are big enough to slip over your head. Put one on, then, to mark where the eyes, nose and mouth should be, lightly pinch the bag over your eyes, nose and mouth. This is a safe way to mark them. Take off the bag and cut out the features. Now is when you can really experiment!

The closed end of the bag may be twisted into ears, or twisted into a cap or pug hair-do. The heads may be colored, if you like. Color the faces, making glasses, crooked noses, etc. Add ears, whiskers and such, cut from extra paper and paste on.

This would be a good party stunt. Give each person a paper bag and scissors and crayons. Let each person make his own mask. The funniest one wins a prize. You could even use the funny masks for party decorations, hung around the room. I have drawn a few for you to give you some ideas.

Here are some quick nut cups for you to make for your party. Cover nut cups with orange crepe paper. Out of



CAT

FUNNY MAN



FUNNY LADY



Owl for nut cup

black construction paper, cut an owl for each cup. Sew white shirt buttons in place as eyes. Mark in the face, wings, feet, and front feathers with orange and white crayons. With cellophane tape, secure each owl to a cup. Fill cup with candy and nuts.

Here is a nice idea for what to serve at the party. Decorate chocolate frosted cupcakes with corn candies or with pumpkin-shaped candies stuck into the frosting.

Apple Granny Dolls

Seletha A. Brown.

Mrs. Ruth Anderson, who lives on a farm near Longmont, Colorado, adds to her family income by making dolls of all sorts. Her "Apple Grannies" bring her the largest profit.

The faces for these dolls are made from dried apples so that they have the feel of soft velvet. Mrs. Anderson takes a firm apple, about three inches in height, and carves a face on the peeled apple, strong large features for a man doll, smaller, less pronounced nose and chin for a woman. Hands are also shaped from pieces of apple, a third larger than are needed, to allow for shrinkage in drying. Then Mrs. Anderson places the carved pieces in a warm dry place for two or three weeks, turning them each day. When they are completely dry, she shapes a body of baling wire, making it about seven times the length of the head for good proportion. She wraps the frame with rags and stuffs it into a body fashioned of white or pink rayon. Shoes are fashioned from old kid or suede gloves glued to soles cut from linoleum. When the legs of the doll are placed in these shoes and the remaining space



A pair of Apple Grannies made by Mrs. Ruth Anderson, living near Longmont, Colorado. Notice the "diamond" ear rings and stick pin, also the eye glasses on grandpa.

in the shoe packed with cotton, the "grannie" doll will stand erect.

Mrs. Anderson visits Goodwill stores and rummage sales to find materials of old brocades, broadcloth, and lace to fashion into doll clothes. Fashion magazines of long ago furnish her with inspiration for intriguing costumes. When the dolls are dressed, Mrs. Anderson adds a wig made from raw silk or white mohair and accessories in the way of hats, stickpins, spats, earrings, or bracelets as suits her fancy. These dolls find a ready market among doll collectors, or those who are looking for something different, selling from \$8 to \$20 a pair, depending upon the material and detail of costume.

"Learning to play is fun...this way!"

**Quick, Easy Way to
Learn ANY MUSICAL
INSTRUMENT**

NO boring exercises. Even if you don't know a single note now—you play delightful pieces from the very first lesson! Properly—by note. Amazingly fast progress—at home, in spare time, without teacher. Only a few cents a lesson. OVER 850,000 STUDENTS FREE BOOK and FREE Lesson-Sample show how quick and easy it is. Just send your name, address. No obligation; no salesman will call. U.S. School of Music, Studio A6710, Port Washington, N.Y.



You Can Make EXTRA Money With This New FREE Book

Read how these people cash in on their spare time . . .
while building a secure future.

Selling cross-word puzzles brings A.D. \$2.50 to \$25.00 each.

A crippled hobbyist from Kentucky earns as high as \$40 a week.

Reverend J.O.A., retired because of ill health at 63, now has his own "social security program" consisting of a hobby that brings

him \$150.00 some months of the year.

A seasonal hobby averages \$200 a year for Mr. & Mrs. D.S. of Ind.

A shut-in makes about \$150 a month.

A pastime earned \$200 in four weeks for N.C. of Connecticut.

This Book, "173 Ways to Make Money at Home" Is Not for Sale . . . It's GIVEN to You!

with your "get acquainted" subscription to PROFITABLE HOBBIES.



You'll save money by taking advantage of this wonderful offer. For only one dollar you'll receive PROFITABLE HOBBIES for five months. Five idea-packed issues that show you how to find a hobby that will pay off. For honest-to-goodness pleasure and profit, fill out the coupon below, then send it with \$1 to the publisher, who guarantees your satisfaction.

Each Colorful Issue Brings You

- Full Length Articles.
- How-to-Do-It Diagrams.
- Plenty of Illustrations.
- Eight Regular Departments.

----- VALUABLE COUPON -----

PROFITABLE HOBBIES

759 Hobby Building, Kansas City 16, Missouri

Please send at once my copy of "173 Ways to Make Money at Home" absolutely FREE. I wish to become a regular reader of Profitable Hobbies Magazine and am enclosing \$1.00 for a five months subscription. **This offer good only on subscriptions ordered on this coupon.**

Name.....

Address.....

City.....Zone.....

State.....

☐ New Subscriber

☐ Renewal

Square Doily

This quick and easy doily is made of joined medallions about $1\frac{3}{4}$ inches square. The design could easily become a vanity, chair or buffet set, scarf or tablecloth. You will need two 200-yard balls of J. & P. Coats or Clarks O. N. T. Mercerized Crochet Cotton, size 30 and a number 9 crochet hook to make a doily measuring approximately 10 inches square.

Abbreviations: Ch (chain); sl st (slip stitch); sc (single crochet); lp (loop); dc (double crochet); tr (treble-thread over twice and work off 2 lps at a time); dtr (double treble-thread over 3 times and work off 2 lps at a time); 3 dc (tr, dtr) cluster st (make 3 dc—tr, dtr—holding the last lp of each on hook, thread over and pull through all lps at once); rnd (round).

Motif: Ch 8, join with sl st in first st to form a ring.

Rnd 1: Sc in same place as sl st, (ch 5, sc in ring) 7 times, ch 3, dc in first sc. This brings thread into position to begin next rnd.


Rnd 2: Sc in lp just formed, (ch 6, sc in next lp) 7 times, ch 3, dc in first sc.

Rnd 3: Sc in lp, (ch 7, sc in next lp) 7 times, ch 3, tr in first sc.

Rnd 4: Sc in lp, (ch 9, sc in next

lp) 7 times, ch 9, sc in first sc made.

Rnd 5: Sl st in next lp, ch 4, 2 tr cluster st in same lp, * (ch 5, 3 dtr cluster, ch 5, 3 tr cluster) in same lp, ch 2, (3 dc cluster, ch 2, 3 dc cluster) in next lp, ch 2, 3 tr cluster in next lp; repeat from * around, join last ch 2 to top of ch 3, cut and fasten thread.



Second Motif: Follow directions for rnds 1 through 4 of first motif.

Rnd 5: Sl st in next lp, ch 4, 2 tr cluster in same lp, ch 5, 3 dtr cluster in same lp, sl st in dtr cluster of first motif, ch 5, sl st in tr cluster of first motif, 3 tr cluster on same lp of second motif, continue as for first motif joining corresponding clusters, then complete as for first motif.

Make and join six rows of six motifs each, work a rnd of sc closely around edge, join, cut and fasten thread.

Pin doily face down on a padded surface and press with a warm iron.

CROCHET with LINEN

IRISH Linen Threads—in white, ecru and all colors—on convenient-sized tubes, popularly priced

Write for **FREE** Sample Card Today

GOLDEN RULE Products Est. 1888
115 FRANKLIN ST., NEW YORK 13, N. Y.



Design Smart Fashions LEARN AT HOME-SPARE TIME

Fascinating field. Design own wardrobe at considerable saving. Gain experience designing for others. It may lead to thrilling career—even a shop of your own some day. Basic "learn-by-doing" course under guidance of qualified teachers provides excellent starting point for a career. Send for free booklet. "Adventures in Dress Design."

NATIONAL SCHOOL OF DRESS DESIGN

835 Diversey Pkwy. Dept. 1527, Chicago 14, Ill.

Various Kinds of Edge Finishes

Bias fold, available at all notion counters in a variety of colors, is probably one of the most popular bindings used. It can be sewed to the edge of a piece of cloth, using the binder attachment. Only one row of stitching is needed because the edge of the cloth and both edges of the fold are caught in the one row of stitching. Fig. 1.

If cutting your own bias binding, allow twice the width of the finished binding plus seam allowance. Stretch bias strips slightly while pinning to material. Place right side of binding next to right side of garment, stitch along edge of right side, turn binding over seam to wrong side, turn raw edges under and hem with invisible stitches. Fig. 2.

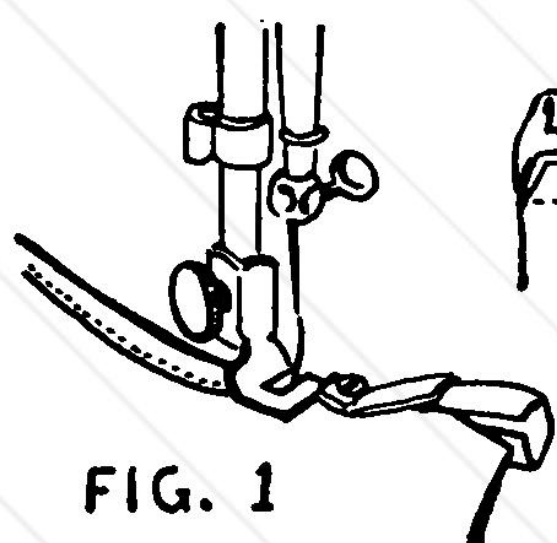


FIG. 1

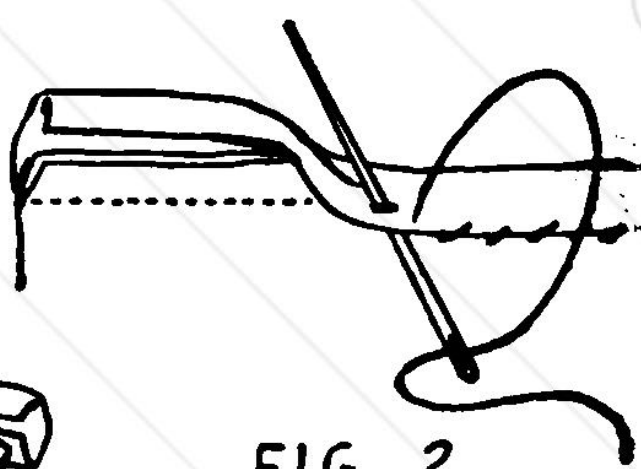


FIG. 2

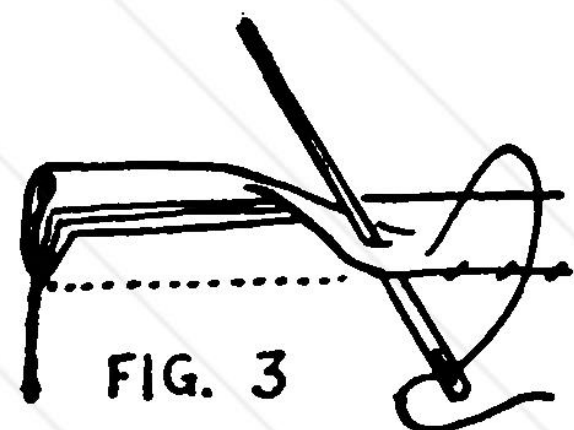


FIG. 3




FIG. 4

A French rolled edge is simply a bias strip folded in half. The two cut edges of the fold are stitched on the right side to the edge to be finished. Then turn fold over seam and hem on wrong side with invisible stitches, or catch in the machine stitches. This type of edge is often used around necks of blouses, sleeve edges or on children's dresses. Fig. 3.

Decorative trims such as rick rack are quite popular. Turn and press seam

allowance to wrong side. Lay edge on center of rick rack and stitch. For narrow rick rack, one row of stitching is sufficient; two rows are necessary for wider rick rack, so as to catch points on wrong side to make ironing easier. Fig. 4.

A ruffled lace edge is made by pulling one of the straight threads along the top of the lace, pushing the lace along this thread to form tiny gathers.

AMAZING • REAL

SEWING MACHINE

REAL SEWING ACTION
READY TO SEW!


IMAGINE ONLY
\$298
complete

- Every Adult or Youngster Can Operate Machine
- Sewing with Complete Safety
- Has Table Clamp, Spool Thread, Needle

Now, every young lady can stitch 'n' sew for herself—and for you—on her own sewing machine. This remarkable, imported sewing machine is easy to operate—just turn the handle of the crane . . . the machine does the rest! It's thrilling and interesting to do your own sewing—and imagine the money you will save! Made of all sturdy metal and finished in colorful, non-chipping enamel. A clamp holds the machine firmly to the table. **SEND NO MONEY!** Remit with order and we pay postage, or C.O.D. plus postage.

NOVELTY MART Dept. 177C
59 EAST 8th STREET, NEW YORK 3, N. Y.

Three-to-Make



4511 S., M., L.



9351
SIZES
34-48



9379

SIZES

S-14-16

M-18-20

L-40-42

9351—Slenderizing coat-style jumper and blouse ensemble. Sizes 34-48. Size 36 jumper, $3\frac{3}{8}$ yards 39-inch; blouse, $2\frac{1}{4}$ yards 39-inch material.

4511—Sew both versions! Sizes small 10-12, medium 14-16, large 18-20. Tailored weskit in medium size takes 1 yard 54-inch nap; other version, $1\frac{3}{4}$ yards 35-inch nap.

9379—A practical gift item for the holiday season. Sizes small 14-16, medium 18-20, large 40-42. Small size coverall takes 2 yards 35-inch material.

Send **THIRTY CENTS** (in coins) for each pattern to:

WORKBASKET Pattern Service

P. O. Box 6710

Chicago 80, Illinois

Or whip over edge with fine thread and long stitches, then draw up whipping thread. Hold lace toward you and against the right side of fabric. With small whipping or overcast stitches, sew to the edge of collars, cuffs, yokes or wherever desired. As you sew, ease the fullness with thumb of left hand. When finished turn the lace edge down, and press it neatly. Fig. 5.



FIG. 5




FIG. 6



FIG. 7




FIG. 8

Corded or piped edges are very decorative and are used on sport jackets, slip covers, pajamas, pillows, tailored garments and many other uses. Various sizes of cable cord can be purchased. To cover, cut a bias strip wide enough to cover cord and allow a half inch for seam. Fold bias piece right side out and in half over the cord. With cording foot on sewing machine, stitch as close as possible to cord. You may wish to baste before stitching, but it is not necessary. Guard against stretching bias strips when sewing. Place the covered cord on the edge to be trimmed so that it is just inside the seam allowance. Pin in place, now baste through

FREE TO HOME SEWERS



Amazing New Skirt Marker

When you join the Sew-At-Home Club. Learn how to get the very latest and finest of fabrics at wholesale prices, plus valuable sewing notions as FREE dividends. Without obligation, write today for full details and circular 102.

SEW-AT-HOME CLUB
PO Box 16, Canal St. Sta. N.Y. 13, N.Y.

Embroider Pillow Tubing

seamless

256

254

253

Pillow Tubing

HEMSTITCHED FOR CROCHET

A Real Buy
\$1.39
per pair

Money Back Guarantee
Lovely patterns stamped on firm-woven 42" Type 128 Tubing with sets to match.
18" x 33" Scarf..... Ea. 60¢
18" x 42" Scarf..... Ea. 60¢
Vanity Set, 3 pc..... 60¢
Add 10¢ postage and handling to each item. Any complete ensemble, postpaid..... \$3.25
Thread kit per item..... 20¢
Please order by pattern number.

LOCAL SEWING CLUB
124 OSBORN ST.
DEPT. 145
B'KLYN 12, N.Y.

DRESSMAKING Made Easy



Make Your Own Smart Clothes
with the A-D-J-U-S-T-A-B-L-E

Acme

DRESS FORM

• **DUPLICATES YOUR EXACT FIGURE.** Perfect fitting dresses easily, quickly, and economically reproduced. Makes DRESS-MAKING, a pleasure and a profitable pastime.

• **INDISPENSABLE FOR HOME DRESSMAKING . . .**

As necessary for fitting as the Sewing Machine for sewing. Solves your fitting problem.

• **ADJUSTABLE.** The NECK, SHOULDERS, BUST, WAIST, and HIPS are each independently adjustable so that it

will exactly reproduce any size, style or figure.

• **EASY PAYMENT TERMS.** Remit \$3; and we will send you our guaranteed \$15 ACME DRESS FORM. Pay the balance of \$12 at the rate of \$2 a month.

• **TEN DAYS' TRIAL.** If unsatisfactory, return form. We will gladly refund your money.

ACME DRESS FORM CO.

Dept. WB-5

ESTABLISHED OVER 40 YEARS

380 Throop Ave.

Brooklyn 21, N. Y.

WRITE FOR ILLUSTRATED BOOKLET

the seam line, catching both the seam allowance of cord and fabric underneath. Stitch with cording foot along the basting. Be careful going around

You can save money on your clothes... dress in the height of fashion... be envied by friends... train for opportunities in a big pay field!

Learn WOMEN'S TAILORING At Home

No sewing experience needed. Easy, practical, step-by-step training covers every phase of tailoring. **You learn-by-doing!** Many earn while they learn. Professional supplies included in low fee. Write for FREE booklet.

METROPOLITAN SCHOOL OF TAILORING
35 South Dearborn St., Dept. 2312, Chicago 3, Ill.



FREE IF YOU SEND NOW

exquisite *fabric catalog*; 50 actual samples of NEW radiant colors and enchanting tones, including choice selection of bridal material, with afternoon and evening dress fabrics. over a quarter of a century of reliability

FELSEN FABRICS, 101 Hester St., N. Y. City 2

STAMPED GOODS FOR EMBROIDERY

Direct from Manufacturer

SAVE MONEY—Obtain lovely art needlework at low prices. Complete line of stamped linens, cottons, pillow cases, luncheon sets, scarfs, tablecloths, infants' items, etc. **INSTRUCTIONS** included with every item. Also big selection yard goods. **Special Offer.** **WRITE FOR FREE 28-PAGE CATALOG**

EMBROIDERY GUILD
740 Broadway, Dept. 136
New York 3, N. Y.

FREE ILLUSTRATED CATALOG



EMBROIDERY — APPLIQUE



\$1.

Make beautiful embroidery with your sewing machine. Easy-to-use attachment fits all makes. Makes finest embroidery and applique on linens, silks, bedspreads, blouses, etc. Amazingly simple.

FANCY QUILTING

Easier, faster by machine with this attachment. Also do professional mending, sew zippers, darn stockings, attach buttons.

100 NEEDLEWORK DESIGNS

New package embroidery, quilting and applique designs. Attachment and complete, easy directions with big package of 100 designs. **SEND NO MONEY.** Mail name and address. Pay postman \$1.00 plus C.O.D. postage. **SAVE**—send cash, we pay postage. If not delighted return for \$1.00 back. **Guaranteed.**

FREE CATALOG

BOND-CRAFT, Dept. 1903, Box 644, Kansas City 10, Mo.

corners and curves to avoid puckering.

Bands of varying width and colors are often used to finish edges. Bias bands of plaids or contrasting colors are used for decoration on cuffs and neck openings. The right side of the band is stitched to the wrong side of the garment, then turned to the right side, press seam edge and stitch along top of band. Bands are also placed flat on various parts of the garment. Simply turn edges under and stitch. Fig. 7.

A picot edge is used most frequently on pillow slips, around lower edge of blouses and slips. Mark desired line for hemstitching; hemstitch and cut through center of hemstitching. Fig. 8.

Miscellaneous Tips for Home Sewing

If you're not sure of how to cut part of your pattern and no help is available, try cutting that part out of muslin or any piece of fabric you have.

Use a long stitch and loose tension to sew jersey fabrics—similar to that used when machine basting.

For growing girls, it's wise to leave an extra tuck inside the hem so it can be let out next year when they have grown taller.

For delicate hand work on infants' wear, use a very small needle, fine thread and a tiny stitch. For added durability, French-seam the garment and sew the first seam by machine, the second by hand.

Dress up a plain blouse or dress by carrying an extra set of buttons, such as rhinestone buttons sewn on small pieces that snap onto the blouse or dress.

You should always buy more material than the pattern calls for when making a plaid dress or blouse. It is most important that the plaid should

be matched at seams. Choose a simple pattern with little or no detail. It is smart to cut each piece single and match the plaid perfectly.

Skirts often sag or hang crooked because they were not cut with the grain of fabric as directed.

Pressing as you sew is essential for a more professional look. Press darts before they are sewn in a seam. If the darts are large, slash through the center and press open.

Bear in mind the weight of fabric you will be working with, when selecting the size of needle. Remember it should always be a little thicker than the thread, so it goes into the material easily.

Every sewing basket should have at least two pairs of scissors; one large pair for cutting out and a small pair to cut thread.

Before attempting to cut a garment, press all pattern pieces and material if necessary. Cut out on a smooth flat surface; mark all perforations and cut notches out from seams.

Pile fabrics, such as velvet and corduroy should be cut with the pile and design going up. This is sometimes difficult, but be sure all pieces are cut in the same direction.

Sanforizing—A patented steaming and stretching process which permanently shrinks the fabric so that future launderings will not shrink it more than 1%. This is used on cottons, linens and blends.

Crease-Resistant — Fabric is treated with certain resins to withstand crushing. Used most commonly on linens and cottons.

Keep a "Do It" book handy. Write things down as you think of them and check them off when they are done. No forgotten tasks.

If squeaky floors are your problem, sift talcum powder between the boards.

GIANT Scissors Closeout Bargain!

6 PIECE Guaranteed Perfect SCISSORS SET

For Every Sewing and Home Need

FORGED STEEL
PRECISION MADE
HEAT TREATED
RAZOR SHARP

Guaranteed
\$10.95
Value
ONLY
\$5.95

UNCONDITIONAL GUARANTEE
Try these scissors AT OUR RISK. If after using them for 10 days, you don't agree they're WORTH MANY DOLLARS MORE, than the SPECIAL CLOSE-OUT PRICE you paid, RETURN FOR FULL PURCHASE PRICE REFUND.

<p>1. ADJUSTABLE BUTTON HOLE SCISSORS. Automatically cuts any size button hole accurately.</p> <p>2. PROFESSIONAL PINKING SHEARS. Makes perfect pinked edge on heaviest or lightest material, quick and easy.</p> <p>3. SAFE 4" BLUNT TIP SCISSOR for bandages, or Children's use.</p>	<p>4. 7½" ANGLE TRIMMER. With clip point for heavy trimming.</p> <p>5. DELICATE EMBROIDERY SCISSOR. For all close needlework and Sewing.</p> <p>6. HEAVY DUTY KITCHEN SHEARS. 1,000 USES—cuts fish, meats, vegetables, opens jars, bottle tops, cracks nuts.</p>
--	--

MANUFACTURER'S LOSS—YOUR GAIN

Never before has this complete 6-piece set been offered at this amazing, LOW PRICE. One of the world's largest Manufacturers of fine shears has converted to war work and is clearing out his entire stock, at tremendous discounts. Act now—Examine set on 10-day NO RISK TRIAL.

Free

Free with every order—assorted size needles—for every sewing need—and automatic needle threader, FREE. Yours to keep, even if you return scissors.

SEND NO MONEY — 10-DAY FREE TRIAL

Rush your name and address to
PACKARD MERCHANDISING CORP. DEPT. S410
286 FIFTH AVE., NEW YORK 1, N. Y.
We will send your GIANT SCISSOR BARGAIN COD,
plus postage. Or send check or money order for
\$5.95 and SAVE POSTAGE COSTS.

FAB-TEX PAINTING KIT

Terrific! A brand new kit! Packed with everything you need for beautiful textile painting. Complete instructions, over 40 hot iron transfer designs for stencils, free-hand painting or embroidery, 5 one-ounce jars of Fab-TEX colors: Red, Yellow, Green, Blue and White plus one jar of Color-blend. One stencil knife, two fine brushes and stencil paper.

47 K 1505—Fab-TEX Kit2.50




Aunt Ellen's New Fab-TEX Designs

Shown Below — PARTY APRON SET. Four attractive party aprons with designs stamped on 140 count, White Percale for textile painting . . . to be sewn. Material for Yellow ruffles included. Complete instructions.

3 K 050—Four Apron Kit.....1.00


Shown Below — BEAUTY APRON SET. Cleverly designed apron set stamped on 140 count, White Percale with all necessary materials included. To be textile painted and embroidered. Easy to make . . . perfect for gifts.

3 K 83—Three Apron Kit.....1.00




PARTY LUNCH CLOTH—Designs stamped on 48x48 count, White Art Cloth. Cloth size, 36x36 inches with four 12x12 inch napkins. Edges plain. A delightful design to textile paint, embroider and finish.

12 K 0334—Complete Kit.....1.19



**NEW
CRISP
DESIGNS
FOR
PAINTING
AND
EMBROIDERY**



Please turn to page 75 for order blank. Order items from this page and pages 69, 70, 71, 72, 73, 74 & 75 on the same order blank. Postage Prepaid on cash orders of \$5.00 or more.

MODERN HANDCRAFT, INC., Dept. 741, 2401 Burlington, Kansas City 16, Missouri



GLOXINIA STENCIL DESIGN. Designed for painting or embroidery. Kit contains stamped designs on 42x36 in., 140 count, White Percale, stencil patterns and directions. Easy-to-do and so pretty!
14 K 2-391—Cases, Pr.....1.49



Special Aunt Ellen Prices for Christmas Gift Making. A brand new idea for beautiful handwork. Combine textile painting with embroidery for the loveliest results. Each kit has instructions explaining how to do this delightful craft.

HEART AND ROSES WITH DAISIES. Exquisitely dainty. Designed for painting or embroidery. Stamped on 42x36 in., 140 count, White Percale. White eyelet trim included, plus directions. Start now on these delightful pillowcases.
14 K 2-390—Pillowcases, Pr.....1.39


GORGEOUS PANSIES. Lovely designs stamped for painting or embroidery on 42x36 in., 80 Sq. White Muslin, flat, to be seamed and edges finished in Buttonhole Stitch. Complete instructions.
14 K 2-392—Pillowcases, Pr.....1.39



ASTERS AND DAFFODILS. Charming design for painting or embroidery on 42x36 in., 140 count, White Percale, flat, to be seamed and edges finished with lace. Kit contains stamped material and complete directions.
14 K 2-393—Pillowcases, Pr.....1.39

COLORFUL MORNING GLORIES. Refreshingly crisp design for painting or embroidery stamped on 42x36 in., 140 count, White Percale, flat, to be seamed and edges finished. Stamped materials plus directions.
14 K 2-394—Pillowcases, Pr.....1.39

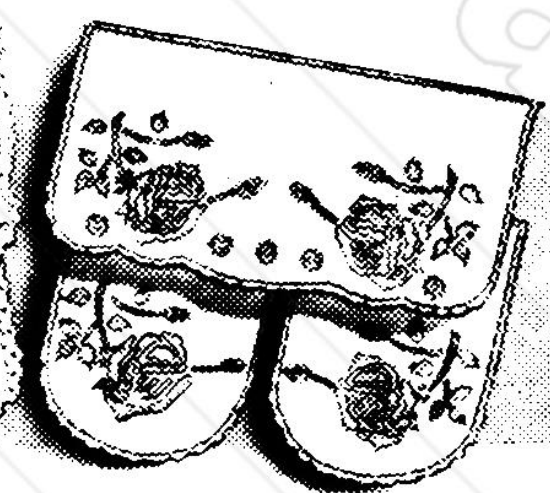


WILD ROSES AND BLUE BIRDS. New and romantic design for painting or embroidery on 42x36 in., 140 count, White Percale, flat, to be seamed and edges finished with lace. Directions included.
14 K 2-395—Pillowcases, Pr.....1.39



STENCIL ROSES. Favorite design in die-cut stencils with directions for painting. Kit includes 42x36 in., White, 80 Sq. Muslin cases, hemstitched hems.
14 K 0429—Sewn Pillowcases, Pr.....1.47

STENCIL DAISIES. A repeat motif in die-cut stencils with directions for painting. Sewn cases, 42x36 in., 80 Sq. Muslin with hemstitched hems. Anyone can paint lovely designs.
14 K 0428—Sewn Pillowcases, Pr.....1.47

STENCIL ROSES AND DAISIES. Distinctive design for textile painting. Kit includes a pair of sewn, hemstitched hemmed, 80 Sq., White Muslin cases and stencil patterns.
14 K 2-389—Sewn Pillowcases, Pr.....1.47



POINTER CHAIR SET. For textile painting or embroidery on White Art Cloth. Add lace.
27 K 855—Chair Set.....35c


PANSY CHAIR SET. For textile painting or embroidery. A delightful design stamped on White Art Cloth. Finish with Buttonhole Stitch.
27 K 856—Set.....35c

COCKATOO CHAIR SET. For skillful textile painting, with embroidery an added attraction. Stamped on White Art Cloth.
27 K 857—Set.....35c

ROSES AND DAISIES. You'll find this so fascinating. Use easy stencil patterns. Made of White Art Cloth. Directions.
27 K 858—Set.....49c

Please turn to page 75 for order blank. Order items from this page and pages 68, 70, 71, 72, 73, 74 & 75 on the same order blank. Postage Prepaid on cash orders of \$5.00 or more.

MODERN HANDCRAFT, INC., Dept. 741, 2401 Burlington, Kansas City 16, Missouri



1 SWAN AND CATTAILS. Ideal design for guest towels stamped on pure, imported Oyster Linen, 12x18 inches, edges plain to be hemmed and ends Buttonhole Stitched. Directions included. 38 K 1388—Each 23¢ 3 for 65¢

2 SAILING BOAT. A graceful and most appropriate design for show and practical guest towels with touches of easy cutwork in the waves and sails. On 12x18 in. imported Oyster Linen. Directions to finish included. 38 K 1389—Each 23¢ 3 for 65¢

3 COLORFUL PARROT. Vivid colors of the tropics blend well to make this a truly delightful design. The parrot quotes "Have A Towel" (not illustrated). On 12x18 in. Oyster Linen. 38 K 1390—Each 23¢ 3 for 65¢

4 CUTWORK DAFFODIL. A favorite with its easy cutwork and delicate colors. You'll finish it in a jiffy. Stamped on 12x18 in. Oyster Linen, edges plain, to be hemmed. Directions included. 38 K 1391—Each 23¢ 3 for 65¢

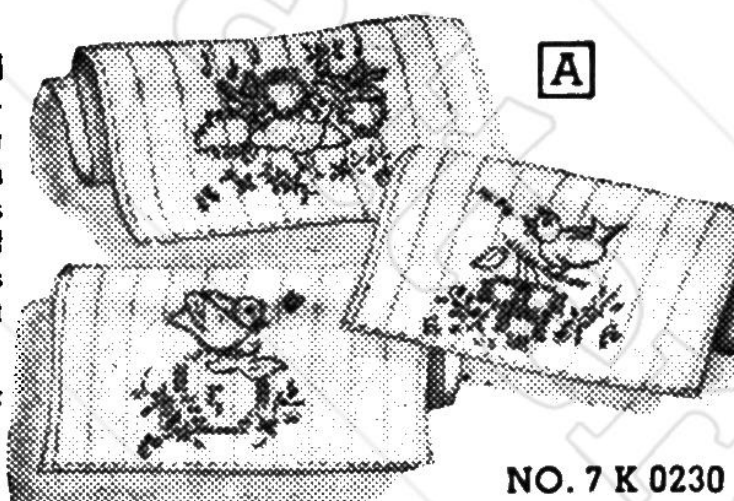
5 CUTWORK ROSES. Handsome cutwork roses make an heirloom treasure. A lush design stamped on 12x18 in. imported Oyster Linen. Edges plain, to be hemmed. Directions included. 38 K 1392—Each 23¢ 3 for 65¢

6 GORGEOUS ORCHID. Exotic motif, perfect for showy guest towels. Make this quick-to-embroider design. Stamped on 12x18 in. Oyster Linen. Directions included with each towel. 38 K 1393—Each 23¢ 3 for 65¢


BLUE BIRDS IN THE RAIN

A Just singin' in the rain, as cheerful as can be! Tea towel designs featuring before and after the shower song birds. So gay and colorful. Stamped on Red stripe Cotton, glass toweling, ends plain. Cut size, 16x27 inches. Made of fine Startex toweling that simply drinks the water! Complete directions with set of three.

7 K 0230—Set of 3, 16x27 in. 79¢




NO. 7 K 0230
ONLY 79¢



ROMANCE TEA TOWEL SET

B A story of love told in easy embroidery and featuring a lovely Colonial girl and her man. It's appealing and charmingly clever with a happy ending like all good stories when they join to become Mr. and Mrs. Colonial Couple. They're darling designs and I know everyone that marvels at your needle artistry will compliment you on your choice of subjects. The designs are stamped for easy stitchery on firm, Red bordered Cotton toweling, 16x27 inches, ends plain. Set of seven. Complete, easy-to-understand directions. This is an Aunt Ellen special selection.


7 K 0233—Set of 7, 16x27 in. 2.37



KITCHEN QUEEN DESIGN


C Here is a desirable and utterly clever new design that everyone has "o-o-o-o-hed" and "a-a-a-ahed" about. Set of seven designs stamped on thirsty, firm-woven, White Cotton toweling with an attractive multi-color border down each side. Easy embroidery, size, 16x27 inches. Ends are plain to be hemmed or finished with easy embroidery stitch. An extra stamped piece of heavy drill to make an unusual panholder is included with each set. Complete directions. You'll love this favorite new tea towel set.

7 K 0232—Set of 7 2.19



Please turn to page 75 for order blank. Order items from this page and pages 68, 69, 71, 72, 73, 74 & 75 on the same order blank. Postage Prepaid on cash orders of \$5.00 or more.

MODERN HANDCRAFT, INC., Dept. 741, 2401 Burlington, Kansas City 16, Missouri




BEAUTIFUL CROSS STITCH ROSES. A repeat favorite . . . vibrant colors in easy cross stitch design. Stamped on 80 Square White Muslin, 42x36 in., flat, to be seamed and finished.

14 K 392—Cases, 42x36, Pr.1.39


MATCHING 4 PIECE SET. On Oyster Linen—17x36 in. Scarf and Vanity set.

15 K 0502—Scarf & Vanity1.00



MAGNOLIA SWEETHEART HIS & HERS. New and sparkingly different! Luscious colors and easy embroidery . . . this is truly a delight to make. Stamped on 80 Square White Muslin, 42x36 in., seamed and hemstitched hemmed.

14 K 2-373—Cases, 42x36, Pr.1.67


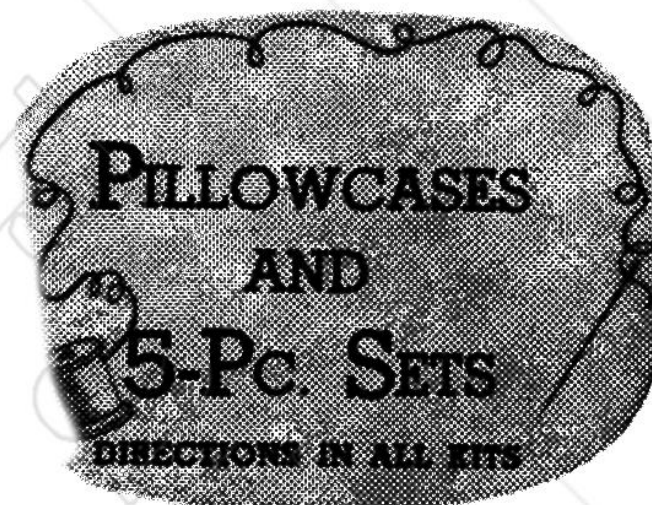


ORCHID CUTWORK. Elaborate decorative scrolls combine with the exotic beauty of orchids to make this design. On 80 Sq. Muslin cases, seamed and hemstitched.

14 K 2-374—Cases, 42x36, Pr.1.39

MATCHING 4 PIECE SET. On Oyster Linen. 17x36 in. Scarf and 3-Pc. Vanity.

15 K 0514—Scarf & Vanity89c



PRETTY BUTTERFLIES. Stamped on fine, 80 Sq., White Muslin, flat, 42x36 in., to be seamed and edges finished.

14 K 372B—Cases, 42x36, Pr.1.39

CUPIDS VALENTINE DESIGN. Same material as above. Stamped flat, to be finished.

14 K 371C—Cases, 42x36, Pr.1.39



COLONIAL MAID. Entrancingly silhouetted against lattice work. Stamped on 80 Sq. White Muslin, flat.


14 K 372A—Cases, 42x36, Pr.1.39

BASKET OF COSMOS. Expertly designed, for maximum beauty. On 80 Sq. Muslin.

14 K 391—Cases, 42x36, Pr.1.39


CROSS STITCH LILIES. Stamped flat on 80 Sq. White Muslin, 42x36 inches.

14 K 370B—Cases, 42x36, Pr.1.39




SATIN STITCH HIS AND HERS. Sculptured design to be worked with delicate pastel colors. Stamped on seamed and hemstitched hemmed cases, 42x36 in., cut size. A beautiful new Aunt Ellen feature presentation.

14 K 2-376—Cases, 42x36, Pr.1.67



CROSS STITCH LILIES WITH DAISIES. Always a favorite and so very easy to finish. Delicate colors of the beautiful waterlily combine with simple daisies for an enchanting design. Stamped on fine, 80 Square White Muslin, 42x36 inches, flat, to be seamed and edges finished. Directions included, of course. An excellent Aunt Ellen Value.

14 K 381—Pair1.39



GORGEOUS BASKET OF ROSES. Dainty Blanket Stitching combined with equally effective Lazy Daisy Stitches and Simple Outline Stitches make this a truly delightful pillowcase design. Clearly stamped on fine, high count, long wearing, 80 Square White Muslin. Flat, to be seamed and edges finished with easy Buttonhole Stitch. Complete directions and exceptional floss offer included.

14 K 412—Cases, 42x36, Pr.1.39



BLUEBIRDS AND APPLE BLOSSOMS. What could be nicer and more effectively designed? Graceful birds in flight amidst the jewel-tone colors of dainty apple blossoms. Stamped for embroidery on fine, 80 Square White Muslin cases, seamed and hemstitched with 3 inch hems. Cut size, 42x36 inches. Another Aunt Ellen Special!

14 K 2-375—Cases, 42x36, Pr.1.67

Please turn to page 75 for order blank. Order items from this page and pages 68, 69, 70, 72, 73, 74 & 75 on the same order blank. Postage Prepaid on cash orders of \$5.00 or more.

MODERN HANDCRAFT, INC., Dept. 741, 2401 Burlington, Kansas City 16, Missouri

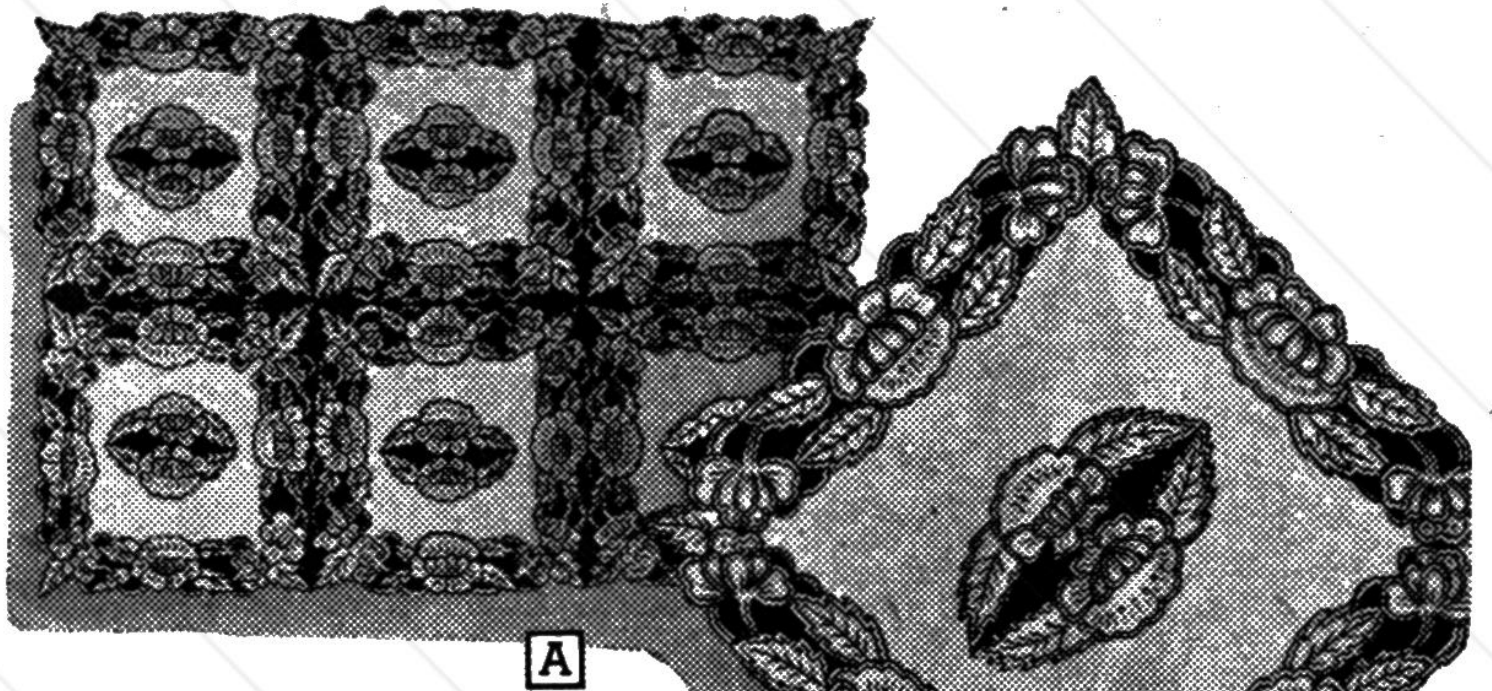
WILD ROSE CUTWORK

ADD-TO-SQUARES

A An exciting new cutwork design on fine quality imported Oyster Linen. Make tablecloths, scarfs, luncheon sets, doilies, etc. Simply buy the squares as you need them. They are so easy to join. Your choice of two popular sizes 12x12 inches and 18x18 inches. Sold in sets of 4 only. You'll be amazed at the ease of working this perfect design. Complete instructions tell you how and illustrated stitches lead the way. Order one or more sets now.

12 K 0323—12x12, Set of 4.....69c

12 K 0324—18x18, Set of 4.....1.29



CORAL LILY CUTWORK

ADD-TO-SQUARES

B Classically designed to allow you to make the most luxuriant, utterly beautiful tablecloths, scarfs, etc. You'll love them for special occasions and they'll surely become treasured heirlooms that will wear and wear. Designs stamped for cutwork embroidery on fine, imported Oyster Linen in clear, easy-to-follow outline. Complete instructions tell you how and illustrated stitches are included. Choice of two sizes: 12x12 inches and 18x18 inches.

12 K 0325—12x12, Set of 4.....69c

12 K 0326—18x18 Set of 4.....1.29



CROSS STITCH ROSE AND DAISY BOUQUET

C Rich, brilliant colors accentuate this exceptional rose and daisy Cross Stitch design stamped on Oyster Linen squares and sold in sets of 4 squares. An ideal solution for that extra special table cloth need. Each block is worked first and then seamed together . . . then, the daisy designs are embroidered over the joining seams. Choice of two sizes: 12x12 inches and 18x18 inches.

12 K 0335—12x12, Set of 4.....57c

12 K 0331—18x18, Set of 4.....1.19

MEXICAN LUNCH SET WITH NAPKINS

D Designed for colorful smartness to make your table the most charming and attractive ever enjoyed. The same designs as the more expensive materials listed below but stamped on inexpensive, firm-weave, long wearing Type 128 Sheeting. Choice of colors: White, Blue, Rose or Maize. Four 12x12 in. Napkins included.


12 K 327—Cotton, 36x361.19

12 K 0291—Cotton, 60x602.29

Same design as above stamped on fine imported Linen. Choice of colors: Oyster, Blue, Rose or Maize. Four 12x12 inch napkins included

12 K 328—36x36.....1.59

12 K 0292—54x54.....3.59



Please turn to page 75 for order blank. Order items from this page and pages 68, 69, 70, 71, 73, 74 & 75 on the same order blank. Postage Prepaid on cash orders of \$5.00 or more.

MODERN HANDCRAFT, INC., Dept. 741, 2401 Burlington, Kansas City 16, Missouri

CROSS STITCH ROSE

Choice of Cotton or Linen

1 Dramatic Cross Stitch Roses in entrancing solid or multi-colors. Stamped on two sizes with bordered napkins to match. Your choice of White, Blue, Rose or Maize in fine, firm-weave Art Cloth (Cotton) or Oyster, Blue, Rose or Maize in imported Linen. Each set complete with cloth and four 12x12 inch napkins.


12 K 333—Cotton, 36x36, w/Nap.....1.19
 12 K 332—Linen, 36x36, w/Nap.....1.79
 12 K 341—Linen, 54x54, w/Nap.....3.49

SNOW FLAKE CROSS STITCH

3 POPULAR SIZES

2 Lacy design . . . sparkling with the brilliance of delicate snowflakes. Each set with 4 napkins, 12x12 inches. Choice of firm-weave Art Cotton or lustrous, long wearing, imported Linen. Cotton colors: White, Blue, Rose or Maize. Linen colors: Oyster, Blue, Rose or Maize.

12 K 0294—Cotton, 36x36, w/Nap.....1.39
 12 K 0295—Cotton, 60x60, w/Nap.....2.37
 12 K 0290—Linen, 36x36, w/Nap.....1.79
 12 K 346—Linen, 54x54, w/Nap.....3.29



GREEK KEY CROSS STITCH

Oyster, Blue, Rose & Maize

3 Lovely . . . lovely Cross Stitch. Classic beauty, so simple and dramatic. Set a perfect table with this new design. Choice of two sizes. Napkins available separately so you can order as many as you need. Color choice of imported Linens: Oyster, Blue, Rose or Maize. Use all one color for the design in Cross Stitch. Instructions included.

12 K 0306—54x54, Oyster.....2.47
 12 K 0307—54x72, Oyster.....3.29
 12 K 0308—54x54, Colors.....2.89
 12 K 0309—54x72, Colors.....3.54
 13 K 0351—4 Napkins, 12x12.....67c

FLORAL BEAUTY CROSS STITCH ON OYSTER LINEN

4 Handsome floral design to be worked in one color floss or in multi-colors. An exceptional new design that we're proud to offer you. Available only from Modern Handcraft . . . and at such wonderful prices! Stamped designs are clear and regular on imported Oyster Linen . . . a lustrous, heirloom quality. Instructions included.


12 K 0322—54x54, w/Napkins.....3.29

Please turn to page 75 for order blank. Order items from this page and pages, 68, 69, 70, 71, 72, 74 & 75 on the same order blank. Postage Prepaid on cash orders of \$5.00 or more.

MODERN HANDCRAFT, INC., Dept. 741, 2401 Burlington, Kansas City 16, Missouri



**EXPENSIVE LOOKING
MODERATELY
PRICED**




GOLDEN ROSE BUD DESIGN—Extravagantly designed for the ultimate in embroidery beauty. Stamped carefully and expensively by hand with intricate designs to be worked with simple embroidery stitches that are so very easy. 42x36 inches, flat stamped pillowcases on 140 count White Percale with matching 4-piece set on the same fine material (lace edges not included). Complete directions.

14 K 0426—Pillowcases, 42x36 inches.....Pr. 1.39
15 K 0516—Matching Scarf, 18x36, 3-Pc. Vanity.....44c

GARDEN FLOWER GIRL—Charming design for heirloom embroidery. Gay garden colors bring sparkling vivacity to this pretty Colonial Garden Flower Girl. Stamped on 140 count White Percale. Matching set on same material.

14 K 0427—Pillowcases, 42x36 inches, flat.....Pr. 1.39
15 K 0517—Matching Scarf, 18x36, 3-Pc. Vanity.....44c



A GOOD NIGHT AND ROSES—A novelty (favorite!) Easy Cross Stitch embroidery for the entire design with its colorful roses accented with touches of Green leaves. Stamped on 128 count White Sheeting, flat, ends plain. Matching 5-piece set on same material.

14 K 0409—Cases, 42x36.....Pr. 1.49
15 K 0513—Matching 5-Pc. Set.....69c

FIRST THREE DESIGNS SHOWN AT LEFT are stamped on Type 128 White Sheeting, flat, to be seamed and finished. Cleverly designed cutwork for matchless beauty. (B) Wild Roses; (C) Daffodils; (D) Tea Roses.

(B) 14 K 2-370—Cases, 42x36.....Pr. 1.49
(C) 14 K 2-371—Cases, 42x36.....Pr. 1.49
(D) 14 K 2-372—Cases, 42x36.....Pr. 1.49



E IRISH ROSE CROCHET—Pillow Tubing. An exquisite design to be made with Type 128, 42 inch pillow tubing. Easy crochet directions tell you how to work and set in the finished flowers and then add the dainty edging. Kit has complete instructions, thread and good quality tubing.

14 K 2-388—Tubing, 42x33.....Pr. 1.47



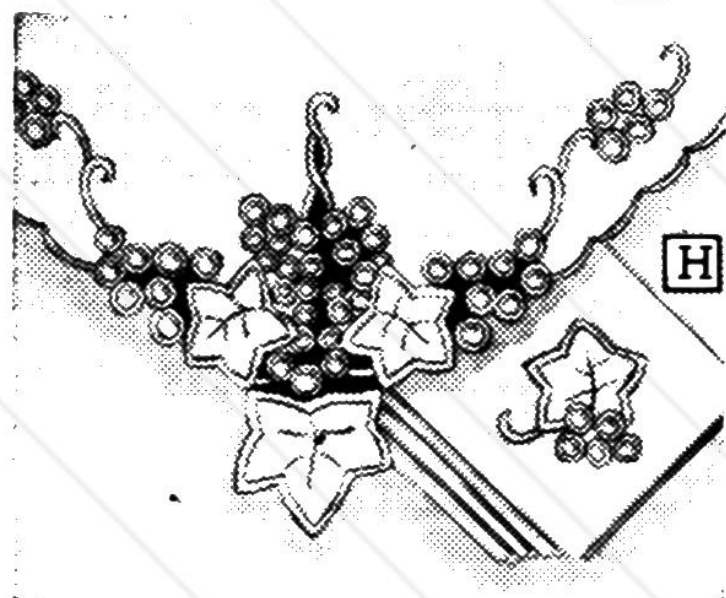
F CROSS STITCH—A companion design for (A) above and one equally charming. Stamped on Type 128 White Sheeting. Flat, to be seamed and edges Buttonhole Stitched. Cut size, 42x36 inches. Matching set on the same fine material. Complete directions included.

14 K 0407—Cases.....Pr. 1.49
15 K 0512—5 Pcs.....69c



G SEA SHELL CROCHET—One of our favorite designs that has been so very popular. Easy crochet combines with the fine 80 Square White Muslin to make a truly perfect gift set. Included in each kit are materials, the best threads for crochet and complete, easy directions. (Kits for pillowcases and matching set, on Oyster Linen, ordered separately.)

14 K 402—Cases.....Pr. 1.57
15 K 0509—4 Pcs.....1.37

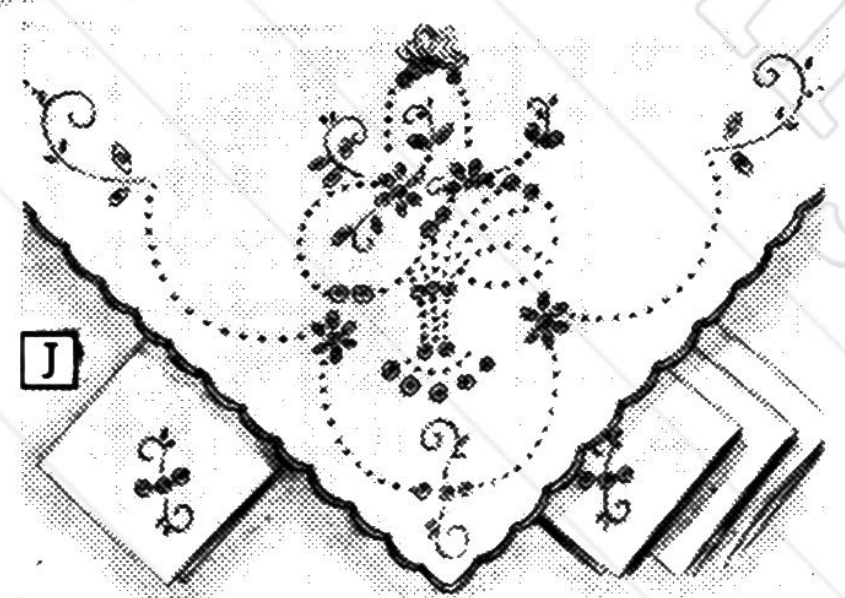


H GRAPE CUTWORK ON LINEN—Richly designed for favorite cutwork lunch cloth on fine, imported Oyster Linen. High count, smooth woven, lustrous material for perfect needlework. Stamped for embroidery, 36x36 inches with four 12x12 inch napkins.

12 K 0332—Cloth & 4 Napkins.....1.79

J FRENCH KNOT BASKET OF FLOWERS. A delicately beautiful design that in reality is sturdy and will wear and wash well. Stamped on 36x36 inch Oyster Linen with four 12x12 inch napkins to match. Edges plain to be Buttonhole Stitched.

12 K 0333—Cloth & 4 Napkins.....1.43



Please turn to page 75 for order blank. Order items from this page and pages 68, 69, 70, 71, 72, 73 & 75 on the same order blank. Postage Prepaid on cash orders of \$5.00 or more.

MODERN HANDCRAFT, INC., Dept. 741, 2401 Burlington, Kansas City 16, Missouri

CROCHET TINY GARMENT AND' YOU
have a delightful dresser doll that can be made into a powder doll. Kit includes 6½ inch doll of plastic with roguish eyes, yarn to make the dress or suit, caps and pom-poms on their feet. Remove hats to shake powder.


35 K 1050—Single Kits 79c

Build your order to \$5.00 or more and SAVE! Postage Prepaid on cash orders of \$5.00 or more.

[illegible]

Use this order blank to order items selected from pages 68, 69, 70, 71, 72, 73, 74 & 75.

MODERN HANDCRAFT, INC., Dept. 741, 2401 Burlington, Kansas City 16, Missouri



Basket of Books

CREATIVE HANDS

Doris Cox and Barbara Warren
(357 pages; illustrated; John Wiley & Sons,
Inc., New York City, New York; \$6.50)

Because of the outstanding success of the first edition of "Creative Hands," which appeared in 1945, and because of the many requests and suggestions they have received, Doris Cox and Barbara Warren have produced this new edition which condenses or generalizes some crafts included in their earlier book and which also introduces some new techniques. Both women have distinguished backgrounds as teachers of art and of handicrafts. They both obviously possess not only a thorough knowledge of their subject as well as an appreciation of the problems it raises, but they also bring to their writing an intelligent enthusiasm which is bound to stimulate their readers. In

their preface they say that "This book is our answer to the need voiced by many beginners. The group such people represent can be divided into the following classifications: 1. The person who lacks training; 2. The person lacking self-assurance; 3. The person who is budget-conscious; 4. The person who lives in cramped quarters; 5. The person who desires a creative hobby; 6. The person who needs therapeutic handicraft; and 7. The person engaged in teaching or in camp, social center, or club work."

The first chapters deal with the basic principles of all handicrafts, namely, the appreciation and understanding of design and color as well as the over-all importance of good taste. In this connection the authors say that "the need for harmonious combination of design and finished product cannot be overstressed," and they continue to emphasize this point throughout the book as they proceed from craft to craft, beginning with the various decorative and useful objects that may be made with small left-over pieces of wall paper. Illustrated are an attractive lamp shade and table mat that the rawest amateur could achieve without much difficulty. Slightly more ambitious, but still quite



BE A Nurse

MAKE \$50-\$60 A WEEK

Practical nurses are needed in every community . . . doctors rely on them . . . patients appreciate their cheerful, expert care. You can learn practical nursing at home in spare time. Course endorsed by physicians. 52nd yr. Earn while learning. High School

not required. Men, women, 18 to 60. Trial plan. Write now!

CHICAGO SCHOOL OF NURSING

Dept. 5210, 41 East Pearson Street, Chicago 11, Ill.

Please send free booklet and 16 sample lesson pages.

Name
City State Age

simple, is a desk set complete with waste basket.

The next craft to be examined is finger weaving and card weaving. Techniques are explained and illustrated and specific details are given on how to make belts either with leather thongs or with heavy weight yarn. In the needlework section there are two full pages of diagrams showing the stitches most likely to be needed in decorative work. The authors also tell how to make such things as needle point buttons, embroidered felt booties for babies, and assorted cloth bags. One of the more interesting bags, incidentally, is a beach bag made of white duck and lined with waterproof silk on which a fine design has been stenciled instead of embroidered.

Other crafts on which Miss Cox and Miss Warren have focused their microscope include block printing, stenciling, the making of buttons, decorative painting to brighten up the house, leather work, metal craft, and the making of portfolios. As a sort of bonus they also give their readers a charming final chapter on the making of delightful holiday cookies and on the batik process of coloring Easter eggs. There is something here for practically anyone interested in craft work and it is presented in exceptionally lucid fashion in this fine book.

THE FIRST BOOK OF FELT CRAFT

(32 pages; illustrated; Fun With Felt Corporation, New York, N. Y. 50c.)

To make interesting, beautiful or useful things by hand is always fascinating fun, but here is a booklet that makes possible the addition of gratifying profit, as well.

A graphic definition and history of felt in general, make interesting reading. There are detailed directions for

working with felt, whether sewing or gluing. Also you'll find bazaar suggestions. The making of decorations and flowers as well as decorative stitches are all illustrated. Actual cutting guides are given for handbags, coin purses, a scissors case, a beanie, belts, Christmas decorations and cards, novelties, dolls, stuffed animals, baby shoes, garments and many household items.

These items can be recommended for recreation, the small shop owner, bazaars, camp crafts or occupational therapy.

GET \$60⁰⁰ EXTRA a month
This easy, fun way!



Be a Bob-Art Representative. Make \$60.00 or more a month EXTRA up to Christmas. No experience, no investment. We furnish *everything* with full instructions. SHOW friends, neighbors, fellow workers samples of amazing 1951 Bob-Art Christmas Card Bargains; other popular Bob-Art specialties that **SELL ON SIGHT!** ACCEPT orders; POCKET extra CASH. Big Christmas Season ahead. Start NOW! Send postal to

BONUS PRIZES

Besides Big Profits, our Representatives also get CASH BONUSES and valuable Merchandise PRIZES. Post Card brings FREE Information.

BOB-ART GREETINGS
Dept. L-4, 278 Wash. Ave.
Chelsea 50, Mass.

MATERNITY STYLE BOOK FREE

LANE BRYANT Maternity clothes are new Fifth Avenue styles that keep you smart throughout pregnancy. Adjust easily to your changing figure.

- Misses' Sizes 10 to 20
- Junior Sizes 9 to 17
- Women's Sizes 36 to 44

Dresses from \$2.98 up; also supporters, undies. Everything for Baby, too. LOW prices. Mail coupon for your FREE Style Book in plain wrapper.

Lane Bryant

INDIANAPOLIS 17,
INDIANA DEPT. 936



Mail FREE Maternity Style Book in plain wrapper (936)

Name _____

Address _____

Post Office _____ State _____

Reducing Specialist Says: **MOST ANY PART OF THE BODY WITH**
LOSE WEIGHT

Spot Reducer
Relaxing • Soothing Penetrating Massage

REDUCE Where It Shows Most



TAKE OFF UGLY FAT!

Don't Stay FAT—You Can LOSE POUNDS and INCHES SAFELY

without risking HEALTH

Take pounds off—keep slim and trim with Spot Reducer! Remarkable new invention which uses one of the most effective reducing methods employed by masseurs and turkish baths—**MASSAGE!** With the **SPOT REDUCER** you can now enjoy the benefits of **RELAXING, SOOTHING** massage in the privacy of your own home! Simple to use—just plug in, grasp handle and apply over most any part of the body—stomach, hips, chest, neck, thighs, arms, buttocks, etc. The relaxing,

soothing massage breaks down **FATTY TISSUES**, tones the muscles and flesh, and the increased awakened blood circulation carries away waste fat—helps you regain and keep a firmer and more **GRACEFUL FIGURE!**

Your Own Private Masseur at Home

When you use the Spot Reducer, it's almost like having your own private masseur at home. It's fun reducing this way! It not only helps you reduce and keep slim—but also aids in the relief of those types of aches and pains and tired nerves that can be helped by massage! The Spot Reducer is handsomely made of lightweight aluminum and rubber and truly a beautiful invention you will be thankful you own. **UNDERWRITERS LABORATORY APPROVED**



TRY THE SPOT REDUCER 10 DAYS FREE IN YOUR OWN HOME!

Mail this coupon with only \$1 for your Spot Reducer on approval. Pay postman \$8.95 plus delivery—or send \$9.95 (full price) and we ship postage prepaid. Use it for ten days in your own home. Then if not delighted return Spot Reducer for full purchase price refund. Don't delay! You have nothing to lose—except ugly, embarrassing, undesirable pounds of **FAT**.

MAIL COUPON NOW!

SENT ON APPROVAL

**SPOT REDUCER CO., Dept. E-690
318 Market St., Newark, New Jersey**

Please send me the Spot Reducer for 10 days trial period. I enclose \$1, upon arrival I will pay postman only \$8.95 plus postage and handling. If not delighted I may return **SPOT REDUCER** within 10 days for prompt refund of full purchase price.


Name

Address

City State.....

☐ **SAVE POSTAGE**—check here if you enclose \$9.95 with coupon. We pay all postage and handling charges. Same money back guarantee applies.

LOSE WEIGHT OR MONEY BACK



ALSO USE IT FOR ACES AND PAINS



CAN'T SLEEP:

Relax with electric Spot Reducer. See how soothing its gentle massage can be. Helps you sleep when massage can be of benefit.



MUSCULAR ACES:

A handy helper for transient relief of discomforts that can be aided by gentle relaxing massage.

Like a magic wand, the "Spot Reducer" obeys your every wish. Most any part of your body where it is loose and flabby, wherever you have extra weight and inches, the "Spot Reducer" can aid you in acquiring a youthful, slender and graceful figure. The beauty of this scientifically designed Reducer is that the method is so simple and easy, the results quick, sure and harmless. No exercises or strict diets. No steambaths, drugs or laxatives.

Thousands have lost weight this way—in hips, abdomen, legs, arms, etc. The same method used by many stage, screen and radio personalities and leading reducing salons. The "Spot Reducer" can be used in your spare time, in the privacy of your own room. It is Underwriters Laboratory Approved! Two weeks after using the "Spot Reducer," look in the mirror and see a more glamorous, better, firmer, slimmer figure that will delight you. You have nothing to lose but weight for the "Spot Reducer" is sold on a

MONEY BACK GUARANTEE



Thrilling News About That CHRISTMAS DOLL!

EMBROIDER DOLL OUTFITS

Only Little Touches of EMBROIDERY

Necessary To Complete The

ALL-READY-MADE Outfits!



FLANNELETTE SACQUE,
KIMONO, BUNTING,
BLANKET. ALL 4 PIECES

\$1.00

52—Complete Doll Layette Outfit you can quickly embroider for a "little mother's baby." Ready-made flannelette Sacque, Kimono, and Blanket have stitched edges; Bunting neatly bound. Dainty stamped design. Embroidery floss to finish, 15c extra. Fits 14 to 16-in doll. Outfit \$1.00 plus 10c shipping, handling.



BONNET, BIB, DRESS
AND MATCHING SLIP.
ALL 4 PIECES

\$1.00

53—"Dress-Up" Doll Outfit for simple embroidery to delight your little girl. Ready-made Bonnet, Bib and Dress—all lace-trimmed—and matching slip with stitched edge. Fits 14 to 16-in doll. Embroidery floss to complete the outfit, 15c extra. Order by number. Outfit \$1.00 plus 10c for shipping and handling.



Give Your Gift
In This STOCKING!

54—Fine ready-made red cotton fabric stockings ready to embroider. Large enough for Santa to see, stamped with the name you request. Embroidery thread included. Give your doll outfit in one of these.

2 FOR **\$1.00**


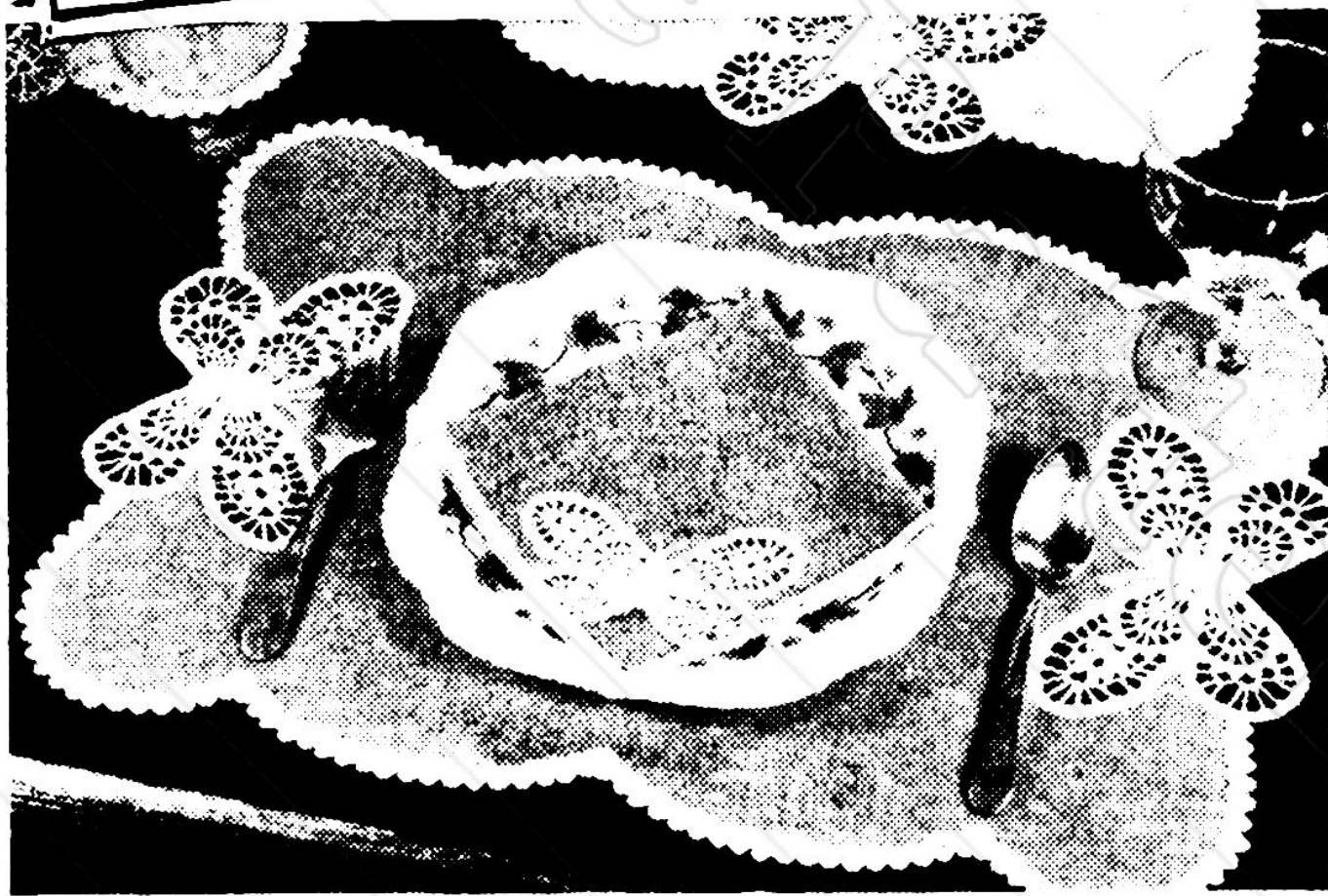

HOW TO ORDER

Order by Number and Item. Add 10c for Shipping and Handling each \$1.00 purchase, and include with your remittance. 100% Satisfaction or your money back. Be sure to state clearly your name, address, city and state!

FREDERICK HERRSCHNER CO.
33 S. WABASH AVE., CHICAGO 3, ILL.

TABLE Doilies

NEW ORIGINAL
CROCHET DESIGNS



Crochet doilies for your dinner table, doilies for Christmas and wedding gifts. Lily TABLE DOILIES No. 60, illustrated in full color, gives you designs that will make any table prettier. Some doilies are all crochet, some linen and crochet; some white, some brightly colored; some formal, some informal. All are a pleasure to crochet and a delight to use or give away. Featuring DAISY, the favorite mercerized crochet cotton of many crocheters throughout the country.

Only 10c Postpaid

Table
doilies
10c



LILY MILLS CO., Dept. X. Shelby. N. C.

Gentlemen: I enclose 10¢ in coin (no stamps, please). Send me your new crochet design book, Table Doilies, No. 60.

NAME _____

ADDRESS _____

CITY _____

STATE _____

THIS OFFER GOOD ONLY IN U. S. A.