

**The Antique Pattern Library**

For more information, please see our website at: <http://www.antiquepatternlibrary.org>



This is a scan of an antique book that is, to the best of our knowledge, in the public domain. The scan itself has been photo-edited for readability, and is licensed under the **Creative Commons** Attribution-NonCommercial-ShareAlike License. To view a copy of this license, visit <http://creativecommons.org/licenses/by-nc-sa/2.5/> or send a letter to Creative Commons, 559 Nathan Abbott Way, Stanford, California 94305, USA.

You may share copies or printouts of this scan freely. You may not sell copies or printouts.

Donated by

Adrienne Kattke

05/2007

## PLATE IV

For executing the figure 43 use one of the articles indicated below :


Articles to be used :	For the tracing : (*)	For the lace stitches, the corded bars and the button-hole stitch :
D.M.C Special crochet cotton..... (Cordonnet spécial)	N° 40.....	N° 20.....
D.M.C Flax lace thread..... (Lin pour dentelles)	N° 30.....	N° 16.....
D.M.C Alsatia.....	N° 40.....	N° 25.....

For executing the figures 44 and 45 use one of the articles indicated below :


Articles to be used :	For the tracing : (*)	For the overcast bars :	For the lace stitches, the corded bars and the button-hole stitch :
D.M.C Special crochet cotton..... (Cordonnet spécial)	N° 40.....	N° 80.....	N° 30.....
D.M.C Flax lace thread..... (Lin pour dentelles)	N° 30.....	N° 45.....	N° 20.....

(\*) Use D.M.C Alsatian thread (Fil d'Alsace) N° 300 for fixing the threads of the tracing.


NEEDLE-MADE LACES — 1<sup>st</sup> Series




Pattern of figure 46.




Pattern of figure 47.



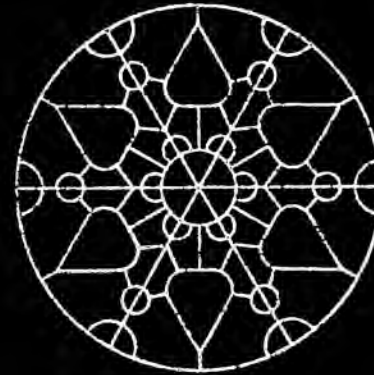
Pattern of figure 48.




Pattern of figure 49.



Pattern of figure 50.



Pattern of figure 51.



Pattern of figure 52.

See at the back directions as to the materials to be used for the laces of this plate.

## PLATE V

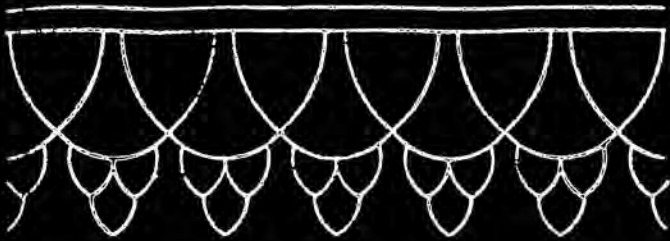
For executing the figures 46, 47, 48, 49, 50, 51 and 52 use one of the articles indicated below :

Articles to be used :	For the tracing :(*)	For the open-work lace stitches :	For the close lace stitches and the corded bars :	For the button-hole stitch :
D.M.C Special crochet cotton..... (Cordonnet spécial)	N° 50.....	N° 100.....	N° 50.....	N° 40.....
D.M.C Flax lace thread..... (Lin pour dentelles)	N° 35.....	N° 50.....	N° 35.....	N° 30.....


(\*) Use D.M.C Alsatian thread (Fil d'Alsace) N° 400 for fixing the threads of the tracing.



NEEDLE-MADE LACES — 1<sup>st</sup> Series




Pattern of figure 53.




Pattern of figure 54.




Pattern of figure 55.



Pattern of figure 56.



Pattern of figure 57.



Pattern of figure 58.

See at the back directions as to the materials to be used for the laces of this plate.

## PLATE VI


For executing the figures 53, 54, 55, 56, 57 and 58 use one of the articles indicated below :

Articles to be used :	For the tracing : (*)	For the open-work lace stitches :	For the close lace stitches :	For the corded bars and the button-hole stitch :
D.M.C Special crochet cotton..... (Cordonnet spécial)	N° 50.....	N° 100.....	N° 50.....	N° 40.....
D.M.C Flax lace thread..... (Lin pour dentelles)	N° 35.....	N° 50.....	N° 35.....	N° 30.....


(\*) Use D.M.C Alsatian thread (Fil d'Alsace) N° 400 for fixing the threads of the tracing.




NEEDLE-MADE LACES — 1<sup>st</sup> Series




Pattern of figure 59.



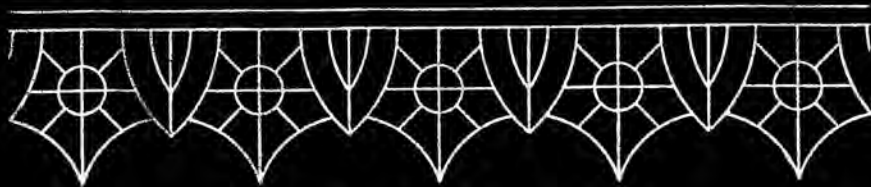
Pattern of figure 60.



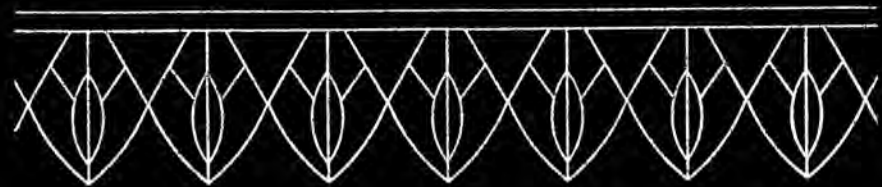
Pattern of figure 61.



Pattern of figure 62.



Pattern of figure 63.



Pattern of figure 64.

See at the back directions as to the materials to be used for the laces of this plate.

## PLATE VII


For executing the figures 59, 60, 61, 62, 63 and 64 use one of the articles indicated below :

Articles to be used :	For the tracing : (*)	For the open-work lace stitches :	For the close lace stitches :	For the corded bars and the button-hole stitch :
D.M.C Special crochet cotton..... (Cordonnet spécial)	N° 50.....	N° 100.....	N° 50.....	N° 40.....
D.M.C Flax lace thread..... (Lin pour dentelles)	N° 35.....	N° 50.....	N° 35.....	N° 30.....


(\*) Use D.M.C Alsatian thread (Fil d'Alsace) N° 400 for fixing the threads of the tracing.




NEEDLE-MADE LACES — 1<sup>st</sup> Series



Pattern of figure 65.



Pattern of figure 66.



Pattern of figure 67.

See at the back directions as to the materials to be used for the laces of this plate

## PLATE VIII



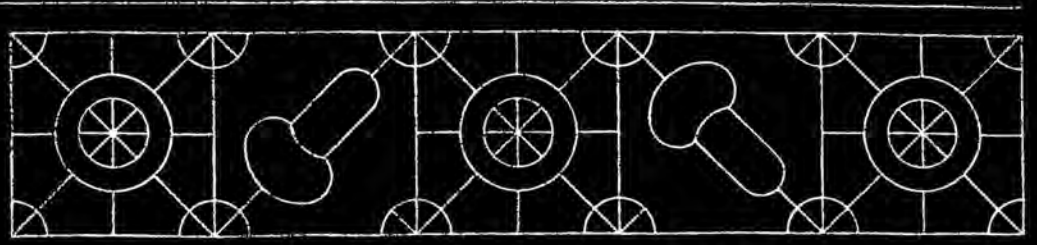
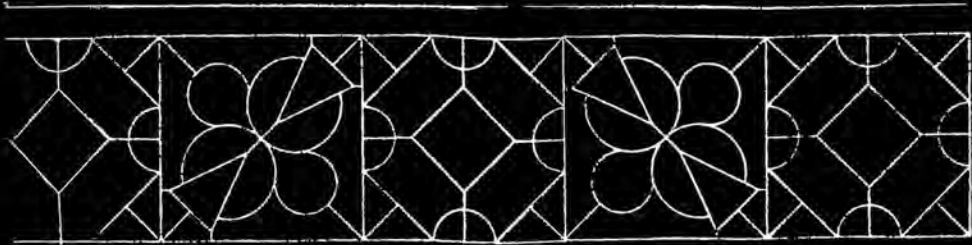
For executing the figures 65, 66 and 67 use one of the articles indicated below :

Articles to be used :	For the tracing : (*)	For the open-work lace stitches :	For the close lace stitches and the corded bars :	For the button-hole stitch :
D.M.C Special crochet cotton..... (Cordonnet spécial)	N° 30.....	N° 80.....	N° 40.....	N° 30.....
D.M.C Flax lace thread..... (Lin pour dentelles)	N° 35.....	N° 45.....	N° 30.....	N° 20.....

(\*) Use D.M.C Alsatian thread (Fil d'Alsace) N° 400 for fixing the threads of the tracing.



NEEDLE-MADE LACES — 1<sup>st</sup> Series



Pattern of figure 68.

Pattern of figure 69.

See at the back directions as to the materials to be used for the laces of this plate.




## PLATE IX

For executing the figures 68 and 69 use one of the articles indicated below :


Articles to be used :	For the tracing : (*)	For the open-work lace stitches :	For the close lace stitches and the corded bars :	For the darning stitches and the button-hole stitches :
D.M.C Special crochet cotton..... (Cordonnet spécial)	N° 50.....	N° 80.....	N° 40.....	N° 30.....
D.M.C Flax lace thread..... (Lin pour dentelles)	N° 35.....	N° 45.....	N° 30.....	N° 20.....

(\*) Use D.M.C Alsatian thread (Fil d'Alsace) N° 400 for fixing the threads of the tracing.


NEEDLE-MADE LACES — 1<sup>st</sup> Series



Pattern of figure 70.




Pattern of figure 71.



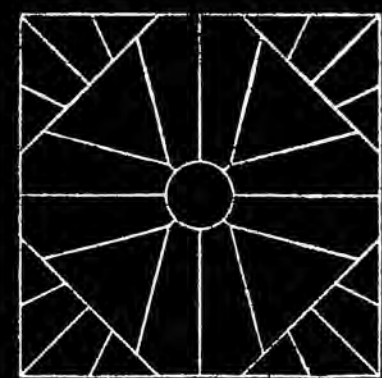
Pattern of figure 72.



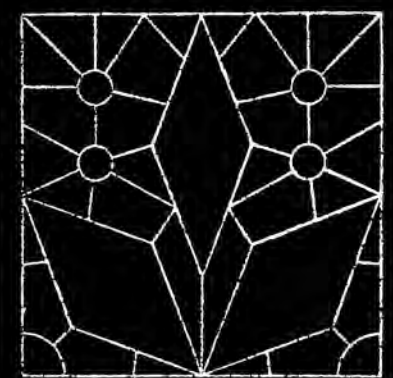
Pattern of figure 73.



Pattern of figure 74.



Pattern of figure 75.



Pattern of figure 76.

See at the back directions as to the materials to be used for the laces of this plate.

## PLATE X

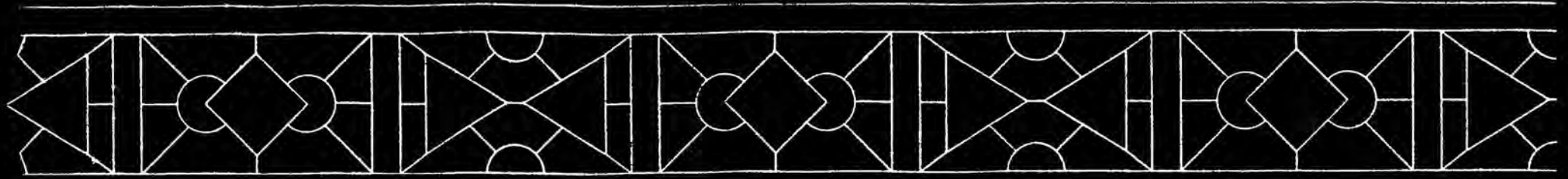
For executing the figures 70, 71, 72, 73, 74, 75 and 76 use one of the articles indicated below :

Articles to be used :	For the tracing : (*)	For the lace stitches, the bars and the button-hole stitch :
D.M.C Special crochet cotton..... (Cordonnet spécial)	N° 50.....	N° 40.....
D.M.C Flax lace thread..... (Lin pour dentelles)	N° 35.....	N° 30.....
D.M.C Alsatia.....	N° 40.....	N° 40.....

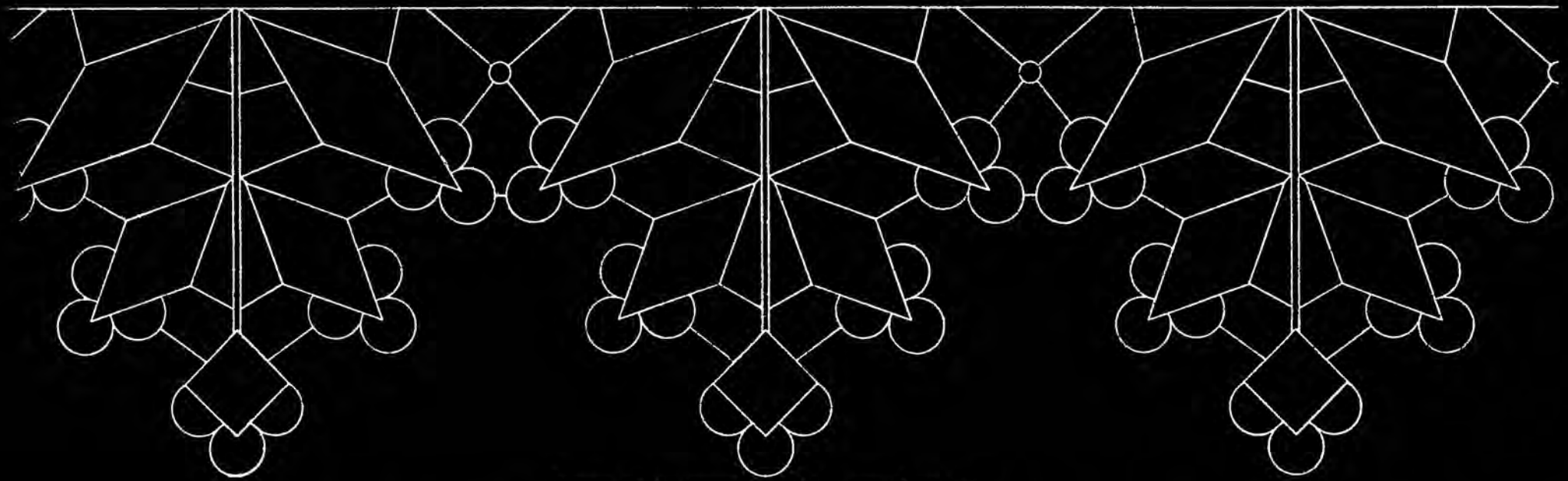
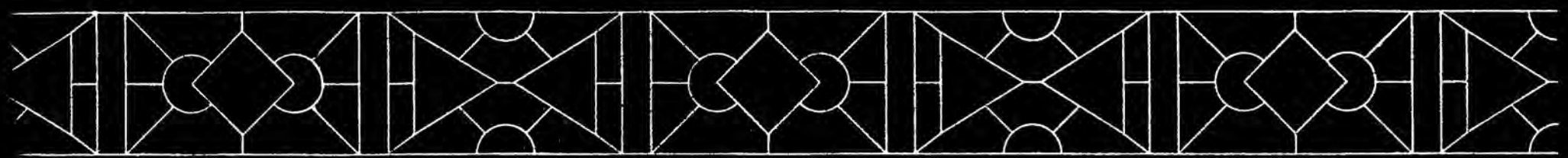
(\*) Use D.M.C Alsatian thread (Fil d'Alsace) N° 400 for fixing the Reticella braids and the threads of the tracing.



NEEDLE-MADE LACES — 1<sup>st</sup> Series



Pattern of the footing or the lace, figure 77.



Pattern of the inner edge of the lace, figure 77.

See at the back directions as to the materials to be used for the lace of this plate.

## PLATE XI

For executing the figure 77 use one of the articles indicated below :


Articles to be used :	For the tracing : (*)	For the corded bars and the button-hole stitch :
D.M.C Special crochet cotton..... (Cordonnet spécial)	N° 50.....	N° 40.....
D.M.C Flax lace thread..... (Lin pour dentelles)	N° 35.....	N° 30.....
D.M.C Alsatia.....	N° 40.....	N° 40.....

(\*) Use D.M.C Alsatian thread (Fil d'Alsace) N° 400 for fixing the Reticella braids and the threads of the tracing.





NEEDLE-MADE LACES — 1<sup>st</sup> Series



Pattern of the big square or the lace, figure 77.

See at the back directions as to the materials to be used for the lace of this plate.




## PLATE XI

For executing the figure 77 use one of the articles indicated below :

Articles to be used :	For the tracing : (*)	For the corded bars and the button-hole stitch :
D.M.C Special crochet cotton..... (Cordonnet spécial)	N° 50.....	N° 40.....
D.M.C Flax lace thread..... (Lin pour dentelles)	N° 35.....	N° 30.....
D.M.C Alsatia.....	N° 40.....	N° 40.....

(\*) Use D.M.C Alsatian thread (Fil d'Alsace) N° 400 for fixing the Reticella braids and the threads of the tracing.

NEEDLE-MADE LACES — 1<sup>st</sup> Series



Pattern of the four little squares of the lace, figure 77.

See at the back directions as to the materials to be used for the lace of this plate.

## PLATE XI



For executing the figure 77 use one of the articles indicated below :

Articles to be used :	For the tracing :(*)	For the corded bars and the button-hole stitch :
D.M.C Special crochet cotton..... (Cordonnet spécial)	N° 50.....	N° 40.....
D.M.C Flax lace thread..... (Lin pour dentelles)	N° 35.....	N° 30.....
D.M.C Alsatia.....	N° 40.....	N° 40.....



(\*) Use D.M.C Alsatian thread (Fil d'Alsace) N° 400 for fixing the Reticella braids and the threads of the tracing.



NEEDLE-MADE LACES — 1<sup>st</sup> Series



Patterns of figure 78.



Patterns of figure 79.

See at the back directions as to the materials to be used for the laces of this plate.

## PLATE XII



For executing the figures 78 and 79 use one of the articles indicated below :

Articles to be used :	For the tracing : (*)	For the open-work lace stitches :	For the close lace stitches :	For the figures and the outlines in button-hole stitch :
D.M.C Special crochet cotton..... (Cordonnet spécial)	N° 60.....	N° 100.....	N° 60.....	N° 50.....
D.M.C Flax lace thread..... (Lin pour dentelles)	N° 40.....	N° 50.....	N° 40.....	N° 35.....

(\*) Use D.M.C Alsatian thread (Fil d'Alsace) N° 400 for fixing the threads of the tracing.



NEEDLE-MADE LACES — 1<sup>st</sup> Series



Patterns of figure 80.

See at the back directions as to the materials to be used for the lace of this plate.



## PLATE XIII

For executing the figure 80 use one of the articles indicated below :


Articles to be used :	For the tracing : (*)	For the lace stitches, the corded bars and the button-holed outlines .
D.M.C Special crochet cotton..... (Cordonnet spécial)	N° 40.....	N° 20.....
D.M.C Flax lace thread..... (Lin pour dentelles)	N° 30.....	N° 16.....
D.M.C Alsatia.....	N° 40.....	N° 25.....

(\*) Use D.M.C Alsatian thread (Fil d'Alsace) N° 300 for fixing the threads of the tracing.


NEEDLE-MADE LACES — 1<sup>st</sup> Series




Pattern for the lace of the left pincushion.




Pattern for the little squares of the right pincushion.



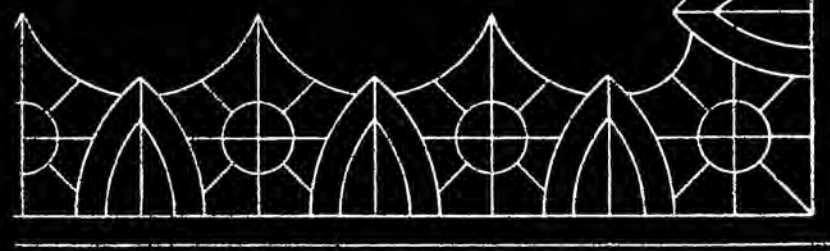

Pattern for the big squares of the right pincushion.



Pattern for the square of the handkerchief sachet.



Pattern for the squares of the left reticule.



Pattern for the lace of the handkerchief sachet.

See at the back directions as to the materials to be used for the laces of this plate.

## PLATE XIV


For executing the laces of this plate use one of the articles indicated below :

Articles to be used :	For the tracing : (*)	For the open-work lace stitches :	For the close lace stitches :	For the corded bars and the button-hole stitch :
D.M.C Special crochet cotton..... (Cordonnet spécial)	N° 50.....	N° 100.....	N° 50.....	N° 40.....
D.M.C Flax lace thread..... (Lin pour dentelles)	N° 35.....	N° 50.....	N° 35.....	N° 30.....


(\*) Use D.M.C Alsatian thread (Fil d'Alsace) N° 400 for fixing the threads of the tracing.




NEEDLE-MADE LACES — 1<sup>st</sup> Series



Pattern for the collar of the plastron.



Pattern for the squares of the glove satchet.



Pattern for the collar of the plastron.



Pattern for the squares of the glove satchet.

See at the back directions as to the materials to be used for the laces of these plates.

## PLATES XIV and XV

For executing the laces of these plates use one of the articles indicated below :

Articles to be used :	For the tracing : (*)	For the open-work lace stitches :	For the close lace stitches :	For the corded bars and the button-hole stitch :
D.M.C Special crochet cotton..... (Cordonnet spécial)	N° 50.....	N° 100.....	N° 50.....	N° 40.....
D.M.C Flax lace thread..... (Lin pour dentelles)	N° 35.....	N° 50.....	N° 35.....	N° 30.....

(\*) Use D.M.C Alsatian thread (Fil d'Alsace) N° 400 for fixing the threads of the tracing.



# DOLLFUS-MIEG & C<sup>ie</sup>, Société anonyme, Mulhouse-Belfort-Paris

manufacture and put on sale under the trade mark of

## D·M·C

articles specially intended for embroidery, sewing, knitting, crochet, lace work and generally for all kinds of needlework in the following materials:



## COTTON, LINEN AND SILK

These articles are supplied in all sizes in écriu, white, black and all colours.

They can be procured from all mercers, fancy repositories, art needlework depôts, &c.; but the variety of the D.M.C goods is so great that it is impossible for even the best supplied houses to keep them all in stock.

As however customers of DOLLFUS-MIEG & C<sup>ie</sup>, SOCIÉTÉ ANONYME, or their wholesale agents have every facility of procuring any quantity of goods, it is always possible to obtain the articles wanted through them.

### LIST OF THE D·M·C ARTICLES



**Cottons for embroidery and tapestry:** D.M.C Embroidery cottons (Cotons à broder), D.M.C Pearl cottons (Cotons perlés), D.M.C Special stranded cotton (Mouliné spécial).

**Sewing cottons:** D.M.C Alsatian sewing cotton (Fil d'Alsace), D.M.C Alsa.

**Crochet cottons:** D.M.C Alsatia, D.M.C Cordonnets, D.M.C Pearl cottons (Cotons perlés), D.M.C Crochet floche.

**Knitting cottons:** D.M.C Alsatia, D.M.C Retors pour mercerie.

**Embroidery and festooning machine twist:** D.M.C Alsatian twist (Retors d'Alsace), D.M.C Embroidery cotton (Coton à broder).

**Cotton braids:** D.M.C Cotton braid (Lacet, première qualité), D.M.C Superfine braid (Lacet superfin).

**Flax threads for embroidery and tapestry:** D.M.C Floss flax (Lin floche), D.M.C Stranded flax thread (Lin mouliné).

**Flax threads for knitting, crochet and lace work:** D.M.C Flax thread for knitting and crochet (Lin à tricoter et à crocheter), D.M.C Flax lace thread (Lin pour dentelles).

**Washing embroidery silk:** D.M.C Persian silk (Soie de Perse).



## D·M·C LIBRARY

In the endeavour to develop the taste for fancy needlework and to make the use of the numerous articles made specially for sewing and embroidery by the SOCIÉTÉ ANONYME DOLLFUS-MIEG & C<sup>e</sup> better known, the Society has published a series of works which together form a complete library of information dealing with every known kind of needlework.

Each album is composed of a series of very varied designs with an explanatory text by the aid of which it will be found easy to carry out even the most complicated work.

Although these publications — by their artistic value, the choice of the designs, and the attention applied to their execution — surpass all that has ever been done in this line before, yet, they are sold at a price quite inferior to their real value. They could not have been produced under more favourable conditions, in consequence of the important editions and their intended aim.

All these publications are edited in French and German, and some in English (\*). As the text however is but of secondary importance while the designs are the principal feature, all these works can be used to great advantage even in the countries where other languages are spoken than those in which they are edited.

Further on will be found a description of these publications which can be obtained of booksellers, mercers and at needlework dépôts or of the editor direct, TH. DE DILLMONT, MULHOUSE (Alsace).

### List of the publications of the D·M·C Library

#### \* Encyclopedia of Needlework

A handsome volume of about 800 pages, illustrated by 1107 engravings and 13 coloured plates. English binding. Gilt top.  
Bound in-16<sup>mo</sup> ..... Price: 1/3

#### The Embroiderer's Alphabet

Album containing 82 coloured plates composed of alphabets, monograms and patterns for counted stitch embroideries, followed by 10 plates of monograms and festoons with tracings for white embroidery.

\* Bound in-16<sup>mo</sup> ..... Price: 5d.  
Bound in-8<sup>o</sup> ..... Price: 10d.

#### Albums for Cross-Stitch Embroidery

##### \* ALBUM I:

In-4°, 32 plates with 278 designs. Artistic cover..... Price: 1/3

##### ALBUM II:

In-4°, 40 plates with 136 coloured designs, comprising several alphabets. Artistic cover ..... Price: 2/-

##### \* ALBUM III:

In-4°, 40 plates with 182 designs..... Price: 1/3

#### Le Macramé (Macramé)

An album in-4°, of 32 plates with explanatory text. Artistic cover..... Price: 2/-

(\*) The publications marked with an asterisk (\*) and of which the title is underlined are edited in English.

Prices no longer  
in force



**Motifs de Broderie copte**  
(Motifs for Coptic Embroidery)

This work is divided into 3 parts, each of which is accompanied by an explanatory text. Artistic cover. In-4°. Price: 2/- each.

**Le Tricot (Knitting, I<sup>st</sup> and II<sup>nd</sup> Series)**

Two albums in-4°, containing, the first 72, and the second 63 patterns for knitting. Artistic cover..... Price: 2/- each.

**La Broderie sur Lacis**

(Net-work embroidery, I<sup>st</sup> and II<sup>nd</sup> Series)

Two albums in-4°, composed of 20 plates each with explanatory text. Artistic cover..... Price: 1/3 each.

**Alphabets et Monogrammes**

(Alphabets and Monograms)

An album in-4° (oblong shape), with gilt edges, composed of 60 plates with explanatory text..... Price: 2/-

**\* New Patterns in Old Style**

Work divided into two parts, each of which is composed of 12 plates, accompanied by an explanatory text and figures. In-4°..... Price: 3/- each.

**Recueil d'Ouvrages divers (Works of various kinds)**

An album in-4°, of 35 plates containing 242 engravings with explanatory text..... Price: 1/8

**La Dentelle Renaissance (Point lace)**

Containing 76 pages of text with explanatory figures, 10 plates of patterns with tracings on cambric for executing the designs reproduced on these plates. In-8°..... Price: 1/3

(\*) The publications marked with an asterisk (\*) and of which the title is underlined are edited in English.

**\* The Net Work**

Containing 28 pages of text with explanatory figures and 20 plates with patterns for embroidery on net. Artistic cover. In-8°..... Price: 5<sup>d</sup>.

**Le Crochet (Crochet Work, I<sup>st</sup> and II<sup>nd</sup> Series)**

Two albums in-4°, containing the first 64, and the second 57 patterns for crochet work and a detailed description of the patterns. Artistic cover..... Price: 2/- each.

**\* Crochet Work, III<sup>rd</sup> Series**

An album in large octavo, containing 14 plates with a great variety of patterns for crochet work and an explanatory text with figures..... Price: 10<sup>d</sup>.

**La Broderie au Passé (Flat-stitch Embroidery)**

An album in-4°, of 20 plates accompanied by tracings for reproducing the designs, with explanatory text. Polychrome cover..... Price: 2/-

**Motifs pour Broderies**

(Motifs for Embroideries, I<sup>st</sup> and \*II<sup>nd</sup> Series)

Two albums in-8°, each containing 32 coloured plates, composed of grounds, borders, floral designs, &c., also a series of tracings to facilitate the reproducing and enlarging of the patterns..... Price: 1/- each.

**\* Motifs for Embroideries, III<sup>rd</sup> and IV<sup>th</sup> Series**

Two albums in large octavo, each containing 20 coloured plates, composed of various designs in modern style, for embroidery on counted threads..... Price: 6<sup>d</sup> each.



**\* Teneriffe Lace Work**

An album in-8°, of 20 plates

Containing a great variety of patterns for wheels, borders and lace and an explanatory text. Artistic cover..... Price: 3<sup>1</sup>/<sub>2</sub><sup>d.</sup>

**Les Dentelles aux Fuseaux (Pillow Laces, I<sup>st</sup> Series)**

Octavo volume, containing 176 pages of text, with numerous explanatory illustrations, 8 plates, with patterns of laces, insertions and braids and 55 tracings for executing the different patterns described in the book ..... Price: 2/2

**\* Cross Stitch . New Designs, I<sup>st</sup> Series**

An album in-8°, containing 24 coloured plates, composed of grounds, borders and various subjects for cross-stitch embroideries..... Price: 2<sup>1</sup>/<sub>2</sub><sup>d.</sup>

**\* Cross Stitch . New Designs, II<sup>nd</sup> and III<sup>rd</sup> Series**

Two albums in large octavo, each containing 20 coloured plates, composed of grounds, borders and various subjects for cross-stitch embroideries..... Price: 4<sup>d.</sup> each.

**\* Marking Stitch, I<sup>st</sup> Series**

Album in-8°

Containing 12 coloured plates composed of alphabets, monograms and patterns for counted stitch embroideries..... Price: 1<sup>d.</sup>

**\* Hardanger Embroideries**

Album in large octavo, containing 36 plates composed of a number of patterns for openwork embroidery on counted threads; 20 pages of text with explanatory figures accompany the plates..... Price: 8<sup>d.</sup>

(\*) The publications marked with an asterisk (\*) and of which the title is underlined are edited in English.

**Le Filet-Richelieu (French net-work)**

An album in-4°, of 30 plates with explanatory text. Artistic cover..... Price: 2/—

**\* Drawn thread work**

An album in-8°, of 20 plates containing a great variety of patterns and an explanatory text. Artistic cover..... Price: 5<sup>d.</sup>

**\* Irish Crochet Lace**

Album in large octavo, containing 50 pages of text with numerous explanatory figures and 7 plates of patterns for Irish crochet lace, to which are added tracings on linen for reproducing the patterns illustrated on the plates..... Price: 1/5

**\* Embroidery on Tulle, I<sup>st</sup> Series**

Album in large octavo, containing 16 plates printed in black and 8 plates in colours, with numerous patterns of laces, edgings, insertions and powderings, preceded by an explanatory text facilitating the execution of embroidery on tulle. Price: -/10

**\* Needle-made Laces, I<sup>st</sup> Series**

Album in large octavo, containing 15 plates comprising numerous designs for laces, as well as a series of patterns for their execution, the whole preceded by a text with explanatory figures ..... Price: 1/—

**\* Motifs for Embroideries, V<sup>th</sup> Series**

Album in large octavo, containing 15 coloured plates with numerous models for embroidery. A text with explanatory figures facilitates the reproduction of the models and a series of tracings of the plates contained in the album completes this publication ..... Price: -/7<sup>1</sup>/<sub>2</sub>



