

The Antique Pattern Library

For more information, please see our website at: <http://www.antiquepatternlibrary.org>



This is a scan of an antique book that is, to the best of our knowledge, in the public domain. The scan itself has been photo-edited for readability, and is licensed under the **Creative Commons** Attribution-NonCommercial-ShareAlike License.

To view a copy of this license, visit <http://creativecommons.org/licenses/by-nc-sa/2.5/> or send a letter to Creative Commons, 559 Nathan Abbott Way, Stanford, California 94305, USA.

You may share copies or printouts of this scan freely. You may not sell copies or printouts.

Donated by

Sytske Wijnsma

FREE DISTRIBUTION ONLY - NOT FOR SALE

SOME RIGHTS RESERVED

D·M·C LIBRARY

MOTIFS FOR
EMBROIDERIES

VITH SERIES

E. DINGLE & Co. Ltd.
PLYMOUTH

INTRODUCTION

Little coloured embroideries in fancy stitches being greatly in vogue at the present time, equally for outer garments, lingerie and furnishings, we are now publishing, under the title "MOTIFS FOR EMBROIDERIES, VIth Series", an album containing patterns of this type, worked in bright colours, either plain or shaded. They are chiefly executed in straight stitch, upright or slanting, cross stitch and its variations, stroke stitch, chain stitch and weaving stitch, accompanied by different designs for rivières.

Fabrics. — All kinds of fabrics whose threads can be counted are suitable for the reproduction of these models. Our originals were embroidered upon a cream linen material. To obtain a pattern in larger size, a coarser fabric must be chosen, or else the number of threads to be covered by each stitch can be doubled or trebled; on the other hand, a more closely woven linen will produce a smaller pattern.


If it be desired to embroider our designs upon cloth or any other fabric whose threads cannot be counted, the embroidery must be worked over a canvas previously fixed straight across the material and which will then be drawn out, thread by thread, when the embroidery is completed.

Materials. — The originals of our models were worked in D·M·C Pearl cotton (Coton perlé) No. 3, and some of them finished off with D·M·C Pearl cotton (Coton perlé) No. 8. For finer fabrics than the linen used by us, it would be best to make use of D·M·C Pearl

cotton (Coton perlé) Nos. 5 to 12 or D·M·C Special stranded cotton (Mouliné spécial) No. 25, or even D·M·C Embroidery cotton, special quality (Coton à broder, qualité spéciale) in medium or fine numbers. A large proportion of our models could be reproduced in D·M·C Pearl cotton (Coton perlé) No. 1 or in D·M·C Embroidery twist (Retors à broder) No. 4 (dull cotton); worked upon a thick fabric, these threads give an entirely original and decorative effect to the embroideries which are meant to cover large surfaces.

Besides the articles which we have already mentioned, we can also recommend as materials for executing our models, D·M·C Floss flax (Lin floche), D·M·C Rayon for embroidery (Rayonne à broder) and, for silk embroideries, D·M·C Persian silk (Soie de Perse).

In addition to the plates illustrating this publication, there will be found a large selection of motifs worked on counted threads in the following albums of the D·M·C Library: *Motifs for Embroideries, IIIrd and IVth Series; Czecho-Slovakian Embroideries; Jugoslavian Embroideries, Ist and IInd Series; Turkish Embroideries; Bulgarian Embroideries; Morocco Embroideries.*



For embroidering, use the **D·M·C** Cotton, Flax and Silk embroidery threads


DOLLFUS-MIEG & C^{ie}, Société anonyme

MULHOUSE-BELFORT-PARIS

All rights reserved


MOTIFS FOR EMBROIDERIES — VIth SERIES

Plate II



For embroidering, use the **D-M-C Cotton**, **Flax** and **Silk embroidery threads**

DOLLFUS-MIEG & C^{ie}, Société anonyme
MULHOUSE-BELFORT-PARIS



For embroidering, use the D-M-C Cotton, Flax and Silk embroidery threads

DOLLFUS-MIEG & Cie, Société anonyme

MULHOUSE-BELFORT-PARIS



For embroidering, use the **D-M-C Cotton, Flax and Silk embroidery threads**

DOLLFUS-MIEG & C^{ie}, Société anonyme
MULHOUSE-BELFORT-PARIS



For embroidering, use the **D-M-C Cotton, Flax and Silk embroidery threads**

DOLLFUS-MIÉG & C^{ie}, Société anonyme

MULHOUSE-BELFORT-PARIS



For embroidering, use the **D-M-C Cotton, Flax and Silk embroidery threads**

DOLLFUS-MIEG & C^{ie}, Société anonyme

MULHOUSE-BELFORT-PARIS



For embroidering, use the **D-M-C Cotton, Flax and Silk** embroidery threads

DOLLFUS-MIEG & C^{ie}, Société anonyme

11111 HOUSE-BELFORT-PARIS



For embroidering, use the D-M-C Cotton, Flax and Silk embroidery threads




DOLLFUS-MIEG & C^{te}, Société anonyme
MULHOUSE-BELFORT-PARIS



For embroidering, use the **D-M-C Cotton, Flax and Silk embroidery threads**

DOLLFUS-MIEG & C^{ie}, Société anonyme

MULHOUSE-BELFORT-PARIS



For embroidering, use the D-M-C Cotton, Flax and Silk embroidery threads

DOLLFUS-MIEG & C^{ie}, Société anonyme

MULHOUSE-BELFORT-PARIS



For embroidering, use the **D-M-C Cotton, Flax and Silk embroidery threads**

DOLLFUS-MIEG & C^{te}, Société anonyme

MULHOUSE-BELFORT-PARIS



For embroidering, use the D-M-C Cotton, Flax and Silk embroidery threads

DOLLFUS-MIEG & C^{ie}, Société anonyme

MULHOUSE-BELFORT-PARIS



For embroidering, use the D-M-C Cotton, Flax and Silk embroidery threads

DOLLFUS-MIEG & C^{ie}, Société anonyme
MULHOUSE-BELFORT-PARIS



For embroidering, use the **D-M-C Cotton, Flax and Silk embroidery threads**

DOLLFUS-MIEG & C^{ie}, Société anonyme

MULHOUSE-BELFORT-PARIS



For embroidering, use the D-M-C Cotton, Flax and Silk embroidery threads

DOLLFUS-MIEG & C^{ie}, Société anonyme

MULHOUSE-BELFORT-PARIS



For embroidering, use the D-M-C Cotton, Flax and Silk embroidery threads

DOLLEFUS-MIEG & C^{ie}, Société anonyme

MULHOUSE-BELFORT-PARIS

FREE DISTRIBUTION ONLY - NOT FOR SALE

